



Secuware Virtual System (SVS)

SECURITY TARGET

EAL2

Copyright 2008 © by SECUWARE

All rights reserved. The information in this document is exclusive property of SECUWARE and may not be changed without express written agreement of SECUWARE.




	Version:	2.0
	Date:	06/03/2008
Secuware Virtual System - Security Target		

Table of Contents

Introduction5

 ST reference5

 TOE reference5

 TOE overview5

 TOE usage5

 TOE type6

 TOE components8

 Logical and Physical boundaries8

 Pre Boot Authentication (PBA)8

 Payload8

 Platform requirements9

PP conformance claims 10

 CC Conformance Claim 10

 PP Claim, Package Claim 10

Security Problem Definition 11

 TOE assets 11

 SVS assets 11

 Threats 11

 Expected threats to the TOE assets 11


 Assumptions 12

Security Objectives 13

 Security Objectives for the TOE 13

 Security Objectives for the TOE Environment 13

 Security Objectives rationale 13

	Version:	2.0
	Date:	06/03/2008
Secuware Virtual System - Security Target		

Security Requirements for the TOE	15
Security Functional Requirements	15
Security Assurance Requirements	18
Rationale for the Security Requirements	33
TOE Summary Specification	37
TOE Security Functions	37
Integrity Protection	37
Identification and Authentication	37
Access Control	38
Management	38
TOE Security Assurance Measures	38
Development	38
Guidance Documents	39
Life-Cycle support	39
Tests	40

CHANGE HISTORY

Date	Ver./Rev.	Description
14/07/2007	1.0	Start Edition.
		Author: Marta Pardo
		Review by:
		Marta Pardo
		Date
		14/09/2007
14/12/2007	1.2	Change
		Author: Carlos Jiménez
		Review by:
		Miguel Bañón
		Date
		14/12/2007
13/02/2008	1.3	Change (product description, SFRs, TOE Summary Specification)
		Author: Jorge López Hernández-Ardieta
		Review by:
		Carlos Jiménez
		Date
		27/02/2008
28/02/2008	1.4	Change: <ul style="list-style-type: none"> - Product description: No VM ware software is actually needed. - TOE Summary Specification: updated.
		Author: Jorge López Hernández-Ardieta
		Review by:
		Date
06/03/2008	1.5	Change: <ul style="list-style-type: none"> - Security Functional Requirements: Deleted FPT_TST.1 and FMT_SMR.1 SFRs.
		Author: Jorge López Hernández-Ardieta
		Review by:
		Jose Emilio Rico
		Date
		02/04/2008
04/04/2008	1.6	Change: <ul style="list-style-type: none"> - Introduction - Payload coverage - Rationales
		Author: Jorge López Hernández-Ardieta
		Review by:
		Date

Secuware Virtual System - Security Target

Date	Ver./Rev.	Description	
		Jose Emilio Rico	09/04/2008
18/08/2008	1.7	Changes: <ul style="list-style-type: none"> - Included CRC integrity assurance mechanism. - Included user password-based authentication as an additional measure for increasing the security of the product. - Update the document to be consistent with previous changes. 	
		Author:	Jorge López Hernández-Ardieta
		Review by:	Date
31/08/2008	1.8	Changes: <ul style="list-style-type: none"> - Added confidentiality SFRs. - Modified SVS philosophy from payload secure transportation (integrity) and execution to payload secure transportation (integrity and confidentiality) 	
		Author:	Jorge López Hernández-Ardieta
		Review by:	Date
		Jose Emilio Rico	08/09/2008
08/09/2008	2.0	Changes: <ul style="list-style-type: none"> - Modified execution environment (virtualization) - Updated SFR and TOE Summary Specification. 	
		Author:	Jorge López Hernández-Ardieta
		Review by:	Date

DISTRIBUTION AND APPROVAL HISTORY

Addressee	Ver. /Rev.	Number of Copies	Distribution Page Code and Date
Name and or Position and Organization.	Nº	Nº	

 SECUWARE®	Version:	2.0
	Date:	06/03/2008
Secuware Virtual System - Security Target		

Introduction

ST reference

- 1 **Title:** SVS Security Target EAL2
- 2 **Version:** 2.0
- 3 **Author:** Secuware
- 4 **Publication date:** 8th September 2008

TOE reference

- 5 Secuware Virtual System (SVS), Version 4.1.0.276

TOE overview

TOE usage

- 6 Secuware Virtual System (SVS) is a complete isolated combination of a security operating system called SOS, a optionally operating system (mainly Windows Embedded, Windows PE or Linux) and a set of applications (designed for SOS or the embedding OS). The combination of Embedded OS and applications is out of the TOE and we refer to it as payload in the rest of the document. Secuware SVS warrants confidentiality and integrity in untrusted and virtualized environments.
- 7 Although the virtual environment (e.g. Virtual Machine (VM) ware) uses the resources of the physical host PC, Secuware's security technology completely isolates those resources, ensuring that the payload and the rest of the SVS sensitive information cannot be accessed or modified by Internet-borne malware or unauthorised users.
- 8 SVS is provided as a disk image, bootable by virtualization environments like VM ware.
- 9 There are three possible configurations respecting SVS user authentication:
 - Password only

The user will have to provide the password when loading the SVS image.

 SECUWARE®	Version:	2.0
	Date:	06/03/2008
Secuware Virtual System - Security Target		

- Single User Mode with password

The user will have to insert the authorised Spanish electronic Identification Card (eDNI) and provide the password when loading the SVS image.

- Multiuser Mode with password

The user will have to insert an eDNI and provide a password when loading the SVS image.

10 These configurations are security configurations evaluated and certified under Common Criteria EAL2 requirements.

11 Although current certified configuration uses the eDNI as the security token, SVS supports more than 25 security tokens, including cryptographic tokens and biometric devices. Additional functionalities not certified but included in Secuware SVS cover auto-enrolment capabilities for end users and challenge-response mechanism, what remarkably increases the usability and security of the product. On the other hand, SVS can be completely customized according to the customer necessities.

12 SVS could also be used as a Secure Signature Creation Environment that, by means of a Secure Signature Creation Device (SSCDev) like the eDNI, offers a completely secure environment for the generation of legally-binding and non-repudiation electronic signatures on the payload.

13 SVS contributes to solutions of mobility, portability and flexibility using customized design of high security. Due to small size of the SVS image, it could be sent through the network for recovery, diagnostic and remote management purposes, providing that the payload has been properly programmed. This allows making the most of Intel® vPro™ technology, which simplifies management of desktops PCs with its hardware-assisted capabilities. Intel® vPro™ remotely inventories, diagnoses, and repairs PCs with built-in manageability.

TOE type

14 The TOE comprises the SVS image. SVS can be considered as a security system based on a fully encrypted disk image which allows only authorised users to transport and access the payload in a secure manner. SVS image has been designed to be loaded under a virtualization environment, like VM ware.

 SECUWARE®	Version:	2.0
	Date:	06/03/2008
Secuware Virtual System - Security Target		

- 15 Every time SVS boots, a new and completely clean environment is created, effectively preventing any malware from entering into the system.
- 16 TOE guarantees the integrity and confidentiality of the payload as well as the integrity of the TOE itself. Any change in the content of the SVS image (including the payload) will lead to a rejection of the booting. The TOE relies in the enciphering of the binary image of the secured operating system and a CRC 32-bit verification mechanism to protect SVS from unauthorized modifications.
- 17 Pre-boot authentication mechanism (PBA) assures that only the authorised user can load SVS and therefore access the payload it contains, guaranteeing its confidentiality. The user must authenticate to the SVS presenting his/her credentials. The credentials include the smart card **eDNI** (Spanish electronic Identification Card) and a user password.
- 18 Due to the necessity of an external user secret (password), the security of the product is highly increased. SVS CC EAL2 configurations completely assure the integrity of SVS at the same time that the access to the payload is controlled.
- 19 The TOE does not rely on its IT environment to achieve any of its required security properties. However, it is supposed that the platform where SVS is loaded is free from any keylogger or malware that could compromise the password provided by the user. Therefore, it is assumed the existence of a secure communication channel between the user and the TOE for the password transference.
- 20 On the other hand, the TOE relies in a Virtual Environment for its execution and isolation from the underlying hardware platform. The TOE under the evaluated configuration requires VM ware virtualization software. Any operating system and hardware supported by this product is indirectly supported by the TOE.
- 21 The asset of this TOE is the integrity and confidentiality of the user data (payload) and the integrity of the TSF itself.
- TOE guarantees the integrity and confidentiality of the payload. TOE guarantees also that the payload does not compromise the overall security of the TOE, even if it has malicious behaviour.
 - TOE guarantees the integrity of the TOE itself, assuring that only an unmodified SVS image can be launched.

 SECUWARE®	Version:	2.0
	Date:	06/03/2008
Secuware Virtual System - Security Target		

- Pre-boot Authentication (PBA) ensures that only authorised users can load the SVS image and access the payload.
- SVS could run from a floppy disk image – due to its small size – on an insecure environment or PC.

TOE components

Logical and Physical boundaries

22 Next Figure 1 shows the TOE logical boundary. The referenced elements are further described in next sections.

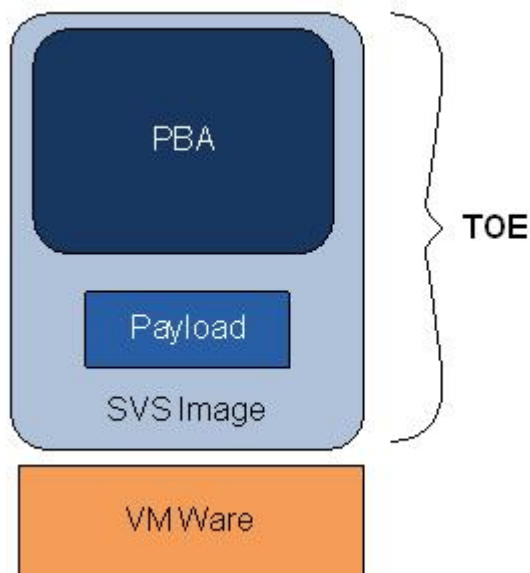


Figure 1 TOE logical boundary

23 Due to TOE nature (software product), there is no physical boundary.

Pre Boot Authentication (PBA)

24 PBA is the kernel of Secuware Virtual System. The principal PBA functionalities are encrypting and decrypting data transparently, user authentication and integrity verification. The pre-boot authentication feature prevents attackers from breaking into the system to attack secure environment.

Payload

25 The payload is part of the TOE, as the main asset to protect. It does not enforce any security properties of the TOE, and it can even be

	Version:	2.0
	Date:	06/03/2008
Secuware Virtual System - Security Target		

untrusted. In any case, the secure access to the payload is always ensured by the TOE.

- 26 Payload integrity and confidentiality is assured by TOE Security Functions, but payload behaviour is completely out of the scope of TOE evaluation. However, TOE assures that payload behaviour – even malicious behaviour – does not compromise the claimed security requirements.

Platform requirements

- 27 Following hardware requirements are needed for executing Secuware Virtual System:
- Any Personal Computer or Server with basic memory and processor capabilities.
- 28 Following software requirements are needed for executing Secuware Virtual System:
- SVS needs VMware Workstation version 4, 5 or 6 as well as VMware Player 1 or 2 as the underlying virtualization software.

	Version:	2.0
	Date:	06/03/2008
Secuware Virtual System - Security Target		

PP conformance claims

CC Conformance Claim

- 29 This Security Target complies with the Common Criteria, version 3.1, release 2, September 2007, for both the content and presentation requirements.
- 30 All functional and assurance security requirements laid out in this Security Target comply with parts 2 and 3 respectively of the above mentioned Common Criteria version. There are no extended requirements.
- 31 Evaluation Assurance Level 2 (EAL2).

PP Claim, Package Claim

- 32 This Security Target does not comply with any Protection Profile, but rather reflects the unique security properties of the TOE.

	Version:	2.0
	Date:	06/03/2008
Secuware Virtual System - Security Target		

Security Problem Definition

TOE assets

SVS assets

33 The assets of the TOE are the user data (payload), the TSF itself and the information managed by the TSF to enforce the security properties of the TOE.

- **A.INT;**

34 The integrity of the assets is ensured to be maintained across invocations of the TOE execution. Any modification of the integrity of the TOE or of the TOE user data will result in a denial of service, thus avoiding its running in a compromised state.

35 This includes:

1. The integrity of the User Data (payload);
2. The integrity of the TSF itself (PBA);
3. The integrity of the user authentication credential.

- **A.CONF;**

36 Payload confidentiality is ensured to be maintained across invocations of the TOE execution. The user must be correctly authenticated in order to access the payload included in the SVS image.

37 This includes:

4. The confidentiality of the User Data (payload);

Threats

Expected threats to the TOE assets

38 The expected attackers are qualified so as to have a basic attack potential, in accordance with the security assurance given by 0.

39 These expected attackers may be any malware or untrusted IT element in the TOE environment. The attacks may be launched off line over the stored TOE at the environment file disk, or online to a running TOE instance.

	Version:	2.0
	Date:	06/03/2008
Secuware Virtual System - Security Target		

- **T.INT;**

40 The TOE will be subject to attacks from untrusted IT elements from its IT environment. Any malware or untrusted IT element in the TOE environment, or even an untrusted user having access to the TOE may try to modify the integrity of the TOE payload or the TOE itself.

- **T.IMP;**

41 An unauthorized user attempts to impersonate a legitimate user, or to gain unauthorized execution of the TOE or unauthorized access to the payload. Thus, this threat is focused on compromising the confidentiality of the payload as well as subverting the access control mechanism implemented by the TOE.

Assumptions

- **AS.SECCHANNEL;**

42 It is assumed that the environment where the TOE is loaded is free from any keylogger or malware that could compromise the password provided by the user. Therefore, it is assumed the existence of a secure communication channel between the user and the TOE for the password transference.

Security Objectives

Security Objectives for the TOE

- **O.DETEECTSVS;**

43 The TOE shall detect any attack against the integrity of the TOE, including the TSF or the TSF information.

- **O.DETEECTPLD;**

44 The TOE shall detect any attack against the integrity of the User Data (Payload).

- **O.DENY;**

45 On the event of an integrity compromise, the TOE shall not be loaded or the payload becomes available to the user.

- **O.ACC;**

The TOE shall implement an access control mechanism, so that only authorized users can launch it and access the payload it contains.

Security Objectives for the TOE Environment

- **OE. SECCHANNEL;**

The TOE Environment shall provide the user with a secure communication channel between the user and the TOE for the password transference, in order to avoid the password compromise by any keylogger or malware.

Security Objectives rationale

46 The following table shows the trivial correspondence between the security objectives applicable to the TOE and the countered threat. Each threat is addressed by the defined security objectives.

Table 1 Security problem definition and security objectives

	T.INT	T.IMP
O.DETEECTSVS	x	

O.DETECTPLD	x	
O.DENY	x	
O.ACC		x

47 Next, the rationale for each matching is provided:

48 **T.INT** sets that the TOE can be subject to integrity attacks over the TOE or the payload. These attacks can be carried out by untrusted IT elements from its IT environment, including any malware or untrusted IT element, or even untrusted users having access to the TOE. **O.DETECSVS** indicates that the TOE shall detect any attack against the integrity of the TOE, including the TSF or the user authentication data. With **O.DETECTPLD** the TOE shall detect any attack against the integrity of the payload. Furthermore, **O.DENY** security objective obliges the TOE not to load or make the payload available on the event of an integrity compromise. Therefore, it is demonstrated that T.INT is fully countered by O.DETECSVS, O.DETECTPLD and O.DENY.

49 **T.IMP** sets that an unauthorized user attempts to impersonate a legitimate user, or to gain unauthorized execution of the TOE or unauthorized access to the payload. This threat is counteracted by **O.ACC**, which enforces an access control mechanism, so that only authorized users can launch the TOE and access the payload. Payload confidentiality is thus assured since only authorised users can access the payload information.

50 The following table shows the trivial correspondence between the security objective applicable to the TOE Environment and the assumption identified above. The assumption is addressed by the defined security objectives.

	AS.SECCHANNEL
OE. SECCHANNEL	x

51

52 The correspondence is trivially seen.

	Version:	2.0
	Date:	06/03/2008
Secuware Virtual System - Security Target		

Security Requirements for the TOE

Security Functional Requirements

FPT_FLS.1 Failure with preservation of secure state

FPT_FLS.1.1 The TSF shall preserve a secure state when the following types of failures occur: [assignment: *unauthorized compromise of the integrity of the TSF or of the TSF data.*].

FDP_SDI.2 Stored data integrity monitoring and action

FDP_SDI.2.1 The TSF shall monitor user data stored in containers controlled by the TSF for [assignment: *integrity errors of the SVS payload*] on all objects, based on the following attributes: [assignment: *payload signature as defined at TOE generation.*].

FDP_SDI.2.2 Upon detection of a data integrity error, the TSF shall [assignment: *enter into failure with preservation of secure state*].

FIA_UID.1 Timing of identification

FIA_UID.1.1 The TSF shall allow [assignment:

- *Invocation of login help*] on behalf of the user to be performed before the user is identified.

FIA_UID.1.2 The TSF shall require each user to be successfully identified before allowing any other TSF-mediated actions on behalf of that user.

FIA_UAU.1 Timing of authentication

Dependencies: FIA_UID.1 Timing of identification

FIA_UAU.1.1 The TSF shall allow [assignment:

	Version:	2.0
	Date:	06/03/2008
Secuware Virtual System - Security Target		

- *Invocation of login help*] on behalf of the user to be performed before the user is authenticated.

FIA_UAU.1.2 The TSF shall require each user to be successfully authenticated before allowing any other TSF-mediated actions on behalf of that user.

FDP_ACC.2 Complete access control

Dependencies: FDP_ACF.1 Security attribute based access control

FDP_ACC.2.1 The TSF shall enforce the [assignment: *"SVS access control SFP"*] on [assignment:

- *Subjects: User(s)*
- *Objects: the TOE itself.*] and all operations among subjects and objects covered by the SFP.

FDP_ACC.2.2 The TSF shall ensure that all operations between any subject controlled by the TSF and any object controlled by the TSF are covered by an access control SFP.

FMT_MSA.1 Management of security attributes

Dependencies: FDP_ACC.2 Complete access control

FMT_SMR.1 Security Roles

FMT_MSA.1.1 The TSF shall enforce the [assignment: *"SVS access control SFP"*] ~~to restrict the ability~~ avoiding to [selection: *change_default, query, modify, delete*] the security attributes [assignment: *User(s) eDNI number(s), CRC values and payload signature.*] to [assignment: *any user*].

FDP_ACF.1 Security attribute based access control

Dependencies: FDP_ACC.2 Complete access control

	Version:	2.0
	Date:	06/03/2008
Secuware Virtual System - Security Target		

FDP_ACF.1.1 The TSF shall enforce the [assignment: *"SVS access control SFP"*] to objects based on the following: [assignment:

- *Subjects: User(s) and the corresponding eDNI number(s) and the user password.*
- *Objects: the TOE itself and its identity.*].

FDP_ACF.1.2 The TSF shall enforce the following rules to determine if an operation among controlled subjects and controlled objects is allowed: [assignment: *only authorised user(s) can launch the payload*].

FDP_ACF.1.3 The TSF shall explicitly authorise access of subjects to objects based on the following additional rules: [assignment: *none*].

FDP_ACF.1.4 The TSF shall explicitly deny access of subjects to objects based on the [assignment: *any user not properly authenticated*].

	Version:	2.0
	Date:	06/03/2008
Secuware Virtual System - Security Target		

Security Assurance Requirements

53 The development and the evaluation of the TOE shall be done in accordance to the following security assurance requirements:

- EAL2

ADV_ARC.1 Security architecture description

Dependencies: ADV_FSP.2 Security-enforcing functional specification

ADV_TDS.1 Basic design

Developer action elements:

ADV_ARC.1.1D The developer shall design and implement the TOE so that the security features of the TSF cannot be bypassed.

ADV_ARC.1.2D The developer shall design and implement the TSF so that it is able to protect itself from tampering by untrusted active entities.

ADV_ARC.1.3D The developer shall provide a security architecture description of the TSF.

Content and presentation of evidence elements:

ADV_ARC.1.1C The security architecture description shall be at a level of detail commensurate with the description of the SFR-enforcing abstractions described in the TOE design document.

ADV_ARC.1.2C The security architecture description shall describe the security domains maintained by the TSF consistently with the SFRs.

ADV_ARC.1.3C The security architecture description shall describe how the TSF initialisation process is secure.

ADV_ARC.1.4C The security architecture description shall demonstrate that the TSF protects itself from tampering.

ADV_ARC.1.5C The security architecture description shall demonstrate that the TSF prevents bypass of the SFR-enforcing functionality.

ADV_FSP.2 Security-enforcing functional specification

Dependencies: ADV_TDS.1 Basic design

Developer action elements:

ADV_FSP.2.1D The developer shall provide a functional specification.

ADV_FSP.2.2D The developer shall provide a tracing from the functional specification to the SFRs.

Content and presentation of evidence elements:

ADV_FSP.2.1C The functional specification shall completely represent the TSF.

ADV_FSP.2.2C The functional specification shall describe the purpose and method of use for all TSFI.

ADV_FSP.2.3C The functional specification shall identify and describe all parameters associated with each TSFI.

ADV_FSP.2.4C For each SFR-enforcing TSFI, the functional specification shall describe the SFR-enforcing actions associated with the TSFI.

ADV_FSP.2.5C For SFR-enforcing TSFIs, the functional specification shall describe direct error messages resulting from processing associated with the SFR-enforcing actions.

ADV_FSP.2.6C The tracing shall demonstrate that the SFRs trace to TSFIs in the functional specification.

	Version:	2.0
	Date:	06/03/2008
Secuware Virtual System - Security Target		

ADV_TDS.1 Basic design

Dependencies: ADV_FSP.2 Security-enforcing functional specification

Developer action elements:

ADV_TDS.1.1D The developer shall provide the design of the TOE.

ADV_TDS.1.2D The developer shall provide a mapping from the TSFI of the functional specification to the lowest level of decomposition available in the TOE design.

Content and presentation of evidence elements:

ADV_TDS.1.1C The design shall describe the structure of the TOE in terms of subsystems.

ADV_TDS.1.2C The design shall identify all subsystems of the TSF.

ADV_TDS.1.3C The design shall describe the behaviour of each SFR-supporting or SFR-non-interfering TSF subsystem in sufficient detail to determine that it is not SFR-enforcing.

ADV_TDS.1.4C The design shall summarise the SFR-enforcing behaviour of the SFR-enforcing subsystems.

ADV_TDS.1.5C The design shall provide a description of the interactions among SFR-enforcing subsystems of the TSF, and between the SFR-enforcing subsystems of the TSF and other subsystems of the TSF.

ADV_TDS.1.6C The mapping shall demonstrate that all behaviour described in the TOE design is mapped to the TSFIs that invoke it.

	Version:	2.0
	Date:	06/03/2008
Secuware Virtual System - Security Target		

AGD_OPE.1 Operational user guidance

Dependencies: ADV_FSP.2 Security-enforcing functional specification

Developer action elements:

AGD_OPE.1.1D The developer shall provide operational user guidance.

Content and presentation of evidence elements:

AGD_OPE.1.1C The operational user guidance shall describe, for each user role, the user-accessible functions and privileges that should be controlled in a secure processing environment, including appropriate warnings.

AGD_OPE.1.2C The operational user guidance shall describe, for each user role, how to use the available interfaces provided by the TOE in a secure manner.

AGD_OPE.1.3C The operational user guidance shall describe, for each user role, the available functions and interfaces, in particular all security parameters under the control of the user, indicating secure values as appropriate.

AGD_OPE.1.4C The operational user guidance shall, for each user role, clearly present each type of security-relevant event relative to the user-accessible functions that need to be performed, including changing the security characteristics of entities under the control of the TSF.

AGD_OPE.1.5C The operational user guidance shall identify all possible modes of operation of the TOE (including operation following failure or operational error), their consequences and implications for maintaining secure operation.

AGD_OPE.1.6C The operational user guidance shall, for each user role, describe the security measures to be followed in order



to fulfil the security objectives for the operational environment as described in the ST.

AGD_OPE.1.7C The operational user guidance shall be clear and reasonable.

AGD_PRE.1 Preparative procedures

Dependencies: No dependencies.

Developer action elements:

AGD_PRE.1.1D The developer shall provide the TOE including its preparative procedures.

Content and presentation of evidence elements:

AGD_PRE.1.1C The preparative procedures shall describe all the steps necessary for secure acceptance of the delivered TOE in accordance with the developer's delivery procedures.

AGD_PRE.1.2C The preparative procedures shall describe all the steps necessary for secure installation of the TOE and for the secure preparation of the operational environment in accordance with the security objectives for the operational environment as described in the ST.

ALC_CMC.2 Use of a CM system

Dependencies: ALC_CMS.1 TOE CM coverage

Developer action elements:

ALC_CMC.2.1D The developer shall provide the TOE and a reference for the TOE.

ALC_CMC.2.2D The developer shall provide the CM documentation.

ALC_CMC.2.3D The developer shall use a CM system.

	Version:	2.0
	Date:	06/03/2008
Secuware Virtual System - Security Target		

Content and presentation of evidence elements:

ALC_CMC.2.1C The TOE shall be labelled with its unique reference.

ALC_CMC.2.2C The CM documentation shall describe the method used to uniquely identify the configuration items.

ALC_CMC.2.3C The CM system shall uniquely identify all configuration items.

ALC_CMS.2 Parts of the TOE CM coverage

Dependencies: No dependencies.

Developer action elements:

ALC_CMS.2.1D The developer shall provide a configuration list for the TOE.

Content and presentation of evidence elements:

ALC_CMS.2.1C The configuration list shall include the following: the TOE itself; the evaluation evidence required by the SARs; and the parts that comprise the TOE.

ALC_CMS.2.2C The configuration list shall uniquely identify the configuration items.

ALC_CMS.2.3C For each TSF relevant configuration item, the configuration list shall indicate the developer of the item.

ALC_DEL.1 Delivery procedures

Dependencies: No dependencies.

Developer action elements:

ALC_DEL.1.1D The developer shall document procedures for delivery of the TOE or parts of it to the consumer.

ALC_DEL.1.2D The developer shall use the delivery procedures.

	Version:	2.0
	Date:	06/03/2008
Secuware Virtual System - Security Target		

Content and presentation of evidence elements:

ALC_DEL.1.1C The delivery documentation shall describe all procedures that are necessary to maintain security when distributing versions of the TOE to the consumer.

ASE_INT.1 ST introduction

Dependencies: No dependencies.

Developer action elements:

ASE_INT.1.1D The developer shall provide an ST introduction.

Content and presentation of evidence elements:

ASE_INT.1.1C The ST introduction shall contain an ST reference, a TOE reference, a TOE overview and a TOE description.

ASE_INT.1.2C The ST reference shall uniquely identify the ST.

ASE_INT.1.3C The TOE reference shall identify the TOE.

ASE_INT.1.4C The TOE overview shall summarise the usage and major security features of the TOE.

ASE_INT.1.5C The TOE overview shall identify the TOE type.

ASE_INT.1.6C The TOE overview shall identify any non-TOE hardware/software/firmware required by the TOE.

ASE_INT.1.7C The TOE description shall describe the physical scope of the TOE.

ASE_INT.1.8C The TOE description shall describe the logical scope of the TOE.

ASE_CCL.1 Conformance claims

Dependencies: ASE_INT.1 ST introduction

ASE_ECD.1 Extended components definition

ASE_REQ.2 Derived security requirements

Developer action elements:

ASE_CCL.1.1DThe developer shall provide a conformance claim.

ASE_CCL.1.2DThe developer shall provide a conformance claim rationale.

Content and presentation of evidence elements:

ASE_CCL.1.1CThe conformance claim shall contain a CC conformance claim that identifies the version of the CC to which the ST and the TOE claim conformance.

ASE_CCL.1.2CThe CC conformance claim shall describe the conformance of the ST to CC Part 2 as either CC Part 2 conformant or CC Part 2 extended.

ASE_CCL.1.3CThe CC conformance claim shall describe the conformance of the ST to CC Part 3 as either CC Part 3 conformant or CC Part 3 extended.

ASE_CCL.1.4CThe CC conformance claim shall be consistent with the extended components definition.

ASE_CCL.1.5CThe conformance claim shall identify all PPs and security requirement packages to which the ST claims conformance.

ASE_CCL.1.6CThe conformance claim shall describe any conformance of the ST to a package as either package-conformant or package-augmented.



ASE_CCL.1.7C The conformance claim rationale shall demonstrate that the TOE type is consistent with the TOE type in the PPs for which conformance is being claimed.

ASE_CCL.1.8C The conformance claim rationale shall demonstrate that the statement of the security problem definition is consistent with the statement of the security problem definition in the PPs for which conformance is being claimed.

ASE_CCL.1.9C The conformance claim rationale shall demonstrate that the statement of security objectives is consistent with the statement of security objectives in the PPs for which conformance is being claimed.

ASE_CCL.1.10C The conformance claim rationale shall demonstrate that the statement of security requirements is consistent with the statement of security requirements in the PPs for which conformance is being claimed.

ASE_SPD.1 Security problem definition

Dependencies: No dependencies.

Developer action elements:

ASE_APD.1.1D The developer shall provide a security problem definition.

Content and presentation of evidence elements:

ASE_SPD.1.1C The security problem definition shall describe the threats.

ASE_SPD.1.2C All threats shall be described in terms of a threat agent, an asset, and an adverse action.

ASE_SPD.1.3C The security problem definition shall describe the OSPs.

ASE_SPD.1.4C The security problem definition shall describe the assumptions about the operational environment of the TOE.

ASE_OBJ.2 Security objectives

Dependencies: ASE_SPD.1 Security problem definition

Developer action elements:

ASE_OBJ.2.1D The developer shall provide a statement of security objectives.

ASE_OBJ.2.2D The developer shall provide a security objectives rationale.

Content and presentation of evidence elements:

ASE_OBJ.2.1C The statement of security objectives shall describe the security objectives for the TOE and the security objectives for the operational environment.

ASE_OBJ.2.2C The security objectives rationale shall trace each security objective for the TOE back to threats countered by that security objective and OSPs enforced by that security objective.

ASE_OBJ.2.3C The security objectives rationale shall trace each security objective for the operational environment back to threats countered by that security objective, OSPs enforced by that security objective, and assumptions upheld by that security objective.

ASE_OBJ.2.4C The security objectives rationale shall demonstrate that the security objectives counter all threats.

ASE_OBJ.2.5C The security objectives rationale shall demonstrate that the security objectives enforce all OSPs.

	Version:	2.0
	Date:	06/03/2008
Secuware Virtual System - Security Target		

ASE_OBJ.2.6CThe security objectives rationale shall demonstrate that the security objectives for the operational environment uphold all assumptions.

ASE_ECD.1 Extended components definition

Dependencies: No dependencies.

Developer action elements:

ASE_ECD.1.1D The developer shall provide a statement of security requirements.

ASE_ECD.1.2D The developer shall provide an extended components definition.

Content and presentation of evidence elements:

ASE_ECD.1.1CThe statement of security requirements shall identify all extended security requirements.

ASE_ECD.1.2CThe extended components definition shall define an extended component for each extended security requirement.

ASE_ECD.1.3CThe extended components definition shall describe how each extended component is related to the existing CC components, families, and classes.

ASE_ECD.1.4CThe extended components definition shall use the existing CC components, families, classes, and methodology as a model for presentation.

ASE_ECD.1.5CThe extended components shall consist of measurable and objective elements such that conformance or nonconformance to these elements can be demonstrated.

	Version:	2.0
	Date:	06/03/2008
Secuware Virtual System - Security Target		

ASE_REQ.2 Derived security requirements

Dependencies: ASE_OBJ.2 Security objectives

ASE_ECD.1 Extended components definition

Developer action elements:

ASE_REQ.2.1D The developer shall provide a statement of security requirements.

ASE_REQ.2.2D The developer shall provide a security requirements rationale.

Content and presentation of evidence elements:

ASE_REQ.2.1C The statement of security requirements shall describe the SFRs and the SARs.

ASE_REQ.2.2C All subjects, objects, operations, security attributes, external entities and other terms that are used in the SFRs and the SARs shall be defined.

ASE_REQ.2.3C The statement of security requirements shall identify all operations on the security requirements.

ASE_REQ.2.4C All operations shall be performed correctly.

ASE_REQ.2.5C Each dependency of the security requirements shall either be satisfied, or the security requirements rationale shall justify the dependency not being satisfied.

ASE_REQ.2.6C The security requirements rationale shall trace each SFR back to the security objectives for the TOE.

ASE_REQ.2.7C The security requirements rationale shall demonstrate that the SFRs meet all security objectives for the TOE.

ASE_REQ.2.8C The security requirements rationale shall explain why the SARs were chosen.

	Version:	2.0
	Date:	06/03/2008
Secuware Virtual System - Security Target		

ASE_REQ.2.9C The statement of security requirements shall be internally consistent.

ASE_TSS.1 TOE summary specification

Dependencies: ASE_INT.1 ST introduction

ASE_REQ.2 Derived security requirements

ADV_FSP.2 Security-enforcing functional specification

Developer action elements:

ASE_TSS.1.1D The developer shall provide a TOE summary specification.

Content and presentation of evidence elements:

ASE_TSS.1.1C The TOE summary specification shall describe how the TOE meets each SFR.

ATE_COV.1 Evidence of coverage

Dependencies: ADV_FSP.2 Security-enforcing functional specification

ATE_FUN.1 Functional testing

Developer action elements:

ATE_COV.1.1D The developer shall provide evidence of the test coverage.

Content and presentation of evidence elements:

ATE_COV.1.1C The evidence of the test coverage shall show the correspondence between the tests in the test documentation and the TSFIs in the functional specification.

ATE_FUN.1 Functional testing

Dependencies: ATE_COV.1 Evidence of coverage

Developer action elements:

ATE_FUN.1.1D The developer shall test the TSF and document the results.

ATE_FUN.1.2D The developer shall provide test documentation.

Content and presentation of evidence elements:

ATE_FUN.1.1C The test documentation shall consist of test plans, expected test results and actual test results.

ATE_FUN.1.2C The test plans shall identify the tests to be performed and describe the scenarios for performing each test. These scenarios shall include any ordering dependencies on the results of other tests.

ATE_FUN.1.3C The expected test results shall show the anticipated outputs from a successful execution of the tests.

ATE_FUN.1.4C The actual test results shall be consistent with the expected test results.

ATE_IND.2 Independent testing - sample

Dependencies: ADV_FSP.2 Security-enforcing functional specification

AGD_OPE.1 Operational user guidance

AGD_PRE.1 Preparative procedures

ATE_COV.1 Evidence of coverage

ATE_FUN.1 Functional testing

Developer action elements:

ATE_IND.2.1D The developer shall provide the TOE for testing.

	Version:	2.0
	Date:	06/03/2008
Secuware Virtual System - Security Target		

Content and presentation of evidence elements:

ATE_IND.2.1C The TOE shall be suitable for testing.

ATE_IND.2.2C The developer shall provide an equivalent set of resources to those that were used in the developer's functional testing of the TSF.

AVA_VAN.2 Vulnerability analysis

Dependencies: ADV_ARC.1 Security architecture description

ADV_FSP.2 Security-enforcing functional specification

ADV_TDS.1 Basic design

AGD_OPE.1 Operational user guidance

AGD_PRE.1 Preparative procedures

Developer action elements:

AVA_VAN.2.1D The developer shall provide the TOE for testing.

Content and presentation of evidence elements:

AVA_VAN.2.1C The TOE shall be suitable for testing.

Rationale for the Security Requirements

54 The following table shows the trivial correspondence between the security objectives applicable to the TOE and the defined security functional requirements. How these security objectives are implemented by fulfilment of the functional security requirements is trivial.

Table 2 Security objectives and functional requirements

	O.DETECSVS	O.DETECTPLD	O.DENY	O.ACC
FPT_FLS.1 Failure with preservation of secure state	x		x	
FDP_SDI.2 Stored data integrity monitoring and action		x	x	
FIA_UID.1 Timing of identification				x
FIA_UAU.1 Timing of authentication				x
FDP_ACC.2 Complete access control				x


Secuware Virtual System - Security Target

	O.DETECSVS	O.DETECTPLD	O.DENY	O.ACC
FMT_MSA.1 Management of security attributes				x
FDP_ACF.1 Security attribute based access control				X

- 55 **O.DETECSVS** specifies that the TOE shall detect any attack against the integrity of the TOE, including the TSF or the user authentication data. This objective is fulfilled by **FPT_FLS.1 Failure with preservation of secure state**, through which the TSF shall preserve a secure state when unauthorized compromise of the integrity of the TSF or of the TSF data occurs.
- 56 **O.DETECTPLD** specifies that the TOE shall detect any attack against the integrity of the User Data (Payload). This objective is covered by **FDP_SDI.2 Stored data integrity monitoring and action**, through which the TSF shall monitor user data stored in containers controlled by the TSF for integrity errors of the SVS payload on all objects, based on the payload signature as defined during TOE generation, and that upon detection of a data integrity error, the TSF shall enter into failure with preservation of secure state.
- 57 **O.DENY** specifies that on the event of an integrity compromise, the TOE shall not load or make the payload available. This objective is fulfilled by two SFRs. **FPT_FLS.1 Failure with preservation of secure state** sets that the TSF shall preserve a secure state when unauthorized compromise of the integrity of the TSF or of the TSF data occurs. And **FDP_SDI.2 Stored data integrity monitoring and action**, which indicates that the TSF shall monitor user data stored in containers controlled by the TSF for integrity errors of the SVS payload on all objects, based on the payload signature as defined during TOE generation, and that upon detection of a data integrity error, the TSF shall enter into failure with preservation of secure state.



- 58 **O.ACC** specifies that the TOE shall implement an access control mechanism, so that only authorized users can launch it. This objective is covered by five SFRs. **FIA_UID.1 Timing of identification**, through which the TSF shall allow invocation of login help on behalf of the user to be performed before the user is identified, and require each user to be successfully identified before allowing any other TSF-mediated actions on behalf of that user. **FIA_UAU.1 Timing of authentication**, which sets that the TSF shall allow invocation of login help on behalf of the user to be performed before the user is authenticated, and that the TSF shall require each user to be successfully authenticated before allowing any other TSF-mediated actions on behalf of that user. **FDP_ACC.2 Complete access control**, which indicates that the TSF shall enforce the SVS access control SFP on user(s) and the TOE itself and all operations among subjects and objects covered by the SFP. It also indicates that the TSF shall ensure that all operations between any subject controlled by the TSF and any object controlled by the TSF are covered by an access control SFP. **FMT_MSA.1 Management of security attributes**, which sets that the TSF shall enforce the SVS access control SFP to avoid any user to change_default, query, modify or delete the security attributes user(s) eDNI number(s), CRC values and payload signature. **FDP_ACF.1 Security attribute based access control**, through which the TSF shall enforce the SVS access control SFP to objects based on User(s) and the corresponding eDNI number(s), the user password, the TOE itself and its identity. It also allows the TSF to enforce that only authorised user(s) can launch the payload. Finally, this SFR sets that the TSF shall explicitly deny access of any user not properly authenticated to objects.
- 59 There are three non-satisfied dependencies:
- FMT_MSA.1 depends on FMT_SMR.1
 - FMT_MSA.1 depends on FMT_SMF.1
 - FDP_ACF.1 depends on FMT_MSA.3
- 60 In all cases, the justification lies in the nature of SVS. SVS image is a secured black box with no administration or management tool/interfaces. The end user receives the configured and generated SVS image as a closed IMG file which can be sent through the network or booted from a virtualization environment. SVS configuration and generation process is out of the scope of the evaluated and certified TOE.

	Version:	2.0
	Date:	06/03/2008
Secuware Virtual System - Security Target		

61 The Security Assurance Requirements (SAR) have been selected according to an Evaluation Assurance Level 2 (EAL2). EAL2 has been selected due to market and clients demand.

	Version:	2.0
	Date:	06/03/2008
Secuware Virtual System - Security Target		

TOE Summary Specification

TOE Security Functions

- 62 Each security function description contains the security requirements to which it corresponds, explaining how it specifically satisfies each of its related requirements.

Integrity Protection

FPT_FLS.1 Failure with preservation of secure state and FDP_SDI.2 Stored data integrity monitoring and action

- 63 The TOE relies in advanced encryption and CRC checksums verification to protect its assets from unauthorised modifications. The security mechanisms that enforces integrity protection relies in the secrecy of an external user password and his/her eDNI in order to accomplish such protection. Therefore, once the user has been properly authenticated, SVS PBA can verify if the integrity of the payload and the TOE itself has been maintained by checking the CRC 32-bit values of the protected information..
- 64 If any modification of the SVS image is performed, either to the TSF or the user data (payload), the TOE will detect it due to CRC verification failure and therefore neither the SVS image will be loaded nor the payload available.

Identification and Authentication

FIA_UID.1 Timing of identification and FIA_UAU.1 Timing of authentication

- 65 TOE enforces end user identification/authentication during SVS booting process in order to restrict the access to the payload. There are three possible SVS authentication modes:
- Password only: the user will have to provide a password when loading the SVS image.
 - Single User Mode with password: the user will have to insert the authorised eDNI and provide this password when loading the SVS image.
 - Multiuser Mode with password: the user will have to insert an eDNI and provide a password when loading the SVS image.

 SECUWARE®	Version:	2.0
	Date:	06/03/2008
Secuware Virtual System - Security Target		

66 Configurations described above are security configurations evaluated and certified under Common Criteria EAL2 requirements.

Access Control

FDP_ACC.2 Complete access control and FDP_ACF.1 Security attribute based access control

67 No user can access the content (including the payload) of the SVS image if not properly authenticated.

68 The authentication mechanism (PBA) obliges the user to provide the authorised credentials, which cover the eDNI and the user password. If the eDNI-based authentication is enabled, the eDNI number is extracted by the TOE and compared to the authorised eDNI number kept in a secure manner inside the SVS image. In any case, the user must insert the password prior to payload access, increasing the security of the product.

69 The PBA is executed before the payload is decrypted and made available, protecting the TOE against any possible masquerade attack or payload confidentiality compromise.

Management

FMT_MSA.1 Management of security attributes

70 SVS is provided as an image file for direct usage, and which does not allow any configuration and administrative tasks.

71 During SVS image usage, only authorised users can access the payload.

TOE Security Assurance Measures

72 Next, the assurance measures applied for satisfying the EAL2 assurance requirements are described.

Development

73 Secuware provides SVS functional specification and basic design, giving an overall overview of the product interfaces description and modular decomposition. Security Architecture is also provided in order to understand the underlying security measures for assuring domain separation, safe initialization and start-up, and anti-tampering and non-bypassibility properties for the TOE Security Functions.

	Version:	2.0
	Date:	06/03/2008
Secuware Virtual System - Security Target		

74 The related documentation is the following:

- SVS Security Architecture (ADV_ARC.1).doc
- SVS Functional Specification (ADV_FSP.2).doc
- SVS Basic Design (ADV_TDS.1).doc

75 Assurance requirements fulfilled:

- ADV_ARC.1
- ADV_FSP.2
- ADV_TDS.1

Guidance Documents

76 Secuware documentation describes the steps necessary for a customer to achieve a secure acceptance of the SVS delivery in accordance to the delivery procedures, as well as the guideline to be followed in order to install SVS in a secure manner. User guidance and operational procedures are also included.

77 The related documentation is the following:

- SOS Operational User Guidance (AGD_OPE.1).doc
- SOS Preparative Procedures (AGD_PRE.1).doc

78 Assurance requirements fulfilled:

- AGD_OPE.1
- AGD_PRE.1

Life-Cycle support

79 SVS documentation covers how the product is managed throughout its life-cycle, uniquely identifying each release and assuring a correct configuration management. Also, secure delivery to end users and partners is also provided, assuring integrity protection against unauthorised modifications and proof of origin.

80 The related documentation is the following:

- Use of a CM System (ALC_CMC.2).doc

	Version:	2.0
	Date:	06/03/2008
Secuware Virtual System - Security Target		

- SVS Parts of the TOE CM coverage (ALC_CMS.2).doc
- Delivery Procedures (ALC_DEL.1).doc

81 Assurance requirements fulfilled:

- ALC_CMC.2
- ALC_CMS.2
- ALC_DEL.1

Tests

82 SVS documentation also describes the test plan which identifies the tests performed and the scenarios prepared for each test.

83 The related documentation is the following:

- SOS Evidence of Coverage (ATE_COV.1).doc
- SVS Functional Testing (ATE_FUN.1).doc

84 Assurance requirements fulfilled:

- ATE_COV.1
- ATE_FUN.1