

ECOSYS MA4000cifx, ECOSYS MA3500cifx,
TASKalfa MA4500ci, TASKalfa MA3500ci
Series with SSD
Security Target
Version 1.02



April 17, 2023

KYOCERA Document Solutions Inc.

- History of Revisions-

Date	Version	Detail
2020-12-01	0.80	First release
2021-08-18	0.90	Update overall
2022-03-01	1.00	Editorial update
2023-04-17	1.02	Update of TOE version

Table of Contents

1. ST Introduction	1
1.1. ST Reference.....	1
1.2. TOE Reference.....	1
1.3. TOE Overview.....	2
1.3.1. TOE Type.....	2
1.3.2. TOE Usage.....	2
1.3.3. Required Non-TOE Hardware, Software and Firmware	3
1.3.4. Major Security Features of TOE.....	3
1.4. TOE Description.....	4
1.4.1. TOE user.....	4
1.4.2. Physical Configuration of TOE.....	4
1.4.3. Logical Configuration of TOE	5
1.4.4. Functionality Excluded from the Evaluated Configuration.....	8
1.4.5. Guidance.....	8
1.4.6. Protected Assets of TOE	9
2. Conformance Claim	12
2.1. CC Conformance Claim	12
2.2. PP Claims.....	12
2.3. Package Claims.....	12
2.4. Conformance Rationale	12
3. Security Problem Definitions	13
3.1. Threats	13
3.2. Organizational Security Policies	13
3.3. Assumptions.....	13
4. Security Objectives	15
4.1. Security Objectives for the TOE	15
4.2. Security Objectives for the operational environment	15
4.3. Security Objectives rationale	16

5. Extended Components Definition	21
6. Security Requirements	22
6.1. TOE Security Functional Requirements.....	22
6.1.1. Class FCS: Cryptographic Support.....	22
6.1.2. Class FDP: User Data Protection	26
6.1.3. Class FIA: Identification and Authentication	31
6.1.4. Class FMT: Security Management	35
6.1.5. Class FTA: TOE Access	45
6.1.6. Class FTP: High Trusted Path/Channel.....	45
6.2. TOE Security Assurance Requirement.....	46
6.3. Security Functional Requirements Rationale.....	47
6.3.1. Security Functional Requirements Rationale	47
6.3.2. Dependency Relationship of the TOE Security Functional Requirements	51
6.3.3. Security Assurance Requirements Rationale.....	53
7. TOE Summary Specification	54
7.1. User Management Function	55
7.2. Data Access Control Function	56
7.3. Fax Data Flow Control Function	57
7.4. SSD Encryption Function.....	58
7.5. Security Management Function.....	58
7.6. Network Protection Function	60
7.7. Deviations From Allowed Cryptographic Standards	62
8. Acronyms and Terminology	63
8.1. Definition of terms.....	63
8.2. Definition of acronyms.....	64

List of Figures

Figure 1-1	Common usage in the offices.....	3
Figure 1-2	Physical Configuration of TOE	4
Figure 1-3	Logical Configuration of TOE	6

List of Tables

Table 1-1	Delivery method for each TOE components.....	5
Table 1-2	Guidance that comprises TOE.....	8
Table 1-3	TSF Data to be targeted by the TOE.....	10
Table 3-1	Threats	13
Table 3-2	Organizational Security Policies	13
Table 3-3	Assumptions	14
Table 4-1	Security objectives for the TOE.....	15
Table 4-2	Security objectives for the operational environment.....	16
Table 4-3	Completeness of security objectives	17
Table 4-4	Sufficiency of security objectives.....	17
Table 6-1	Key Generation	23
Table 6-2	Cryptographic Operations.....	25
Table 6-3	Cryptographic Operations.....	26
Table 6-4	The list of Subject, Object and Operations between Subject and Object	27
Table 6-5	Box Document Data Access Control SFP based on Login User Name.....	28
Table 6-6	Box Document Data Access Control SFP based on User Authorization	28
Table 6-7	The list of Subjects, Information, and Operations that triggers information flow	29
Table 6-8	Management of security attributes (Box function)	36
Table 6-9	Management of security attributes (Fax receive function)	37
Table 6-10	Operation of TSF data	39
Table 6-11	Operation of TSF data	40
Table 6-12	Management Functions.....	42
Table 6-13	Security Assurance Requirements	46
Table 6-14	Correspondence between Security Functional Requirements.....	47
Table 6-15	Dependency Relationship of the TOE Security Functional Requirements.....	51
Table 7-1	TOE security functions and security functional requirements	54
Table 7-2	Access Control Rules for Data Access Control Functions.....	57
Table 7-3	Operation of TSF Data by Device Administrators	59
Table 7-4	Operation of TSF Data by Normal Users	60
Table 7-5	Trusted channel communications provided by the TOE	61
Table 8-1	Definitions of terms used in this ST	63
Table 8-2	Definitions of acronyms used in this ST	64

1. ST Introduction

1.1. ST Reference

ST Title ECOSYS MA4000cifx, ECOSYS MA3500cifx, TASKalfa MA4500ci, TASKalfa MA3500ci Series with SSD
Security Target

ST Version 1.02

Date April 17, 2023

Author KYOCERA Document Solutions Inc.

1.2. TOE Reference

TOE Title : ECOSYS MA4000cifx, ECOSYS MA3500cifx, ECOSYS MA4000cifxG, ECOSYS MA3500cifxG, TASKalfa MA4500ci, TASKalfa MA3500ci(KYOCERA), CS MA4500ci(Copystar), P-C4067i MFP, P-C3567i MFP, 458ci, 358ci(TA Triumph-Adler/UTAX), with SSD

Remarks :

This TOE configures the following additional options to ECOSYS MA4000cifx, ECOSYS MA3500cifx, ECOSYS MA4000cifxG, ECOSYS MA3500cifxG, TASKalfa MA4500ci, TASKalfa MA3500ci, CS MA4500ci, P-C4067i MFP, P-C3567i MFP, 458ci, 358ci:

- Option SSD : HD-18

TOE Version : System Firmware : 227_S0IS.C03.002

Developer : KYOCERA Document Solutions Inc.

Applicable MFP : KYOCERA ECOSYS MA4000cifx, KYOCERA ECOSYS MA3500cifx, KYOCERA ECOSYS MA4000cifxG, KYOCERA ECOSYS MA3500cifxG, KYOCERA TASKalfa MA4500ci, KYOCERA TASKalfa MA3500ci, Copystar CS MA4500ci, TA Triumph-Adler P-C4067i MFP, TA Triumph-Adler P-C3567i MFP, TA Triumph-Adler 458ci, TA Triumph-Adler 358ci, UTAX P-C4067i MFP, UTAX P-C3567i MFP, UTAX 458ci, UTAX 358ci

This TOE is identified by a combination of the respective MFP product names as listed in the TOE

title and the System firmware version as listed in the TOE version. There are multiple MFP product names as listed above, however the MFP components are all the same. The only difference is sales destinations.

1.3. TOE Overview

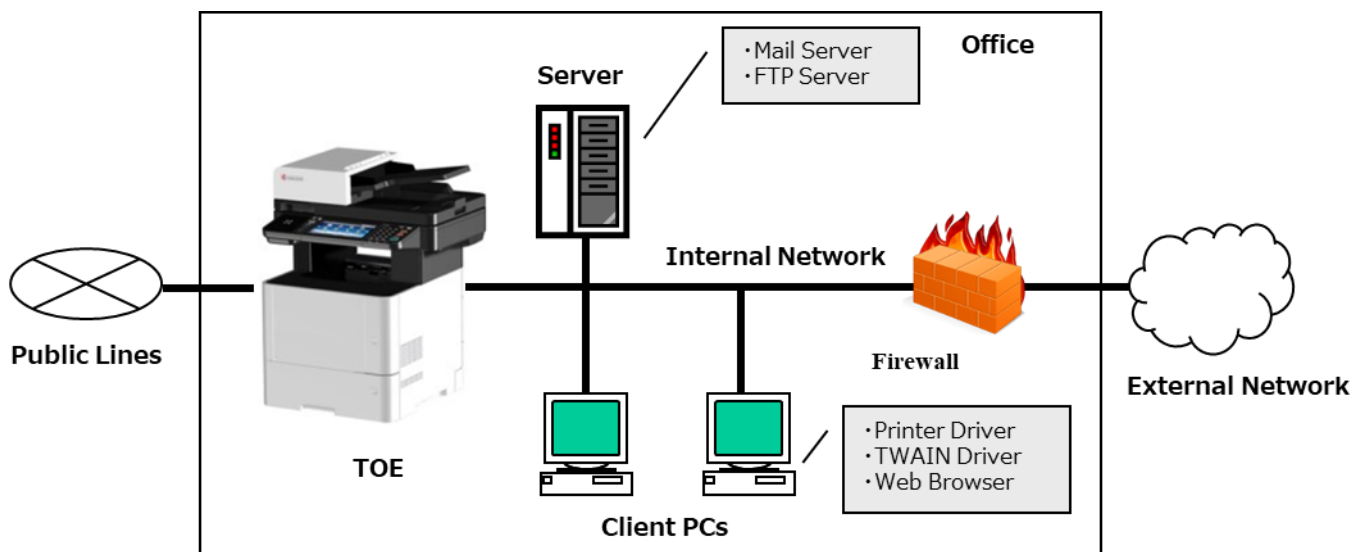
1.3.1. TOE Type

The TOE defined in this ST is a Multi-Function Printer (MFP) manufactured by KYOCERA Document Solutions Inc., namely, “ECOSYS MA4000cifx, ECOSYS MA3500cifx, ECOSYS MA4000cifxG, ECOSYS MA3500cifxG, TASKalfa MA4500ci, TASKalfa MA3500ci, CS MA4500ci, P-C4067i MFP, P-C3567i MFP, 458ci, 358ci”, each of which includes mainly Copy function, Scan function, Print function, FAX function and Box function. As for SSD, this will be available by installing the optional HD-18 on the device.

1.3.2. TOE Usage

This TOE can perform copying (duplication), printing (paper output), sending (electronization) and storing (accumulation) of various documents handled by users. The TOE is located in a common office environment and is not only used as a standalone but also connected to LAN for the use in the network environment. In the network environment, the TOE is assumed to be used by connecting to a server and a client PC on the internal network protected from unauthorized access on the external network by firewall. And, the TOE is assumed to be used by connecting to a Local Port (USB Port). In this user environment, the above-mentioned operational functions can be performed through operations on the operation panel or from the client PCs on the network and of the local connection.

Figure 1-1 shows a normal user environment.



The environment to use the common functions of the TOE is illustrated as follows.

- Internal Network :
The network environment inside the office protected from unauthorized access on the external network by firewall.
- Client PC:
It is connected to the MFP via the internal network or a Local Port (USB Port). The common functions of the MFP can be available upon receipt of a user instruction.
Client PC needs the following:
 - Printer Driver

Figure 1-1 Common usage in the offices

- Server:
It is used when sending the documents in the MFP. The following servers are needed.
 - Mail Server
 - FTP Server
- Public Line:
A public line is needed when sending and receiving the documents in the MFP by the FAX.

1.3.3. Required Non-TOE Hardware, Software and Firmware

Required Non-TOE Hardware, Software and Firmware name is as follows.

- Client PCs:
 - Printer Driver : KX Driver
 - TWAIN Driver : Kyocera TWAIN Driver
 - Web Browser : Microsoft Edge
- Mail Server : IPsec(IKEv1) should be available.
- FTP Server : IPsec(IKEv1) should be available.

1.3.4. Major Security Features of TOE

The TOE can perform copying, printing, sending scanned data, FAX (send/receive) and Box storage of various documents handled by users. To prevent alteration and leaks of these documents, the TOE has functions to identify and to authenticate users, to control access to document data stored in boxes, to encrypt document data stored on SSD, to control forwarding

the data received from public line to the internal network, and to protect the network. However, the TOE does not support audit log and self-test function.

1.4. TOE Description

1.4.1. TOE user

User roles related to the use of the TOE are defined as follows.

There are two kinds of users, Normal User and Administrator.

- Normal User
A person who uses functions provided by TOE, like Copy function, Print function, Scan to Send function, FAX function, and Box function.
- Device Administrator
A person who manage operations of TOE and registered as an Administrator. A device administrator has privilege to manage device configuration, installation and operation for the TOE correct behavior.

1.4.2. Physical Configuration of TOE

The conceptual figure of physical configuration of the TOE is shown in Figure 1-2.

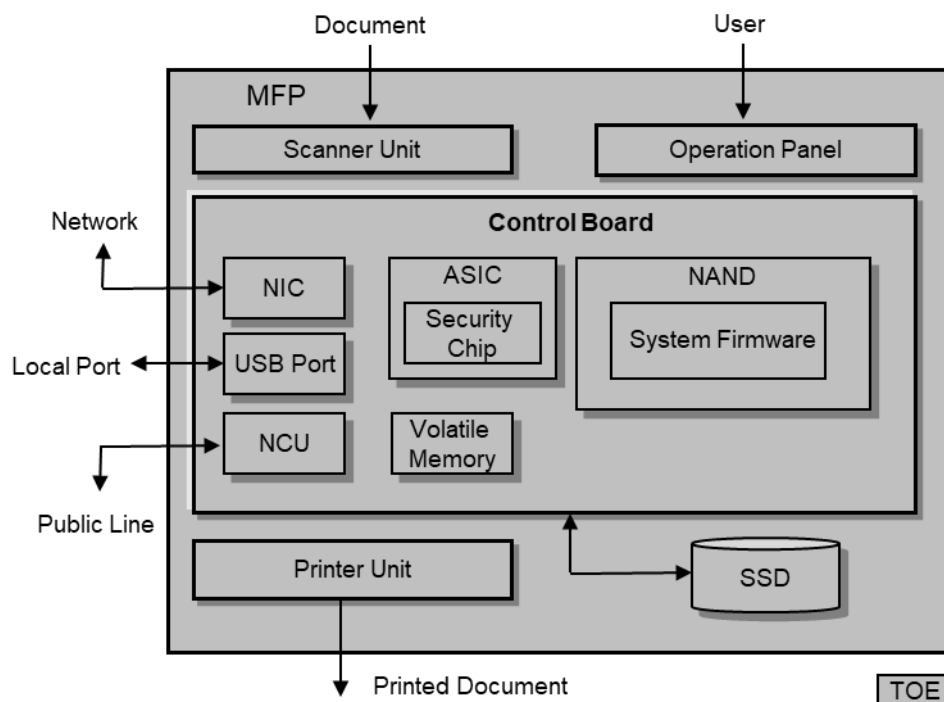


Figure 1-2 Physical Configuration of TOE

The TOE consists of an Operation Panel, a Scanner Unit, a Printer Unit, a Control Board, a SSD

hardware, and a firmware.

The Operation Panel is the hardware that displays status and results upon receipt of input by the TOE user. The Scanner Unit and the Printer Unit are the hardware that input document into MFP and output as printed material.

A Control Board is the circuit board to control entire TOE. A system firmware is installed on a NAND, which is positioned on the Control Board. The Control Board has a Network Interface (NIC), a Local Interface (USB Port), and a Public Line Interface (NCU).

ASIC that is also on the Control Board includes a Security Chip, which shares installation of some of the security functions. The Security Chip realizes security arithmetic processing for SSD encryption function(See below).

As for memory mediums, a NAND that stores system firmware and device settings, a Volatile Memory that is used as working area and a SSD to store document data are positioned on the Control Board. Any of the above memory mediums are not removable. Device setting data related to Box function is stored in the SSD.

The delivery method for each TOE components is as follows. Guidance is also a part of TOE.

Table 1-1 Delivery method for each TOE components

TOE Configuration	Form	Delivery Method	Identification Information
MFP Device	MFP Device	Courier	MFP product name and firmware version information described in TOE Reference + Mass storage device: Not installed
SSD	SSD Hardware	Courier	HD-18
Guidance	Paper document, PDF format file in DVD	Included in the box of the MFP device.	Name and version described in Table 1-2.

* Firmware is preinstalled in the MFP

1.4.3. Logical Configuration of TOE

The conceptual figure of logical configuration of the TOE is shown in Figure 1-3.

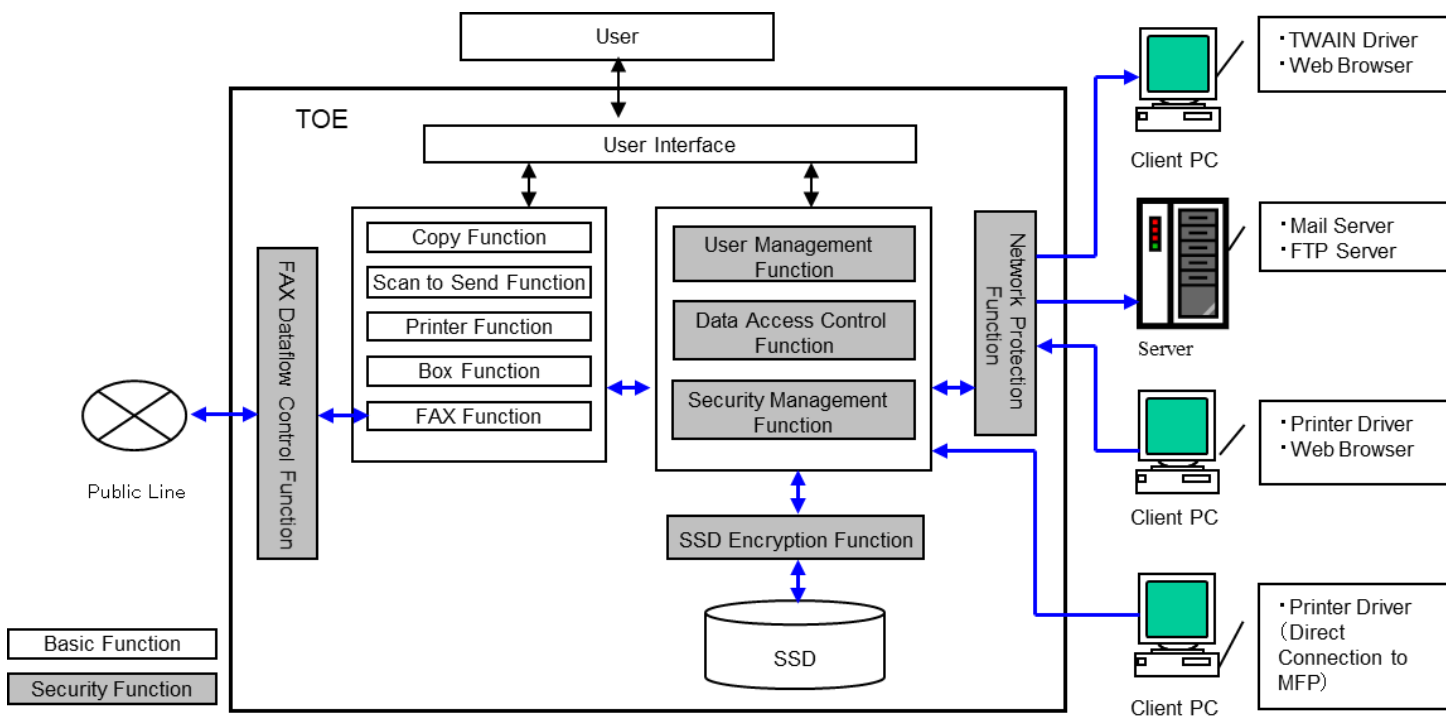


Figure 1-3 Logical Configuration of TOE

1.4.3.1. Basic Functions provided by TOE

The TOE provides the following basic functions.

- **Copy Function**
A function that reads document data from the Scanner of the TOE and outputs from the Printer Unit of the TOE by inputting or operating from the Operation Panel by normal users. (Execute a Copy job)
- **Scan to Send Function**
A function that sends document data to client PCs or servers connected via LAN by inputting or operating from the Operation Panel and the TWAIN Driver of Client PCs by general users. The following types of send functions are available. (Execute a Scan to Send job)
 - FTP send (FTP Server)
 - E-mail send (Mail Server)
 - TWAIN send (TWAIN Driver)
- **Print Function**
A function that outputs received document data from the Printer Unit of the TOE by printing instructions from Client PCs connected over LAN or a local port to MFP by normal users. The

printing instructions are given from the printer driver installed on Client PCs. The function also supports printing from a USB Memory connected to the local port. The printing instructions are given from the Operation Panel. (Execute a Print job)

- Fax Function

A function that sends and receives documents by FAX via public line. As for FAX Send, the scanned document data will be sent by FAX to outside. Whereas for FAX Reception, the received document data will be outputted from the Print Unit of the TOE, or then store in the Sub Address Box.

- Box Function

A function that stores document data in the Box, reads document data from the Box and then sends it or print it by normal users. Document data can also be moved or joined inside the box.

Inputted document data is stored in the SSD by inputting/operating by normal users from the Operation Panel or the Client PCs connected over LAN or directly connected with MFP. The document data received with FAX function also can be stored in the Box on NAND (Sub Address Box). Stored document data can be outputted from the Print Unit of the TOE or sent to a server such as a Client PC, a mail server and other faxes over public line. Stored document data can also be deleted. When inputting from Client PCs, printer driver is used, and when operating from Client PCs, web browser is used. The following types of send functions are available.

- FTP send (FTP Server)
- E-mail send (Mail Server)
- TWAIN send (TWAIN Driver)
- FAX send (Other faxes)
- USB Memory send (USB Memory)

1.4.3.2. Security Functions provided by TOE

TOE provides the following security functions.

- User Management Function

A function that identifies and authenticates users so that only authorized users can use the TOE. When using the TOE from the Operation Panel and Client PCs, a user will be required to enter his/her login user name and login user password for identification and authentication. The User Management Function includes a User Account Lockout Function, which prohibits the users access for a certain period of time if the number of identification and authentication attempts consecutively result in failure, a function, which protects feedback on input of login user password when performing identification and authentication

and a function, which automatically logouts in case no operation has been done for a certain period of time.

- **Data Access Control Function**
A function that restricts access so that only authorized users can access to Box document data stored in the TOE.

- **FAX Data Flow Control Function**
A function that controls not to forward the data received from a public line to the internal network that the TOE is connected.

- **SSD Encryption Function**
A function that encrypts information assets stored in the SSD in order to prevent leakage of data stored in the SSD inside the TOE.

- **Security Management Function**
A function that sets security functions of the TOE. This function can be used only by authorized users. This function can be utilized from an Operation Panel and a Client PC. Operations from a Client PC use a web browser.

- **Network Protection Function**
A function that protects communication paths to prevent leaking and altering of data by eavesdropping of data in transition over the internal network connected to TOE. This function verifies the propriety of the destination to connect to and protects targeted information assets by encryption, when using a Scan to Send Function, a Print Function, a Box Function and a BOX Function from a Client PC (web browser), or a Security Management Function from a Client PC (web browser). However, usage of a Print Function directly connected to a MFP is exception.

1.4.4. Functionality Excluded from the Evaluated Configuration

The following features are excluded from this evaluation:

- Maintenance Interface

1.4.5. Guidance

The guidance comprising the TOE is shown below.

Table 1-2 Guidance that comprises TOE

Name	Version
------	---------

Notice (KYOCERA, Copystar)	3V2Z55650001
Notice (TA Triumph-Adler/UTAX)	3V2Z55651001
ECOSYS MA4000cifx, ECOSYS MA4000cix, ECOSYS MA3500cifx, ECOSYS MA3500cix Setup Guide	302Z55620001
TASKalfa MA4500ci, TASKalfa MA3500ci Operation Guide	2Z7KDEN000
ECOSYS MA4000cifx, ECOSYS MA4000cix, ECOSYS MA3500cifx, ECOSYS MA3500cix Operation Guide	2Z5KDEN000
TASKalfa MA4500ci, TASKalfa MA3500ci Safety Guide	3V25621001
ECOSYS MA4000cifx, ECOSYS MA4000cix, ECOSYS MA3500cifx, ECOSYS MA3500cix Safety Guide	3V2Z55621001
TASKalfa MA4500ci, TASKalfa MA3500ci FAX Operation Guide	2Z7KDEN500
ECOSYS MA4000cifx, ECOSYS MA3500cix FAX Operation Guide	3RKKDEN303
Data Encryption/Overwrite Operation Guide	3MS2Z7KDENO
Command Center RX User Guide	CCR XKDEN25
ECOSYS MA4000cifx, ECOSYS MA3500cifx, ECOSYS MA4000cix, ECOSYS MA3500cix, ECOSYS PA4500cx, ECOSYS PA4000cx, ECOSYS PA3500cx, TASKalfa MA4500ci, TASKalfa MA3500ci, TASKalfa PA4500ci Printer Driver User Guide	02Z7CLKTEN820.202
KYOCERA Net Direct Print User Guide	DirectPrintKDEN2.2019.2

1.4.6. Protected Assets of TOE

Protected Assets of TOE are described below.

(1) Spool document data

The document data that is temporary stored on the SSD in the TOE when a Normal User uses Printer function on TOE.

(2) Box document data

The document data that is stored on the SSD in the TOE when a Normal User uses TOE basic functions such as Box function. However when a USB memory locally connected to the TOE is specified in Box function, the document data will be stored in the USB memory. This document data can be sent, printed, moved, and deleted via the operation panel and a web interface.

(3) TOE configuration data

The data shown in Table 1-3. They are set or registered by Device Administrator or Normal User to control and use TOE security functions. The information which relates to Box function, such as box owner and box permission, is stored in the SSD.

(4) Communication data on the internal network

The data flow on the internal network when a Normal User uses basic functions or when a Device Administrator changes or manages security settings of TOE via Web interface. It includes both of document data and TOE setting data.

Table 1-3 TSF Data to be targeted by the TOE

TSF Data	Explanation
Login User Name	User's identification information that is used for the User Management Function. This is registered by the device administrator and consist of within 64 one-byte characters.
Login User Password	Authentication information of users that is required for user management function. This is registered by the user and consist of within 64 one-byte characters.
Number of Retries until Locked (User Account Lockout Policy Settings)	Number of retries until user account is locked out. This information is used for the user management function.
Lockout Duration (User Account Lockout Policy Settings)	Time duration of rejection before user account is unlocked. This information is used for the user management function.
Lockout List	User list that shows users with their user names who are locked out for user management function. Release of lockout on per user account basis from the list can be instructed by a device administrator.
Auto Logout Time Setting	Time information about automatic termination of login session.
Password Policy Settings	Information that is used for setting Password Policy such as password length, complexity and validity period.
Box Owner	Setting for showing the box owner. One of registered login user name is assigned to the owner information.
Box Permission	Set enabled or disabled for sharing documents inside a box with all users. When box permission is enabled , all the users can access to the box.

Network Encryption Setting	Setting information for TLS and IPsec encryption communication, which is used for Network Protection function.
FAX Sub Address Setting	One of the settings of Sub Address Box, for storing received fax data to the Sub Address box. When FAX received data has F-code value, if the value is match to the Sub Address, the data will be stored in the corresponding Sub Address Box.

2. Conformance Claim

2.1. CC Conformance Claim

The CC conformance claim of this ST and TOE is as follows.

CC version for which this ST and TOE claim conformance:

Common Criteria for Information Technology Security Evaluation

Part1: Introduction and general model Version 3.1 Revision 5

Part2: Security functional components Version 3.1 Revision 5

Part3: Security assurance components Version 3.1 Revision 5

Conformity of ST to CC Part 2: CC part 2 conformant

Conformity of ST to CC Part 3: CC part 3 conformant

2.2. PP Claims

No PP to which this ST and TOE are conformant.

2.3. Package Claims

The ST and TOE claim the package: EAL2 augmented by ALC_FLR.2.

2.4. Conformance Rationale

There is no rationale that the ST and TOE conform to PP because no PP is claimed.

3. Security Problem Definitions

This section describes Threats, Organizational Security Policies and Assumptions.

3.1. Threats

Threats is identified shown in Table 3-1. Attacker shall have a basic ability to attack TOE.

Table 3-1 Threats

Threat	Description
T.SETTING_DATA	Malicious person may have unauthorized access to, to change, or to leak TOE setting data via the operation panel or client PCs.
T.IMAGE_DATA	Malicious person may illegally access not authorized box document data via the operation panel or Client PC and leak or alter them.
T.NETWORK	Malicious person may illegally eavesdrop or alter document data or TOE setting data on the internal network.

3.2. Organizational Security Policies

Organizational Security Policies that must be conformed by the TOE is shown in Table 3-2.

Table 3-2 Organizational Security Policies

Name	Definition
P.SSD_ENCRYPTION	TOE must encrypt document data and TOE setting data stored on SSD.
P.FAX_CONTROL	TOE must control not to forward the data received from a public line to the internal network that the TOE is connected.

3.3. Assumptions

Assumptions of the TOE is shown in Table 3-3.

Table 3-3 Assumptions

Assumption	Definition
A.ACCESS	The hardware and software that the TOE is composed of are located in a protected environment from security invasion such as illegal analysis and alteration.
A.NETWORK	The TOE is connected to the internal network that is protected from illegal access from the external network.
A.USER_EDUCATION	The TOE users are aware of the security policies and procedures of their organization, and are educated to follow those policies and procedures.
A.DADMIN_TRUST	The TOE's administrators are competent to manage devices properly as a device administrator and have a reliability not to use their privileged access rights for malicious purposes.

4. Security Objectives

This section describes Security Objectives for TOE, Security Objectives of Operational Environment and Security Objectives Rationale.

4.1. Security Objectives for the TOE

Security Objectives for the TOE is shown in Table 4-1.

Table 4-1 Security objectives for the TOE

Objective	Definition
O.SSD_ENCRYPTION	The TOE shall provide a function to encrypt document data and TOE setting data stored in SSD.
O.NETWORK_ENCRYPTION	The TOE shall provide encrypted communication function required on network protection in order to protect document data and TOE setting data on the internal network from eavesdropping or alteration.
O.FAX_CONTROL	The TOE shall provide a function to control not to forward the data received from a public line to the internal network that the TOE is connected.
O.SETTING_DATA	The TOE shall authorize access to the TOE setting data only for authenticated right users, and prevent access to the TOE setting data by unauthorized users, and prevent change or leak of TOE setting data.
O.ACCESS_CONTROL	The TOE shall provide a function to ensure that the TOE identifies and authenticates users, and controls access privilege to document data in order only authorized user can access to the document data.

4.2. Security Objectives for the operational environment

Security Objectives for the operational environment is shown in Table 4-2.

Table 4-2 Security objectives for the operational environment

Objective	Definition
OE.ACCESS	The TOE shall be placed in a secure or monitored area and Device Administrator can monitor it so that it provides protection from attacks such as unmanaged analyze and alteration to hardware and software in the TOE.
OE.NETWORK_PROTECTION	The internal network that the TOE is connected shall prevent attacks from the external network to the TOE by introducing appliance such as a firewall.
OE.USER_EDUCATION	The organization shall make the TOE users aware of the security policies and procedures of their organization, and make them educated and acquired to follow those security policies and procedures.
OE.DADMIN_TRUST	The device administrator shall be elected a trustworthy person and received enough guidance to comply security policy and operation rules in the belonged organization and to be able appropriate operation following the description in the product's guidance.

4.3. Security Objectives rationale

The relation among assumption, threat, and organizational security policy is shown in the table below. It describes that one Security Objective corresponds at least one assumption, threat, and organizational security policy.

Table 4-3 Completeness of security objectives

Security Objectives	Assumption, Threat, and Organizational security policy								
	A.ACCESS	A.NETWORK	A.USER_EDUCATION	A.DADMIN_TRUST	T.SETTING_DATA	T.IMAGE_DATA	T.NETWORK	P.SSD_ENCRYPTION	P.FAX_CONTROL
O.SSD_ENCRYPTION								✓	
O.NETWORK_ENCRYPTION							✓		
O.FAX_CONTROL									✓
O.SETTING_DATA					✓				
O.ACCESS_CONTROL						✓			
OE.ACCESS	✓								
OE.NETWORK_PROTECTION		✓							
OE.USER_EDUCATION			✓						
OE.DADMIN_TRUST				✓					

Also the Security Objectives Rationale for Assumptions, Threats, and Organizational Security Policy is shown in Table 4-4.

Table 4-4 Sufficiency of security objectives

Assumptions, Threats, and Organizational Security Policy	Security Objectives Rationale
--	-------------------------------

A.ACCESS	<p>Assumptions of A.ACCESS requires that the hardware and software that the TOE is composed of are located in a protected environment from security invasion such as illegal analysis and alteration.</p> <p>By OE.ACCESS, the TOE is placed in a secure or monitored area that it provides protection from attacks such as unmanaged analyze and alteration to hardware and software in the TOE. Therefore the methods or opportunities of attacks are restricted and A.ACCESS can be achieved.</p>
A.NETWROK	<p>Assumptions of A.NETWORK requires that the TOE is connected to the internal network that is protected from illegal access from the external network.</p> <p>By OE.NETWORK_PROTECTION, the internal network that the TOE connected to prevents attacks from the external network to the TOE by introducing appliance such as a firewall. Therefore the methods or opportunities of attacks by many and unspecified agents on the external network are restricted and A.NETWORK can be achieved.</p>
A.USER_EDUCATION	<p>Assumptions of A.USER_EDUCATION requires that the TOE users are aware of the security policies and procedures of their organization, and are educated to follow those policies and procedures.</p> <p>By OE.USER_EDUCATION, the organization makes the TOE users aware of the security policies and procedures of their organization, and make them educated and acquired to follow those security policies and procedures. Therefore A.USER_EDUCATION can be achieved.</p>

<p>A.DADMIN_TRUST</p>	<p>Assumptions of A.DADMIN_TRUST requires that the TOE’s administrators are competent to manage devices properly as a device administrator and have a reliability not to use their privileged access rights for malicious purposes.</p> <p>By OE.DADMIN_TRUST, the device administrator is elected a trustworthy person and received enough guidance to comply security policy and operation rules in the belonged organization and to be able appropriate operation following the description in the product’s guidance. Therefore A.DADMIN_TRUST can be achieved.</p>
<p>T.SETTING_DATA</p>	<p>To counter T.SETTING_DATA, it is required to prevent to have unauthorized access to, to change, or to leak TOE setting data via the operation panel or client PCs.</p> <p>By O.SETTING_DATA, this threat can be countered. By O.SETTING_DATA, the TOE authorizes access to the TOE setting data only for authenticated right users, and prevent access to the TOE setting data by unauthorized users, and prevent change or leak of TOE setting data. Therefore unauthorized access, change, or leak of TOE setting data can be prevented.</p>
<p>T.IMAGE_DATA</p>	<p>To counter T.IMAGE_DATA, it is required to prevent to have unauthorized access to, to leak, or to alter box document data via the operation panel or client PCs.</p> <p>By O.ACCESS_CONTROL, this threat can be countered.</p> <p>By O.ACCESS_CONTROL, the TOE identifies and authenticates users accessing via operation panel or client PCs, and controls access privilege to document data in order only authorized user can access to the document data. Therefore TOE can prevent unauthorized access, leak or alteration of document data.</p>

T.NETWORK	<p>To counter T.NETWORK, it is required to prevent eavesdropping or alteration on the document data and the TOE setting data on the internal network.</p> <p>By O.NETWORK_ENCRYPTION, this threat can be countered.</p> <p>By O.NETWORK_ENCRYPTION, the TOE provide encrypted communication function required on network protection. Therefore eavesdropping and alteration of the document data and the TOE setting data on the internal network can be prevented.</p>
P.SSD_ENCRYPTION	<p>P.SSD_ENCRYPTION of the security objective of the organization is supposed to encrypt the document data and the TOE setting data stored on the SSD.</p> <p>By O.SSD_ENCRYPTION, the TOE encrypts document data and TOE setting data stored in SSD. Therefore this security objective can be achieved.</p>
P.FAX_CONTROL	<p>P.FAX_CONTROL in the security objective of the organization is supposed that the data received from a public line is not forwarded to the network that the TOE is connected.</p> <p>By O.FAX_CONTROL, the TOE can provide FAX data flow control not to forward the data received from the public line to the internal network connected to the TOE. Therefore this security objective can be achieved.</p>

5. Extended Components Definition

No extended components defined.

6. Security Requirements

This section describes the TOE Security Functional Requirements.

6.1. TOE Security Functional Requirements.

6.1.1. Class FCS: Cryptographic Support

FCS_CKM.1(a) Cryptographic key generation (SSD Encryption)

Hierarchical to: No other components.

Dependencies: [FCS_CKM.2 Cryptographic key distribution, or
FCS_COP.1 Cryptographic operation]
FCS_CKM.4 Cryptographic key destruction

FCS_CKM.1.1(a) The TSF shall generate cryptographic keys in accordance with a specified cryptographic key generation algorithm [assignment: cryptographic key generation algorithm] and specified cryptographic key sizes [assignment: cryptographic key sizes] that meet the following: [assignment: list of standards].

[assignment: cryptographic key generation algorithm]

- SHA-256

[assignment: cryptographic key sizes]

- 256 bits

[assignment: list of standards]

- FIPS PUB 180-4, FIPS 197
-
-

FCS_CKM.1(b) Cryptographic key generation (TLS)

Hierarchical to: No other components.

Dependencies: [FCS_CKM.2 Cryptographic key distribution, or
FCS_COP.1 Cryptographic operation]
FCS_CKM.4 Cryptographic key destruction

FCS_CKM.1.1(b) The TSF shall generate cryptographic keys in accordance with a specified cryptographic key generation algorithm [multiple key generation algorithms]

described below] and specified cryptographic key sizes [as described below] that meet the following: [multiple standards as described below].

Table 6-1 Key Generation

Algorithm	Key sizes	Standards
RSA	2048, 4096 bits	FIPS 186-4, Appendix B
AES	128, 256 bits	FIPS 197
ChaCha20-Poly1305	256 bits	RFC8439
TLS key generation via DHE or ECDHE	AES 128, 256 bits	SP 800-135 Rev.1
TLS key generation via DHE or ECDHE	HMAC 160, 256, 384 bits	SP 800-135 Rev.1

FCS_CKM.1(c) Cryptographic key generation (IPSec)

Hierarchical to: No other components.

Dependencies: [FCS_CKM.2 Cryptographic key distribution, or
FCS_COP.1 Cryptographic operation]
FCS_CKM.4 Cryptographic key destruction

FCS_CKM.1.1(c) The TSF shall generate cryptographic keys in accordance with a specified cryptographic key generation algorithm [assignment: cryptographic key generation algorithm] implement [assignment: Diffie-Hellman Groups] that meet the following: [assignment: list of standards].

[assignment: cryptographic key generation algorithm]

- IKEv1KDF

[assignment: Diffie-Hellman Groups]

- Diffie-Hellman Group 14, 16, 17, 18, 19, 20, 21, 22, 23, 24

[assignment: list of standards]

- SP 800-135 Rev.1, RFC 2409, RFC 5114

FCS_COP.1(a) Cryptographic operation (SSD Encryption)

Hierarchical to: No other components.

Dependencies: [FDP_ITC.1 Import of user data without security attributes, or
FDP_ITC.2 Import of user data with security attributes, or
FCS_CKM.1 Cryptographic key generation]
FCS_CKM.4 Cryptographic key destruction

FCS_COP.1.1(a) The TSF shall perform [assignment: list of cryptographic operations] in accordance with a specified cryptographic algorithm [assignment: cryptographic algorithm] and cryptographic key sizes [assignment: cryptographic key sizes] that meet the following: [assignment: list of standards].

[assignment: list of cryptographic operations]

- Encryption of document data when writing into the SSD
- Encryption of information about the Box that is written in to the SSD, like box owner and box permission setting
- Decryption of document data when reading out from the SSD
- Encryption of information about the Box that is read out from the SSD, like box owner and box permission setting

[assignment: cryptographic algorithm]

- AES(CBC mode)

[assignment: cryptographic key sizes]

- 256 bits

[assignment: list of standards]

- FIPS PUB 197

FCS_COP.1(b) Cryptographic operation (TLS)

Hierarchical to: No other components.

Dependencies: [FDP_ITC.1 Import of user data without security attributes, or
FDP_ITC.2 Import of user data with security attributes, or
FCS_CKM.1 Cryptographic key generation]

FCS_CKM.4 Cryptographic key destruction

FCS_COP.1.1(b) The TSF shall perform [the operations listed in the table below] in accordance with a specified cryptographic algorithm [multiple algorithms described below] and cryptographic key sizes [as described below] that meet the following: [multiple standards as described below].

Table 6-2 Cryptographic Operations

Operations	Algorithm	Key/Hash Size in Bits	Standards
Encryption, decryption	AES (CBC mode)	128, 256 bits	FIPS 197
	AES (GCM mode)		SP800-38A SP800-38D
	ChaCha20-Poly1305	256 bits	RFC8439
Cryptographic Signature Services	RSA Digital Signature Algorithm (RSASSA-PKCS1-v1_5)	2048 bits	PKCS #1 v2.2 FIPS 186-4
Hashing	SHA-1	160 bits	FIPS 180-4
	SHA-256, SHA-384	256, 384 bits	FIPS 180-4
Keyed Hash Message Authentication Code	HMAC-SHA-1	160 bits	RFC 2104
	HMAC-SHA-256, HMAC-SHA-384	256, 384 bits	

FCS_COP.1(c) Cryptographic operation (IPSec)

Hierarchical to: No other components.

Dependencies: [FDP_ITC.1 Import of user data without security attributes, or FDP_ITC.2 Import of user data with security attributes, or FCS_CKM.1 Cryptographic key generation]
FCS_CKM.4 Cryptographic key destruction

FCS_COP.1.1(c) The TSF shall perform [the operations listed in the table below] in accordance with a specified cryptographic algorithm [multiple algorithms described below] and cryptographic key sizes [as described below] that meet the following: [multiple standards as described below].

Table 6-3 Cryptographic Operations

Operations	Algorithm	Key/Hash Size in Bits	Standards
ISAKMP authentication	Pre-shared key	-	RFC 2409 SP800-77 Rev.1
Hashing	SHA-256, SHA-384, SHA-512	256, 384, 512 bits	FIPS 180-4
Data authentication	HMAC-SHA256-128	256 bits	RFC 2104
	HMAC-SHA384-192	384 bits	RFC 4868
	HMAC-SHA512-256	512 bits	
Encryption, decryption	3DES(CBC mode)	168 bits	FIPS 46-3 SP 800-67 Rev.2
	AES (CBC mode)	128, 192, 256 bits	FIPS 197 SP800-38A

6.1.2. Class FDP: User Data Protection

FDP_ACC.1 Subset access control

Hierarchical to: No other components.

Dependencies: FDP_ACF.1 Security attribute based access control

FDP_ACC.1.1 The TSF shall enforce the [assignment: Access Control SFP] on [assignment: List of subjects, objects, and operations among subjects and objects covered in SFP].

[assignment: the list of subjects, objects, and operations among subjects and objects covered in SFP]

- The list of subjects, objects, and operations among subjects and objects shown in Table 6-4.

[assignment: Access Control SFP]

- Box Document Data Access Control SFP

Table 6-4 The list of Subject, Object and Operations between Subject and Object

Subject	Object	Operation(s)
Task to be executed on behalf of user	Box document data	Read and delete of box document data

FDP_ACF.1 Security attribute based access control

Hierarchical to: No other components.

Dependencies: FDP_ACC.1 Subset access control

FMT_MSA.3 Static attribute initialisation

FDP_ACF.1.1 The TSF shall enforce the [assignment: Access Control SFP] to objects based on the following: [assignment: the list of users as subjects and objects controlled under the indicated SFP and for each the SFP related security attribute or the named group of SFP related security attribute].

[assignment: the list of users as subjects and objects controlled under the indicated SFP and for each the SFP related security attribute or the named group of SFP related security attribute]

- The list of Box Document Data Access Control SFP as listed in Table 6-5.

[assignment: Access Control SFP]

- Box Document Data Access Control SFP

FDP_ACF.1.2 The TSF shall enforce the following rules to determine if an operation among controlled subjects and controlled objects is allowed: [assignment: rules of access control used to the operations for controlled object among controlled subjects and controlled objects].

[assignment: rules of access control used to the operations for controlled object among controlled subjects and controlled objects]

- Access control rules of Box Document Data Access Control SFP that is based on login user name as listed in Table 6-5.

Table 6-5 Box Document Data Access Control SFP based on Login User Name

Object (Security attribute)	Operation(s)	Subject (Security attribute)	Access control rule
Box document data (Box Owner, Box Permission)	Read, Delete	Task to be executed on behalf of user (Login user name)	(1) When the "Login User Name" matches the Box's "Box Owner" in which the box document data is stored, the operation is permitted. (2) When the Box's "Box Permission" is enabled, in which the box data is stored, the operation is permitted for a normal user.

FDP_ACF.1.3 The TSF shall explicitly authorise access of subjects to objects based on the following additional rules: *[assignment: rules, based on security attributes, that explicitly authorise access of subjects to objects]*.

[assignment: rules, based on security attributes, that explicitly authorise access of subjects to objects]

- Access control rules of Box Document Data Access Control SFP that is based on user authorization as listed in Table 6-6

Table 6-6 Box Document Data Access Control SFP based on User Authorization

Object (Security attribute)	Operation(s)	Subject (Security attribute)	Access control rule
Box document data (Box Owner, Box Permission)	Read, Delete	Task to be executed on behalf of user (User Authorization)	Device administrator authorization is permitted to operate box regardless of the values of "Box owner" and "Box permission".

FDP_ACF.1.4 The TSF shall explicitly deny access of subjects to objects based on the *[assignment: rules, based on security attributes, that explicitly deny access of subjects to objects]*.

[assignment: rules, based on security attributes, that explicitly deny access of subjects to objects]

- None

FDP_IFC.1 Subset information flow control

Hierarchical to: No other components.

Dependencies: FDP_IFF.1 Simple Security attributes

FDP_IFC.1.1 The TSF shall enforce [assignment: information flow control SFP] for [assignment: controlled Subjects used by SFP, or the list of Subjects, Information, and Operations that trigger information flow controlled by the Subject].

[assignment: controlled Subjects used by SFP, or the list of Subjects, Information, and Operations that trigger information flow controlled by the Subject]

- The list of Subjects Information, and Operations as listed in Table 6-7

Table 6-7 The list of Subjects, Information, and Operations that triggers information flow

Subject (Security attribute)	Information	Operation	Access control rule
A receiving task from public line (FAX Sub Address setting in the Sub Address Box.)	Received data from public line (with F-Code)	Forwarding	To forward (Operation) data (Information) received from public line by receiving task (Subject) according with Fax Sub Address setting (Security attributes).

[assignment: information flow control SFP]

- Fax information flow control SFP

FDP_ IFF.1 Simple Security attributes

Hierarchical to: No other components.

Dependencies: FDP_ IFC.1 Subset information flow control
FMT_ MSA.3 Static attribute initialisation

FDP_ IFF.1.1 The TSF shall enforce the *[assignment: information flow control SFP]* based on the following types of subjects and information security attributes: *[assignment: the list of subjects and information controlled under the indicated SFP, and for each, the correspond security attribute]*.

[assignment: information flow control SFP]

- Fax information flow control SFP

[assignment: the list of subjects and information controlled under the indicated SFP, and for each, the correspond security attribute]

- Subjects and information and for each, the correspond security attribute as listed in Table 6-7

FDP_ IFF.1.2 The TSF shall authorize information flow among controlled subjects and controlled information through controlled operations when the rules below maintained: *[assignment: relation, based on security attributes, that must be maintained among subjects and information security attributes for each operations]*.

[assignment: relation, based on security attributes, that must be maintained among subjects and information security attributes for each operations]

- In the case the F-Code is given with the data as a rule of data flow control that controls Operation between Subject and the data described in the Table 6-7, if the F-Code is matched to the Subject's specific Sub Address setting, the data would be stored in the corresponding Sub Address box. If the F-code is unmatched to any specific Sub Address settings or the F-Code is not given with the data, output from print part would be allowed.

FDP_ IFF.1.3 The TSF shall enforce *[assignment: rules of additional information flow control SFP]*.

[assignment: rules of additional information flow control SFP]

- If a forwarding error occurred, output by printing is allowed.

FDP_ IFF.1.4 The TSF shall explicitly authenticate information flow based on the [assignment: *rules, based on security attributes, that explicitly authorize information flow*].

[assignment: *rules, based on security attributes, that explicitly authorize information flow*]

- None

FDP_ IFF.1.5 The TSF shall explicitly deny information flow based on the [assignment: *rules, based on security attributes, that explicitly deny information flow*].

[assignment: *rules, based on security attributes, that explicitly deny information flow*]

- None

6.1.3. Class FIA: Identification and Authentication

FIA_AFL.1 Authentication failure handling

Hierarchical to: No other components.

Dependencies: FIA_UAU.1 Timing of authentication

FIA_AFL.1.1 The TSF shall detect when [selection: *[assignment: positive integer number], an administrator configurable positive integer within [assignment: range of acceptable values]*] unsuccessful authentication attempts occur related to [assignment: *list of authentication events*].

[selection: *[assignment: positive integer number], an administrator configurable positive integer within [assignment: range of acceptable values]*]

- an administrator configurable positive integer within [assignment: range of acceptable values]

[assignment: range of acceptable values]

- 1 to 10

[assignment: *list of authentication events*]

- Consecutive unsuccessful authentication attempts since the last successful authentication occur related to login user name designated by login from an operational panel.
- Consecutive unsuccessful authentication attempts since the last successful authentication occur related to login user name designated by login from a client PC.

FIA_AFL.1.2 When the defined number of unsuccessful authentication attempts has been [selection: *met, surpassed*], the TSF shall [assignment: *list of actions*].

[selection: *met, surpassed*]

- met

[assignment: *list of actions*]

- Login from the account is locked out between 1 and 60 minutes and until the time designated by a device administrator that elapse, or until a device administrator releases lock status.

FIA_ATD.1 User attribute definition

Hierarchical to: No other components.

Dependencies: No dependencies.

FIA_ATD.1.1 The TSF shall maintain the following list of security attributes belonging to individual users: [assignment: *list of security attributes*].

[assignment: *list of security attributes*]

- Login User Name, User Authorization

FIA_SOS.1 Verification of secrets

Hierarchical to: No other components.

Dependencies: No dependencies.

FIA_SOS.1.1 The TSF shall provide a mechanism to verify that secrets meet [assignment: *a defined quality metric*].

[assignment: *a defined quality metric*]

- Password Length : At least 8 characters
- Character Type : Alphanumeric or special characters

FIA_UAU.1 Timing of authentication

Hierarchical to: No other components.

Dependencies: FIA_UID.1 Timing of identification

FIA_UAU.1.1 The TSF shall allow [assignment: *list of TSF-mediated actions that do not conflict with access-controlled Functions of the TOE*] on behalf of the user to be performed before the user is authenticated.

[assignment: *list of TSF-mediated actions that do not conflict with access-controlled Functions of the TOE*]

- Obtain a device status
- Display a list of job information
- Display counter information
- Receive FAX data

FIA_UAU.1.2 The TSF shall require each user to be successfully authenticated before allowing any other TSF-mediated actions on behalf of that user.

FIA_UAU.7 Protected authentication feedback

Hierarchical to: No other components.

Dependencies: FIA_UAU.1 Timing of authentication

FIA_UAU.7.1 The TSF shall provide only [assignment: *list of feedback*] to the user while the authentication is in progress.

[assignment: *list of feedback*]

- dummy characters (* : asterisk)

FIA_UID.1 Timing of identification

Hierarchical to: No other components.

Dependencies: No dependencies.

FIA_UID.1.1 The TSF shall allow [assignment: *list of TSF-mediated actions that do not conflict with access-controlled Functions of the TOE*] on behalf of the user to be performed before the user is identified.

[assignment: *list of TSF-mediated actions that do not conflict with access-controlled Functions of the TOE*]

- Obtain a device status
- Display a list of job information
- Display counter information
- Receive FAX data

FIA_UID.1.2 The TSF shall require each user to be successfully identified before allowing any other TSF-mediated actions on behalf of that user.

FIA_USB.1 User-subject binding

Hierarchical to: No other components.

Dependencies: FIA_ATD.1 User attribute definition

FIA_USB.1.1 The TSF shall associate the following user security attributes with subjects acting on the behalf of that user: [assignment: *list of user security attributes*].

[assignment: *list of user security attributes*]

- Login User Name, User Authorization

FIA_USB.1.2 The TSF shall enforce the following rules on the initial association of user security attributes with subjects acting on the behalf of users: [assignment: *rules for the initial association of attributes*].

[assignment: *rules for the initial association of attributes*]

- None
-

FIA_USB.1.3 The TSF shall enforce the following rules governing changes to the user security attributes associated with subjects acting on the behalf of users: [assignment: *rules for the changing of attributes*].

[assignment: *rules for the changing of attributes*]

- None

6.1.4. Class FMT: Security Management

FMT_MSA.1 (a)	Management of security attributes
---------------	-----------------------------------

Hierarchical to: No other components.

Dependencies: [FDP_ACC.1 Subset access control, or
FDP_IFC.1 Subset information flow control]
FMT_SMR.1 Security roles
FMT_SMF.1 Specification of Management Functions

FMT_MSA.1.1 (a) The TSF shall enforce [assignment: *access control SFP(s), information flow control SFP(s)*] to restrict the ability to [selection: *change_default, query, modify, delete, [assignment: other operations]*] the security attributes [assignment: *list of security attributes*] to [assignment: *the authorised identified roles*].

[assignment: *access control SFP(s), information flow control SFP(s)*]

- User Data Access Control SFP

[selection: *change_default, query, modify, delete, [assignment: other operations]*]

- [assignment: *other operations*]

[assignment: *other operations*]

- Operation(s) as listed in Table 6-8

[assignment: *list of security attributes*]

- Security Attributes as listed in Table 6-8

[assignment: *the authorised identified roles*]

- Role as listed in Table 6-8

Table 6-8 Management of security attributes (Box function)

Security Attributes	Operation(s)	Role
Box Owner	modify	Device Administrator
Box Permission	modify	Device Administrator
		Normal User that matches a Box Owner.

FMT_MSA.3 (a) Static attribute initialisation

Hierarchical to: No other components.

Dependencies: FMT_MSA.1 Management of security attributes
FMT_SMR.1 Security roles

FMT_MSA.3.1 (a) The TSF shall enforce [assignment: *access control SFP, information flow control SFP*] to provide [selection, choose one of: *restrictive, permissive, [assignment: other property]*] default values for security attributes that are used to enforce the SFP.

[assignment: *access control SFP, information flow control SFP*]

- User Data Access Control SFP

[selection, choose one of: *restrictive, permissive, [assignment: other property]*]

- restrictive

FMT_MSA.3.2 (a) The TSF shall allow the [assignment: *the authorized identified roles*] to specify alternative initial values to override the default values when an object or information is created.

[assignment: *the authorized identified roles*]

- nobody

FMT_MSA.1 (b) Management of security attributes

Hierarchical to: No other components.

Dependencies: [FDP_ACC.1 Subset access control], or

FDP_IFC.1 Subset information flow control]

FMT_SMR.1 Security roles

FMT_SMF.1 Specification of Management Functions

FMT_MSA.1.1 (b) The TSF shall enforce [assignment: *access control SFP(s), information flow control SFP(s)*] to restrict the ability to [selection: *change_default, query, modify, delete, [assignment: other operations]*] the security attributes [assignment: *list of security attributes*] to [assignment: *the authorised identified roles*].

[assignment: *access control SFP(s), information flow control SFP(s)*]

- Fax information flow control SFP

[selection: *change_default, query, modify, delete, [assignment: other operations]*]

- [assignment: *other operations*]

[assignment: *other operations*]

- Operation(s) as listed in Table 6-9

[assignment: *list of security attributes*]

- Security Attributes as listed in Table 6-9

[assignment: *the authorised identified roles*]

- Role as listed in Table 6-9

Table 6-9 Management of security attributes (Fax receive function)

Security Attributes	Operation(s)	Role
Fax Sub Address setting (FAX Sub Address setting in the Sub Address Box.)	modify	Device Administrator
		Normal User that matches the Sub Address Box Owner.

FMT_MSA.3 (b) Static attribute initialisation

Hierarchical to: No other components.

Dependencies: FMT_MSA.1 Management of security attributes
FMT_SMR.1 Security roles

FMT_MSA.3.1 (b) The TSF shall enforce [assignment: *access control SFP, information flow control SFP*] to provide [selection, choose one of: *restrictive, permissive, [assignment: other property]*] default values for security attributes that are used to enforce the SFP.

[assignment: *access control SFP, information flow control SFP*]

- Fax information flow control SFP

[selection, choose one of: *restrictive, permissive, [assignment: other property]*]

- permissive

FMT_MSA.3.2 (b) The TSF shall allow the [assignment: *the authorized identified roles*] to specify alternative initial values to override the default values when an object or information is created.

[assignment: *the authorized identified roles*]

- Nobody

FMT_MTD.1 (a)	Management of TSF data
----------------------	-------------------------------

Hierarchical to: No other components.

Dependencies: FMT_SMR.1 Security roles.

FMT_SMF.1 Specification of Management Functions

FMT_MTD.1.1 (a) The TSF shall restrict the ability to [selection: *change_default, query, modify, delete, clear, [assignment: other operations]*] the [assignment: *list of TSF data*] to [assignment: *the authorized identified roles*].

[selection: *change_default, query, modify, delete, clear, [assignment: other operations]*]

- Other operations

[assignment: other operations]

- Operation as listed in Table 6-10

[assignment: *list of TSF data*]

- TSF data as listed in Table 6-10

[assignment: *the authorized identified roles*]

- Roles as listed in Table 6-10

Table 6-10 Operation of TSF data

TSF data	Roles	Operation
Login User Name	Device Administrator	modify, delete, [assignment: other operations] [assignment: other operations] ● Create
Login User Password	Device Administrator	modify, delete, [assignment: other operations] [assignment: other operations] ● Create
User Authorization	Device Administrator	modify, delete, [assignment: other operations] [assignment: other operations] ● Create
Number of Retries until locked (User Account Lockout Policy Settings)	Device Administrator	modify
Lockout Duration (User Account Lockout Policy Settings)	Device Administrator	modify
Lockout List	Device Administrator	modify
Auto Logout Time Setting	Device Administrator	modify
Password Policy Settings	Device Administrator	modify
Network Encryption Setting	Device Administrator	modify

FMT_MTD.1 (b)

Management of TSF data

Hierarchical to: No other components.

Dependencies: FMT_SMR.1 Security roles.

FMT_SMF.1 Specification of Management Functions

FMT_MTD.1.1 (b) The TSF shall restrict the ability to [selection: *change_default, query, modify, delete, clear, [assignment: other operations]*] the [assignment: *list of TSF data*] to [assignment: *the authorized identified roles*].

[selection: *change_default, query, modify, delete, clear, [assignment: other operations]*]

- Other operations

[assignment: *other operations*]

- Operation as listed in Table 6-11

[assignment: *list of TSF data*]

- TSF data as listed in Table 6-11

[assignment: *the authorized identified roles*]

- Role as listed in Table 6-11

Table 6-11 Operation of TSF data

TSF data	Roles	Operation
Login User Password associated with Normal User	Normal User	modify

FMT_SMF.1 Specification of Management Functions

Hierarchical to: No other components.

Dependencies: No dependencies.

FMT_SMF.1.1 The TSF shall be capable of performing the following management functions: [assignment: *list of management functions to be provided by the TSF*].

[assignment: *list of management functions to be provided by the TSF*]

- Functions that manage security attributes (i.e. Box Owner and Box Permission) related to a Box function, security attributes of Fax Data Flow Control function(Fax Sub Address setting).
- Functions that manage TSF Data (i.e. Login User Name, Login User Password, User Authorization, Number of Retries until Locked, Lockout Duration, Auto

Logout Time Setting, Password Policy Settings, and Network encryption
Setting(TLS, IPsec setting)).

Table 6-12 Management Functions

Function Requirement	Management Functions	Management Items defined by CC
FCS_CKM.1(a)	-	There are no management activities foreseen.
FCS_CKM.1(b)	-	There are no management activities foreseen.
FCS_CKM.1(c)	-	There are no management activities foreseen.
FCS_COP.1(a)	-	There are no management activities foreseen.
FCS_COP.1(b)	-	There are no management activities foreseen.
FCS_COP.1(c)	-	There are no management activities foreseen.
FDP_ACC.1	-	There are no management activities foreseen.
FDP_ACF.1	None (Attributes used to make explicit access or denial based decisions is fixed as Device Administrator, and this is not needed to be managed.)	Managing the attributes used to make explicit access or denial based decisions.
FDP_IFC.1	-	None
FDP_IFF.1	None (There is no attributes used to make explicit access based decisions, and this is not needed to be managed.)	Managing the attributes used to make explicit access based decisions.
FIA_AFL.1	Management of unsuccessful authentication attempts.	a) management of the threshold for unsuccessful authentication attempts; management of actions to be taken in the event of an authentication failure.
FIA_ATD.1	None	if so indicated in the assignment, the

	(There are no additional security attributes and there are no additional security attributes to be managed.)	authorised administrator might be able to define additional security attributes for users.
FIA_SOS.1	Management of Login User Password Policy	the management of the metric used to verify the secrets.
FIA_UAU.1	Management of login user password by Device Administrator. Management of Normal User (him/her) login user password by Normal User.	<ul style="list-style-type: none"> a) management of the authentication data by an administrator; b) management of the authentication data by the associated user; a) managing the list of actions that can be taken before the user is authenticated.
FIA_UAU.7	-	There are no management activities foreseen.
FIA_UID.1	Management of the user identities	<ul style="list-style-type: none"> a) Management of the user identities
FIA_USB.1	None (Subject security attributes are fixed and are not managed.)	<ul style="list-style-type: none"> a) an authorised administrator can define default subject security attributes. b) an authorised administrator can change subject security attributes.
FMT_MSA.1(a)	None (The role group is fixed as Device Administrator and is not managed.)	<ul style="list-style-type: none"> a) managing the group of roles that can interact with the security attributes; a) management of rules by which security attributes inherit specified values.
FMT_MSA.3(a)	None (The role group is fixed as Device Administrator and is not managed.)	<ul style="list-style-type: none"> a) managing the group of roles that can specify initial values; b) managing the permissive or restrictive setting of default values for a given access control SFP; a) management of rules by which security attributes inherit specified values.
FMT_MSA.1(b)	None	<ul style="list-style-type: none"> a) managing the group of roles that can

	(The role group is fixed as Device Administrator and is not managed.)	interact with the security attributes; c) management of rules by which security attributes inherit specified values.
FMT_MSA.3(b)	None (The role group is fixed as Device Administrator and is not managed.)	a) managing the group of roles that can specify initial values; b) managing the permissive or restrictive setting of default values for a given access control SFP; management of rules by which security attributes inherit specified values.
FMT_MTD.1(a)	None (The role group is fixed as Device Administrator and is not managed.)	managing the group of roles that can interact with the TSF data.
FMT_MTD.1(b)	None (The role group is fixed as Device Administrator and is not managed.)	b) managing the group of roles that can interact with the TSF data.
FMT_SMF.1	-	b) There are no management activities foreseen.
FMT_SMR.1	Manage the group of users that are user authorization.	c) a) managing the group of users that are part of a role.
FTA_SSL.3	Management of auto-logout time.	a) specification of the time of user inactivity after which termination of the interactive session occurs for an individual user; a) specification of the default time of user inactivity after which termination of the interactive session occurs.
FTP_ITC.1	Management of data protection on the internal network. (Network encryption settings(TLS, IPsec setting))	a) Configuring the actions that require trusted channel, if supported.

FMT_SMR.1 Security roles

Hierarchical to: No other components.

Dependencies: FIA_UID.1 Timing of identification

FMT_SMR.1.1 The TSF shall maintain [assignment: *the authorised identified roles*].

[assignment: *the authorised identified roles*]

- Device Administrator
- Normal User

FMT_SMR.1.2 The TSF shall be able to associate users with roles.

6.1.5. Class FTA: TOE Access

FTA_SSL.3 TSF-initiated termination

Hierarchical to: No other components.

Dependencies: No dependencies.

FTA_SSL.3.1 The TSF shall terminate an interactive session after a [assignment: *time interval of user inactivity*].

[assignment: *time interval of user inactivity*]

- Operation Panel : No operation after time set by a device administrator elapsed (between 5 seconds and 495 seconds)
- Web browser : No operation after 10 minutes elapsed.

*There are no interactive session exists with the exception of an operation panel and a web browser.

6.1.6. Class FTP: High Trusted Path/Channel

FTP_ITC.1 Inter-TSF trusted channel

Hierarchical to: No other components.

Dependencies: No dependencies.

FTP_ITC.1.1 The TSF shall provide a communication channel between itself and another trusted IT product that is logically distinct from other communication channels and provides assured identification of its end points and protection of the communicated data from modification or disclosure.

FTP_ITC.1.2 The TSF shall permit [selection: the TSF, another trusted IT product] to initiate communication via the trusted channel.

[selection: the TSF, another trusted IT product]

- TSF
- another trusted IT product

FTP_ITC.1.3 The TSF shall initiate communication via the trusted channel for [assignment: the list of functions that require trusted channel].

[assignment: the list of functions that require trusted channel]

- Scan to Send function
- Print function
- The function to forward data received by FAX function to the internal network that TOE is connected.
- Box to Send function
- Box operation by client PCs (via Web browser)
- Security management function operated by client PCs (via Web browser), except printer function use in local connection.

6.2. TOE Security Assurance Requirement

Security assurance requirements are described in **Table 6-13 Security Assurance Requirements**. The evaluation assurance level of this TOE is EAL2. The security assurance component, ALC_FLR.2 is added to the assurance components as shown in the Table 6-13.

Table 6-13 Security Assurance Requirements

Assurance Class	Assurance Components
ADV: Development	ADV_ARC.1 Security architecture description

Assurance Class	Assurance Components
	ADV_FSP.2 Security-enforcing functional specification
	ADV_TDS.1 Basic design
AGD: Guidance documents	AGD_OPE.1 Operational user guidance
	AGD_PRE.1 Preparative procedures
ALC: Life-cycle support	ALC_CMC.2 Use of a CM system
	ALC_CMS.2 Parts of the TOE CM coverage
	ALC_DEL.1 Delivery procedures
	ALC_FLR.2 Flaw reporting procedures (augmentation of EAL2)
ASE: Security Target evaluation	ASE_CCL.1 Conformance claims
	ASE_ECD.1 Extended components definition
	ASE_INT.1 ST introduction
	ASE_OBJ.2 Security objectives
	ASE_REQ.2 Derived security requirements
	ASE_SPD.1 Security problem definition
	ASE_TSS.1 TOE summary specification
ATE: Tests	ATE_COV.1 Evidence of coverage
	ATE_FUN.1 Functional testing
	ATE_IND.2 Independent testing - sample
AVA: Vulnerability assessment	AVA_VAN.2 Vulnerability analysis

6.3. Security Functional Requirements Rationale

6.3.1. Security Functional Requirements Rationale

Table 6-14 shows the TOE security functional requirements and the corresponding security objectives.

Table 6-14 Correspondence between Security Functional Requirements

Security Functional Requirements	Security Objectives
----------------------------------	---------------------

	O.SSD_ENCRYPTION	O.NETWORK_ENCRYPTION	O.FAX_CONTROL	O.SETTING_DATA	O.ACCESS_CONTROL
FCS_CKM.1(a)	✓				
FCS_CKM.1(b)		✓			
FCS_CKM.1(c)		✓			
FCS_COP.1(a)	✓				
FCS_COP.1(b)		✓			
FCS_COP.1(c)		✓			
FDP_ACC.1					✓
FDP_ACF.1					✓
FDP_IFC.1			✓		
FDP_IFF.1			✓		
FIA_AFL.1				✓	✓
FIA_ATD.1					✓
FIA_SOS.1				✓	✓
FIA_UAU.1				✓	✓
FIA_UAU.7				✓	✓
FIA_UID.1				✓	✓
FIA_USB.1					✓
FMT_MSA.1(a)					✓
FMT_MSA.3(a)					✓
FMT_MSA.1(b)			✓		
FMT_MSA.3(b)			✓		
FMT_MTD.1(a)				✓	
FMT_MTD.1(b)				✓	
FMT_SMF.1			✓	✓	✓
FMT_SMR.1			✓	✓	✓
FTA_SSL.3				✓	✓
FTP_ITC.1		✓			

The rationale for “Table 6-14 Correspondence between Security Functional Requirements” demonstrates below.

O.SSD_ENCRYPTION

O.SSD_ENCRYPTION is the security objective to encrypt document data and TOE setting data stored.

FCS_CKM.1(a) generates encryption keys in accordance with a specified encryption algorithm.

FCS_COP.1(a) encrypts document Data and TOE setting data when storing in the SSD using a specified encryption algorithm and encryption key length, and decrypts document data and TOE setting data when reading out from the SSD.

Therefore, O.SSD_ENCRYPTION ensures the encryption of User Data and TSF Data when storing in SSD.

O.NETWORK_ENCRYPTION

O.NETWORK_ENCRYPTION is the security objective to provide encrypted communication function required on network protection in order to protect document data and TOE setting data on the internal network from eavesdropping or alteration.

FTP_ITC.1 provides trusted channel by encrypt communication in order to protect document data and TOE setting data on the internal network from eavesdropping and alteration.

FCS_CKM.1(b), FCS_CKM.1(c), FCS_COP.1(b), and FCS_COP.1(c) support the objective by requiring the TOE to provide key management and cryptographic functions to protect management interactions during network transmission.

Therefore, O.NETWORK_ENCRYPTION ensures to provide encrypted communication function required on network protection in order to protect document data and TOE setting data on the internal network protected.

O.FAX_CONTROL

O.FAX_CONTROL is the security objective to provide the FAX data flow control function not to forward the data received from a public line to the internal network that the TOE is connected.

FDP_IFC.1, FDP_IFF.1 use Fax data flow control function on TOE and the data received from a public line is forwarded based on the rule set by authorized role. Here, forwarding to the internal network does not include forwarding to another FAX, FTP server, mail server, or printing and it includes only storing to a Sub Address box. Therefore the security objective is fulfilled. Also in case forwarding to the internal network fails, the TOE would prints the data. In this case it is out of scope of forwarding to the internal network and the security objective is fulfilled.

FMT_MSA.1 (b) manages operations on the security attributes.

FMT_MSA.3 (b) ensure that FAX Sub Address settings have appropriate default value.

FMT_SMR.1 assigns and maintains user authorization of Device Administrator.

FMT_SMF.1 provides Device Administrator with the security management functions.

Therefore, O.FAX_CONTROL ensures to provide the FAX data flow control function not to forward the data received from a public line to the internal network that the TOE is connected.

O.ACCESS_CONTROL

O.ACCESS_CONTROL is the security objective to ensure that the TOE identify and authenticate users, and control access privilege to box document data in order to only authorized user can access to the box document data.

FIA_UID.1 and FIA_UAU.1 implement identification and authentication of users who try to access from operation panel and client PCs.

FIA_UAU.7 protects authentication feedback to users.

FIA_ATD.1 and FIA_USB.1 maintain user attributes of login user name, user authorization, and bind the subject security attributes to authorized users.

FIA_AFL.1 lockouts user login when users consecutively fail their authentication.

FIA_SOS.1 verifies if the secret of user authentication meet the defined quality metrics.

FTA_SSL.3 manages user session and terminates out of session.

FDP_ACC.1 and FDP_ACF.1 allow the authorized users only to operate box document data.

FMT_MSA.1 (a) manages operation on the security attributes.

FMT_MSA.3 (a) ensures that the owner information of box document data, or owner and share information of the box storing box document data have appropriate default values.

FMT_SMR.1 maintains that user authorization of Device Administrator and Normal User are assigned to the users.

FMT_SMF.1 provides security management function to Device Administrator and Normal User who own the box document data.

Therefore, O.ACCESS_CONTROL ensures that that the TOE identify and authenticate users, and control access privilege to box document data in order to only authorized user can access to the box document data.

O.SETTING_DATA

O.SETTING_DATA is the security objective to authorize access to the TOE setting data only for authenticated right users, and prevent access to the TOE setting data by unauthorized users, and prevent change or leak of TOE setting data.

FIA_UID.1 and FIA_UAU.1 implement identification and authentication of users who try to access from operation panel and client PCs.

FIA_UAU.7 protects authentication feedback to users.

FIA_AFL.1 lockouts user login when users consecutively fail their authentication.

FIA_SOS.1 verifies if the secret of user authentication meet the defined quality metrics.

FTA_SSL.3 manages user session and terminates out of session.

By FMT_MTD.1(a), operation of TOE setting data is restricted to Device Administrator.

By FMT_MTD.1(b), operation of TOE setting data is restricted to Normal Users who are owner of the TOE setting data.

FMT_SMR.1 maintains that user authorization of Device Administrator and Normal User are assigned to the users.

FMT_SMF.1 provides security management function to Device Administrator and Normal User who own TOE setting data.

Therefore, O.SETTING_DATA ensures that that the TOE identify and authenticate users, and control access privilege to TOE setting data in order to only authorized user can access to the TOE setting data.

6.3.2. Dependency Relationship of the TOE Security Functional Requirements

Table 6-15 shows the dependency relationship of the TOE security functional requirements.

Table 6-15 Dependency Relationship of the TOE Security Functional Requirements

Functional Requirements	Dependency Relationship	Dependencies Not Satisfied
FCS_CKM.1(a)	FCS_COP.1(a) FCS_CKM.4	FCS_CKM.4 See Section 6.3.2.1
FCS_CKM.1(b)	FCS_COP.1(b) FCS_CKM.4	FCS_CKM.4 See Section 6.3.2.1
FCS_CKM.1(c)	FCS_COP.1(c) FCS_CKM.4	FCS_CKM.4 See Section 6.3.2.1
FCS_COP.1(a)	FCS_CKM.1(a) FCS_CKM.4	FCS_CKM.4 See Section 6.3.2.1
FCS_COP.1(b)	FCS_CKM.1(b) FCS_CKM.4	FCS_CKM.4 See Section 6.3.2.1
FCS_COP.1(c)	FCS_CKM.1(c) FCS_CKM.4	FCS_CKM.4 See Section 6.3.2.1
FDP_ACC.1	FDP_ACF.1	—
FDP_ACF.1	FDP_ACC.1 FMT_MSA.3	—
FDP_IFC.1	FDP_IFF.1	—
FDP_IFF.1	FDP_IFC.1 FMT_MSA.3	—

FIA_AFL.1	FIA_UAU.1	—
FIA_ATD.1	No dependencies.	—
FIA_SOS.1	No dependencies.	—
FIA_UAU.1	FIA_UID.1	—
FIA_UAU.7	FIA_UAU.1	—
FIA_UID.1	No dependencies.	—
FIA_USB.1	FIA_ATD.1	—
FMT_MSA.1(a)	FDP_ACC.1 FMT_SMF.1 FMT_SMR.1	—
FMT_MSA.3(a)	FMT_MSA.1 FMT_SMR.1	—
FMT_MSA.1(b)	FDP_IFC.1 FMT_SMF.1 FMT_SMR.1	—
FMT_MSA.3(b)	FMT_MSA.1 FMT_SMR.1	—
FMT_MTD.1(a)	FMT_SMF.1 FMT_SMR.1	—
FMT_MTD.1(b)	FMT_SMF.1 FMT_SMR.1	—
FMT_SMF.1	No dependencies.	—
FMT_SMR.1	FIA_UID.1	—
FTA_SSL.3	No dependencies.	—
FTP_ITC.1	No dependencies.	—

6.3.2.1. Rationale for why dependency on FCS_CKM.4 is not needed.

The encryption key to encrypt SSD is generated with a unique value only per device every time main power is turned on, and is stored in the volatile memory. However, the TOE is physically protected by security objectives in operational environment, that is OE.ACCESS, even when the main power is turn off. Therefore the requirement for the encryption key destruction is not needed.

The symmetric session key generated during the handshake by the client, used to encrypt application data exchanged in the TLS session, is not persistently stored by either the client or the server. This session key is held in memory and is only valid for that given session. Once the session is terminated the key cannot be used to decrypt subsequent sessions. The attack potential required attempting to extract the key from the client memory following session termination to decrypt traffic captured between the client and server is significantly beyond the attack potential of EAL2. Therefore the requirement for the encryption key destruction is not needed.

The pre-shared key authentication method is used for the authentication of the IP-Sec peer. The pre-shared key is set by Device Administrator and not generated and destructed by the device. The symmetric encryption communication key obtained by DH IKEv1 Key Derivation Function is not persistently stored by each peers. This key is held in memory and is only valid with the corresponding Security Association. Once the SA is terminated the key cannot be used. Therefore the requirement for the encryption key destruction is not needed.

6.3.3. Security Assurance Requirements Rationale

Since this TOE is aimed at countering the threat of exposure of document data by an attacker with basic attack capability, it is necessary to guarantee counter-ability against basic level attacks.

EAL2 have an analyze if TOE provides sufficient guidance information for safe use of security functions, including analysis of security measures at development stage in TOE (implementation and analysis of tests based on functional specifications, evaluation of management status of deliverables and delivery procedure). Since the assurance requirement is EAL2 compliant, the selection of EAL2 is reasonable.

ALC_FLR.2 ensures that instructions and procedures for the reporting and remediation of identified security flaws are in place, and their inclusion is expected by the consumers of this TOE.

7. TOE Summary Specification

This section describes the summary specification for the security functions that are provided by the TOE.

Table 7-1 shows the relations between the TOE security functions and security functional requirements

Table 7-1 TOE security functions and security functional requirements

Security Functions \ Functional Requirements	T.SF.USER_AUTHENTICATION	T.SF.DATA_ACCESS	T.SF.FAXDATAFLOW	T.SF.SSD_ENCRYPTION	T.SF.SECURITY_MANAGEMENT	T.SF.NETWORK_PROTECTION
FCS_CKM.1(a)				✓		
FCS_CKM.1(b)						✓
FCS_CKM.1(c)						✓
FCS_COP.1(a)				✓		
FCS_COP.1(b)						✓
FCS_COP.1(c)						✓
FDP_ACC.1		✓				
FDP_ACF.1		✓				
FDP_IFC.1			✓			
FDP_IFF.1			✓			
FIA_AFL.1	✓					
FIA_ATD.1	✓					
FIA_SOS.1	✓					
FIA_UAU.1	✓					
FIA_UAU.7	✓					
FIA_UID.1	✓					
FIA_USB.1	✓					
FMT_MSA.1(a)					✓	
FMT_MSA.3(a)		✓				

FMT_MSA.1(b)					✓	
FMT_MSA.3(b)			✓			
FMT_MTD.1(a)					✓	
FMT_MTD.1(b)					✓	
FMT_SMF.1					✓	
FMT_SMR.1					✓	
FTA_SSL.3	✓					
FTP_ITC.1						✓

7.1. User Management Function

TSF.USER_AUTHENTICATION

User management function is a function that identifies and authenticates whether persons are authorized users when users intend to operate the TOE from the operation panel or the client PCs.

When the TOE is used from the Operation Panel or a Web browser, the login screen is displayed and a user is required to enter his or her login user name and login password.

When the TOE is accessed from the printer driver or TWAIN driver, the TOE identifies and authenticates if the person is authorized by referring to the login user name and login user password obtained from a user job.

(1) FIA_UID.1 Timing of identification

When a user intends to login to the TOE, the TOE verifies if the entered login user name exists in the user information pre-registered in the TOE.

With reception of the device status, the TOE provides information before the user is identified. With a list of user jobs and counter information, the TOE displays the information before the user is identified. With fax data reception, the TOE receives fax data before the user is identified.

(2) FIA_UAU.1 Timing of authentication

When the user is successfully identified by FIA_UID.1, the TOE verifies if the entered login user password matches with one pre-registered in the TOE.

With reception of the device status, the TOE provides information before the user is authenticated. With a list of user jobs and counter information, the TOE displays the information before the user is authenticated. With fax data reception, the TOE receives fax data, before the user is authenticated.

(3) FIA_UAU.7 Protected authentication feedback

The TOE displays login user password entered from the operation panel or a client PC on

the login screen, which is masked by dummy characters (*: asterisk).

(4) FIA_ATD.1 User attribute definition

The TOE defines and maintains user attributes such as login user name and user authorization.

(5) FIA_SOS.1 Verification of secrets

The TOE verifies that a login user password meets specified quality metrics such as password length: no fewer than the minimum number of characters (8 characters), character and types: Alphanumeric or special characters.

(6) FIA_USB.1 User-subject binding

The TOE associates user attributes such as login user name and user authorization with subjects.

(7) FIA_AFL.1 Authentication failure handling

When the number of consecutive unsuccessful login attempts from the operation panel or a client PC since the last successful authentication, reaches the threshold, the TOE does not allow the users to access to the accounts (i.e. state changes to lockout condition).

The number of unsuccessful authentication attempts set by the device administrator can be within 1 to 10 times.

After changing to lockout state, If time between 1 and 60 minutes and until the lockout time designated by a device administrator that elapse, or until a device administrator releases lockout state, the TOE is then back to the normal state.

(8) FTA_SSL.3 TSF-initiated termination

The auto-logout is activated if no operation is performed from the operation panel or a web browser for certain period of time.

- Operation Panel

After the user logs on to the TOE and if no operation is performed while the auto-logout time set by the device administrator elapses, the auto-logout is activated.

The time can be set to 5 to 495 seconds by the device administrator.

- Web browser

After the user logs on to the TOE and if no operation is performed for 10 minutes, the auto-logout is activated.

7.2. Data Access Control Function

TSF.DATA_ACCESS

The data access control function is a function that allows authorized users only to access to

document data stored in the TOE using the TOE basic function such as Box function.

(1) FDP_ACC.1 Subset access control

FDP_ACF.1 Security attribute based access control

The TOE allows authorized users only to access to document data handled by Box functions in accordance with the access control rules for users as shown in Table 7-2.

Table 7-2 Access Control Rules for Data Access Control Functions

Targeted Assets	Operations	Users	Access Control Rules
Box document Data (Box Function)	Read, move, delete for document	Normal User	It is allowed for a normal user to access to document data stored in their own box set as an owner, or a box that permission is enabled.
		Device Administrator	It is allowed for a device administrator to access to all document data.

(2) FMT_MSA.3(a) Static attribute initialization

The TOE sets default values for a box. Box owner is a device administrator who initially creates the box, and the box permission is disabled.

7.3. Fax Data Flow Control Function

TSF.FAXDATA_FLOW

The Fax Data Flow Control function is a function to control not to transfer data received from the public line to the internal network to which the TOE is connected.

(1) FDP_IFC.1 Subset information flow control

FDP_IFF.1 Simple Security attribute

TOE performs data flow control not to forward the received data from a public line to the internal network that the TOE is connected, based on the FAX Sub Address setting.

In the case a F-Code is given with the received data, the data would be stored in the corresponding Sub Address box if the F-Code is matched to the Sub Address specified in a Sub Address Box setting. If the F-code is unmatched to any specific Sub Address settings, the F-Code is not given with the data, or there is no forward destination in the FAX forwarding setting, output from print part would be allowed. Therefore the receiving task

from public line can control not to transfer data received from the public line to the internal network to which the TOE is connected.

(2) FMT_MSA.3(b) Static attribute initialization

TOE sets default value of newly created FAX Sub Address setting. The default value of the newly created FAX Sub Address setting is blank, that is output from printing part.

7.4. SSD Encryption Function

TSF.SSD_ENCRYPTION

Once the basic function of the TOE is executed, document data and TSF data is stored on the SSD. The SSD encryption function is a function to encrypt and store data to be written to the SSD, such as document data and information related to the box function like box owner and box permission, and decrypt these data when reading out these data.

(1) FCS_CKM.1(a) Cryptographic key generation

The TOE generates a 256 bits encryption key to be used in the AES algorithm by using the encryption key generation algorithm in accordance with FIPS PUB 180-4. This encryption key is generated from multiple information including the encryption code which users register and a unique value on a per device basis, every time each TOE is powered on, and this encryption key is stored in a volatile memory. The encryption code is set only at the activation of Data Encryption function and is not changed during the operation.

(2) FCS_COP.1(a) Cryptographic operation (SSD Encryption)

When storing data and the information which relates to Box function, such as box owner and box permission on the SSD, the TOE encrypts the data, using the 256 bits encryption key generated at the time of booting (FCS_CKM.1(a)) and the AES encryption algorithm based on FIPS PUB 197, and write into the SSD. When reading out the stored data and the information which relates to Box function, such as box owner and box permission from the SSD, the TOE decrypts the data, similarly using the 256 bits encryption key generated at the time of booting and the AES encryption algorithm.

7.5. Security Management Function

TSF.SECURITY_MANAGEMENT

Security management function is a function that allows authorized users only to edit user information, set the TOE security functions and manage. The Security management function can be performed from the Operation Panel and Client PCs. Web browser is used for operation from Client PCs.

(1) FMT_MSA.1(a) Management of security attributes

The TOE allows device administrators only to use box functions for all boxes as shown

below.

- Modify a box owner
- Modify a box permission

Normal users are allowed to perform the following operation on the self owner boxes.

- Read and modify a box permission

(2) FMT_MSA.1(b) Management of security attributes

The TOE allows Device Administrator and Normal User that matches the Sub Address Box Owner to perform following operation for Fax forward setting.

- Modify Fax Sub Address setting.

(3) FMT_MTD.1(a) Management of TSF Data

The TOE provides device administrators only with the operation listed in Table 7-3 on TSF data listed in Table 7-3.

Table 7-3 Operation of TSF Data by Device Administrators

TSF Data	Authorized Operation
Register user information (Login user name, login user password, user authorization)	Edit, Delete, Newly create
User account lockout policy settings (number of retries until locked, lockout duration)	Modify
Lockout list	Modify
Auto logout time setting	Modify
Password policy settings	Modify
Network Encryption Setting	Modify

(4) FMT_MTD.1(b) Management of TSF Data

The TOE provides normal users with the operation listed in Table 7-4 on TSF data listed in Table 7-4.

Table 7-4 Operation of TSF Data by Normal Users

TSF Data	Authorized Operation
Edit user information (Login user password associated to the users)	Edit

(5) FMT_SMR.1 Security roles

The TOE maintains the user authorities of device administrators and normal users, and associates users to the user authorities.

(6) FMT_SMF.1 Specification of management function

The TOE provides management function of security attributes for box functions as mentioned in (1), and security management function shown in Table 7-3 and Table 7-4 on TSF data shown in Table 7-3 and Table 7-4.

7.6. Network Protection Function

TSF.NETWORK_PROTECT

The network protection function is a function that encrypts all data in transit over the internal network and prevents unauthorized alteration and disclosure. It is protected by encrypted data flow on the internal network when a user uses Scan to Send function, Printer driver function, and Web browser function.

(1) FTP_ITC.1 Trusted channel between TSF

When the TOE communicates with each type of server or a Client PC that are trusted IT products, communication starts between them via a trusted channel. This communication can start from either of the TOE or the trusted IT product. The following functions are provided.

- Scan to send function
- Print function
- The function to forward data received by FAX function to the internal network that TOE is connected.
- Box function (Send Function)
- Operation of a box function from a client PC (web browser)
- Operation of security management function from a client PC (web browser)

However, use of print function for a direct connection with the TOE is exception.

The TOE provides trusted channel communications listed below.

Table 7-5 Trusted channel communications provided by the TOE

Destination	Protocols	Encryption algorithm
Client PC	TLSv1.2, TLSv1.3	AES(128 bits, 256 bits), ChaCha20-Poly1305
Mail Server	IPsec with ESP	3DES(168 bits), AES(128 bits, 192 bits, 256 bits)
FTP Server	IPsec with ESP	3DES(168 bits), AES(128 bits, 192 bits, 256 bits)

(2) FCS_CKM.1(b) Cryptographic key generation (TLS)

Secure Communications requires generation of a certificate with an RSA public-private key pair.

The TOE creates session keys following the TLS protocol specification and using the DRBG implemented in OpenSSL.

(3) FCS_CKM.1(c) Cryptographic key generation (IPSec)

ISAKMP and IKEv1 are used to establish the Security Association (SA) and keys for the IPSec exchanges.

(4) FCS_COP.1(b) Cryptographic operation (TLS)

TLS1.2 (RFC5246) and TLS1.3 (RFC8446) are used to establish secure channel between client PCs and TOE. The TOE sends the server certificate chain to the client. The client performs certificate path validation of the server certificate during the TLS handshake. If the certificate cannot be successfully validated (e.g. it has expired or has been revoked) the TLS session is not established.

The TOE only allows the establishment of a TLS secure channel using TLSv1.2 and TLSv1.3. The TOE denies any attempt by a TLS client to establish communication using the following versions of the SSL or TLS protocols: SSLv1.0, SSLv2.0, SSLv3.0, TLSv1.0 or TLSv1.1. The TOE creates session keys following the TLS protocol specification and using the DRBG implemented in OpenSSL. This session key is held in memory and is only valid for that given session. Once the session is terminated the key cannot be used to decrypt subsequent sessions. The TOE supports the following cipher suites:

- TLS_AES_256_GCM_SHA384 (RFC8446)
- TLS_AES_128_GCM_SHA256 (RFC8446)
- TLS_CHACHA20_POLY1305_SHA256 (RFC8439)
- TLS_ECDHE_RSA_WITH_AES_256_GCM_SHA384 (RFC5289)
- TLS_ECDHE_RSA_WITH_AES_128_GCM_SHA256 (RFC5289)
- TLS_ECDHE_RSA_WITH_AES_256_CBC_SHA384 (RFC5289)
- TLS_ECDHE_RSA_WITH_AES_128_CBC_SHA256 (RFC5289)
- TLS_DHE_RSA_WITH_AES_256_GCM_SHA384(RFC5288)
- TLS_DHE_RSA_WITH_AES_128_GCM_SHA256(RFC5288)
- TLS_RSA_WITH_AES_256_GCM_SHA384 (RFC5288)

- TLS_RSA_WITH_AES_128_GCM_SHA256 (RFC5288)
- TLS_ECDHE_RSA_WITH_AES_256_CBC_SHA (RFC5246)
- TLS_ECDHE_RSA_WITH_AES_128_CBC_SHA (RFC5246)
- TLS_DHE_RSA_WITH_AES_256_CBC_SHA256 (RFC5246)
- TLS_DHE_RSA_WITH_AES_256_CBC_SHA (RFC5246)
- TLS_DHE_RSA_WITH_AES_128_CBC_SHA256 (RFC5246)
- TLS_DHE_RSA_WITH_AES_128_CBC_SHA (RFC5246)
- TLS_RSA_WITH_AES_256_CBC_SHA256 (RFC5246)
- TLS_RSA_WITH_AES_128_CBC_SHA256 (RFC5246)
- TLS_RSA_WITH_AES_256_CBC_SHA (RFC5246)
- TLS_RSA_WITH_AES_128_CBC_SHA (RFC5246)

(5) FCS_COP.1(c) Cryptographic operation (IPSec)

IPSec with ESP is required for network datagram exchanges with Mail Server/FTP Server. IPSec provide confidentiality, integrity and authentication of the endpoints. Supported encryption options for ESP are 3DES and AES. HMAC-SHA256-128, HMAC-SHA384-192, and HMAC-SHA512-256 are supported for Data authentication.

ISAKMP and IKEv1 are used to establish the Security Association (SA) and keys for the IPSec exchanges. Diffie-Hellman is used for IKEv1 Key Derivation Function as specified in RFC2409, using Oakley Groups 14, 16, 17, 18, 19, 20, 21, 22, 23, or 24. In the ISAKMP exchange, a pre-shared keys is configured by administrators and validated between endpoints.

The key size specified in the SA exchange is 128, 192, or 256 bits and the encryption algorithm is 3DES or AES-CBC and the Hash Authentication Algorithm may be SHA-256, SHA-384, or SHA-512 (as configured by administrators).

Keys generated for the IKEv1 exchanges are performed per RFC2409. If an incoming IP datagram does not use IPSec with ESP, the datagram is discarded. All keys are held in memory and is only valid with the corresponding SA. Once the SA is terminated the key cannot be used.

7.7. Deviations From Allowed Cryptographic Standards

The following deviations from the Allowed Cryptographic Standards in 188 Scheme Crypto Policy are noted:

1. Hashing: SHA-1 is supported for backward compatibility with remote systems.
2. Authenticated Encryption with Associated Data: ChaCha20-Poly1305 is supported for TLSv1.3 communication.

8. Acronyms and Terminology

8.1. Definition of terms

The definitions of the terms used in this ST are indicated in Table 8-1.

Table 8-1 Definitions of terms used in this ST

Terms	Definitions
HD-18	This is a SSD strage option that enhances the box function. The capacity of the box function and the number of box will be increased.
TWAIN	This function is to read image from scanner and send the image to a client PC. The term, "TWAIN" indicates the API specification.
FAX Data Reception	It indicates an action that includes reception of incoming FAX data to TOE. (the process such as printing and forwarding of data is not included.)
F-Code	The F-code is one of the communication standards standardized by ITU-T. For communication between models with F-code function, it is possible to use various functions using F-code even with other companies' machines. The F code can be specified up to 20 digits using the numbers 0-9 and space, "#" and "*" characters.
Job	This is the operation processing unit to perform copy function, print function, scan to send function, fax function and document box function of TOE.
Job Information	It indicates information that job holds. It mainly indicates jobs in operation. However, it also indicates histories of execution results.
User authority	The authority given to user. There is two kinds of authority, general user and device administrator.
Edit	An operation that modifies data registered by users, such as user information and box information.
Move	It is to move document stored in a box to another box.
Join	It is to join multiple documents stored in a box, and create a new joined document. Original documents remain.
Device Settings	System settings on the device. This includes TOE setting data.
Device Status	Information that shows TOE status. Remaining toner volume, papers and mechanical errors are displayed.

Counter Information	Information about counting jobs performed by TOE. When print function performs, print counter increases. When scan to send function performs, send counter increases.
Document Data	The data composed of image data drawn on documents handled by TOE users. This includes Spool document data and Box document data.
Client PC	It indicates the computers that connect to the network, and utilize the TOE services (functions) of the TOEs that are connected to the network.
FIPS PUB 180-4	This is an algorithm about a hash function, which is standardized by the NIST, U.S.(National Institute of Standards and Technology).
FIPS PUB 197	This is an algorithm about the common cryptographic key, which is standardized by the NIST, U.S. (National Institute of Standards and Technology). Also, this is called "AES".
Management Area	An area within the document data where management information for that data is recorded. A logical deletion of document data means making this area unrecognizable.
Actual Data Area	An area within the document data where data composing the actual image is recorded. When document data is logically deleted, this area will remain. This remaining area will be called "residue area".
Operation Panel	This is installed on the uppermost part of the MFP, and is constituted by a liquid crystal panel. It is an external interface, and users can utilize the TOE via this operation panel.
Task to be executed on behalf of user	This is an executed process on behalf of users(Normal User, Device Administrator).
Task to receive data from public line	This is a process received from public line.

8.2. Definition of acronyms

The definitions of the acronyms used in this ST are indicated in Table 8-2.

Table 8-2 Definitions of acronyms used in this ST

Acronyms	Definitions
A.	assumption (when used in hierarchical naming)
ADMIN.	administrator (when used in hierarchical naming)

AES	Advanced Encryption Standard
CC	Common Criteria
EAL	Evaluation Assurance Level
FAX	facsimile
IT	information technology
MFP	Multi Functional Printer
NCU	Network Control Unit
NAND	Not AND
O.	Security Objective (of the TOE) (when used in hierarchical naming)
OE.	Security Objective (of the operational environment) (when used in hierarchical naming)
OSP	organizational security policy
P.	organizational security policy (when used in hierarchical naming)
SAR	Security Assurance Requirement
SFP	Security Function Policy
SFR	Security Functional Requirement
ST	Security target
T.	threat (when used in hierarchical naming)
TOE	Target of Evaluation
TSF	TOE security functionality
USB	Universal Serial Bus

(The final page)