



**SECURITY TARGET LITE**  
**IDEAL PASS V2.2-N - SAC/EAC JC**  
**EPASSPORT**

Reference: 2017\_2000032441



## DOCUMENT EVOLUTION

Date	Index	Author	Revision
05/12/2017	1.0	IDEMIA	Initial Version

# Table of Contents

<b>TABLE OF CONTENTS .....</b>	<b>3</b>
<b>TABLE OF FIGURES .....</b>	<b>5</b>
<b>TABLE OF TABLES.....</b>	<b>6</b>
<b>1 ST INTRODUCTION.....</b>	<b>7</b>
1.1 ST IDENTIFICATION.....	7
1.2 TOE REFERENCE.....	7
1.3 TOE OVERVIEW.....	8
1.4 TOE DESCRIPTION .....	8
1.4.1 TOE Definition .....	8
1.4.2 TOE usage and security features for operational use .....	10
1.4.3 TOE life cycle.....	13
<b>2 CONFORMANCE CLAIMS.....</b>	<b>19</b>
2.1 CC CONFORMANCE CLAIM .....	19
2.2 PP CLAIM.....	19
2.3 PACKAGE CLAIM .....	20
2.4 PP CONFORMANCE RATIONALE .....	20
<b>3 SECURITY PROBLEM DEFINITION .....</b>	<b>22</b>
3.1 ASSETS.....	22
3.1.1 Primary Assets travel document .....	22
3.1.2 Secondary Assets travel document .....	23
3.1.3 Additional Assets .....	24
3.2 USERS / SUBJECTS.....	24
3.2.1 Subjects listed in PP PACE .....	24
3.2.2 Additional Subjects.....	26
3.3 THREATS.....	27
3.3.1 Threats listed in PP PACE.....	27
3.3.2 Additional Threats.....	29
3.4 ORGANISATIONAL SECURITY POLICIES .....	30
3.4.1 OSP listed in PP PACE.....	30
3.4.2 Additional OSPs from PP EAC.....	32
3.5 ASSUMPTIONS .....	32
<b>4 SECURITY OBJECTIVES .....</b>	<b>34</b>
4.1 SECURITY OBJECTIVES FOR THE TOE .....	34
4.1.1 Security Objectives listed in PP PACE.....	34
4.1.2 Additional Security Objectives from PP EAC .....	36
4.2 SECURITY OBJECTIVES FOR THE OPERATIONAL ENVIRONMENT .....	37
4.2.1 Issuing State or Organisation.....	37
4.2.2 Travel document Issuer and CSCA: travel document PKI (issuing) branch .....	38
4.2.3 Terminal operator: Terminal receiving branch.....	39
4.2.4 Travel document holder Obligations .....	39
4.2.5 Receiving State or Organisation .....	39
4.3 SECURITY OBJECTIVES RATIONALE .....	41
4.3.1 Threats .....	41
4.3.2 Organisational Security Policies.....	43
4.3.3 Assumptions .....	44

4.3.4	<i>SPD and Security Objectives</i> .....	45
<b>5</b>	<b>EXTENDED REQUIREMENTS</b> .....	<b>49</b>
5.1	DEFINITION OF THE FAMILY FAU_SAS .....	49
5.2	DEFINITION OF THE FAMILY FCS_RND .....	49
5.3	DEFINITION OF THE FAMILY FIA_API .....	50
5.4	DEFINITION OF THE FAMILY FMT_LIM .....	51
5.5	DEFINITION OF THE FAMILY FPT_EMS .....	53
<b>6</b>	<b>SECURITY REQUIREMENTS</b> .....	<b>55</b>
6.1	SECURITY FUNCTIONAL REQUIREMENTS .....	55
6.1.1	<i>Class Cryptographic Support (FCS)</i> .....	58
6.1.2	<i>Class FIA Identification and Authentication</i> .....	60
6.1.3	<i>Class FDP User Data Protection</i> .....	65
6.1.4	<i>Class FTP Trusted Path/Channels</i> .....	67
6.1.5	<i>Class FAU Security Audit</i> .....	67
6.1.6	<i>Class FMT Security Management</i> .....	67
6.1.7	<i>Class FPT Protection of the Security Functions</i> .....	71
6.2	SECURITY ASSURANCE REQUIREMENTS .....	73
6.3	SECURITY REQUIREMENTS RATIONALE .....	73
6.3.1	<i>Objectives</i> .....	73
6.3.2	<i>Rationale tables of Security Objectives and SFRs</i> .....	78
6.3.3	<i>Dependencies</i> .....	85
6.3.4	<i>Rationale for the Security Assurance Requirements</i> .....	89
6.3.5	<i>AVA_VAN.5 Advanced methodical vulnerability analysis</i> .....	89
6.3.6	<i>ALC_DVS.2 Sufficiency of security measures</i> .....	89
<b>7</b>	<b>TOE SUMMARY SPECIFICATION</b> .....	<b>90</b>
7.1	TOE SUMMARY SPECIFICATION .....	90
7.1.1	<i>SF.IA Identification and Authentication</i> .....	90
7.1.2	<i>SF.CF Cryptographic functions support</i> .....	91
7.1.3	<i>SF.ILTB Protection against interference, logical tampering and bypass</i> .....	91
7.1.4	<i>SF.AC Access control / Storage and protection of logical travel document data</i> .....	91
7.1.5	<i>SF.SM Secure Messaging</i> .....	92
7.1.6	<i>SF.LCM Security and life cycle management</i> .....	92
7.2	SFRs AND TSS .....	94
7.2.1	<i>SFRs and TSS - Rationale</i> .....	94
<b>8</b>	<b>ANNEX</b> .....	<b>101</b>
	<b>GLOSSARY</b> .....	<b>101</b>
	<b>ABBREVIATIONS</b> .....	<b>111</b>
	<b>REFERENCES</b> .....	<b>111</b>



## Table of figures

Figure 1: TOE .....	10
Figure 2: TOE life-cycle .....	14



## Table of tables

Table 1	Threats and Security Objectives - Coverage.....	45
Table 2	Security Objectives and Threats - Coverage.....	46
Table 3	OSPs and Security Objectives - Coverage.....	46
Table 4	Security Objectives and OSPs - Coverage.....	47
Table 5	Assumptions and Security Objectives for the Operational Environment - Coverage .....	47
Table 6	Security Objectives for the Operational Environment and Assumptions - Coverage .....	48
Table 7	Security Objectives and SFRs - Coverage .....	80
Table 8	SFRs and Security Objectives.....	84
Table 9	SFRs Dependencies .....	87
Table 10	SARs Dependencies .....	89



## 1 ST Introduction

The aim of this document is to describe the Security Target for IDeal Pass v2.2-n - SAC/EAC JC ePassport, the Machine Readable Travel Document (MRTD) with the ICAO application, Password Authenticated Connection Establishment (covering PACE-GM, PACE-IM and PACE-CAM) and Extended Access Control on NXP JCOP 3 SECID P60 CS (OSB) open platform.

### 1.1 ST Identification

<b>Title</b>	Security Target Lite IDeal Pass v2.2-n - SAC/EAC JC ePassport
<b>Reference</b>	2017_2000032441
<b>Version</b>	1.0
<b>Certification Body</b>	ANSSI
<b>Author</b>	IDEMIA
<b>CC Version</b>	3.1 Revision 4
<b>Assurance Level</b>	EAL5 augmented with ALC_DVS.2 and AVA_VAN.5
<b>Protection Profiles</b>	Protection Profile Machine Readable Travel Document with ICAO Application, Extended Access Control with PACE (EAC PP) BSI-CC-PP-0056-V2-2012, Version 1.3.2, 5th December 2012 [EAC-PP-V2]  Protection Profile Machine Readable Travel Document using Standard Inspection Procedure with PACE, BSI-CC-PP-0068-V2-MA-01, Version 1.0.1, 22 July 2014, BSI [PACE-PP].

### 1.2 TOE Reference

<b>TOE name</b>	IDeal Pass v2.2-n - SAC/EAC JC ePassport
<b>TOE version number</b>	v2.2.0.12
<b>Name of Platform</b>	NXP JCOP 3 SECID P60 CS (OSB) certified by the Dutch NSCIB certification body (CC-17-98209) on 02-08-2017
<b>Platform identification</b>	PlatformID: JxHyyy0019790400 Patch level: 0x0000000000000000
<b>IC reference</b>	NXP Secure Smart Card Controller P6022y VB including IC Dedicated Software (Certification ID: BSI-DSZ-CC-0973-2016)
<b>Crypto Lib reference</b>	Crypto Library V3.1.2 on P6022y VB (Certification ID CC-16-67206-CR)

## 1.3 TOE Overview

The Security Target (ST) defines the security objectives and requirements for a contact or contactless based chip of machine readable travel documents (MRTD) based on the requirements and recommendations of the International Civil Aviation Organization (ICAO) and EU requirements for Extended Access Control v1 with PACE (including PACE CAM).

The main features and their origin are the following:

- **Password Authenticated Connection Establishment (PACE)**  
according to ICAO Technical Report "Supplemental Access Control" [ICAO-9303] part 11 and strictly conform to BSI-CC-PP-0068-V2 [PACE-PP] for protection of the communication between terminal and chip. The following PACE mapping modes are supported and covered by the TOE:
  - Generic Mapping (PACE-GM)
  - Integrated Mapping (PACE-IM)
  - Chip Authentication Mapping (PACE-CAM), which combines PACE-GM with Chip Authentication into a single protocol.
- **Chip Authentication v1**  
according to BSI TR-03110 parts 1 and 3 [TR-03110-1], [TR-03110-3] and strictly conform to BSI-CC-PP-0056-V2-2012 [EAC-PP-V2], authenticates the travel document's chip to the inspection system.
- **Terminal Authentication v1**  
according to BSI TR-03110 parts 1 and 3 [TR-03110-1], [TR-03110-3] and strictly conform to BSI-CC-PP-0056-V2-2012 [EAC-PP-V2], authenticates the inspection system to travel document's chip and protects the confidentiality and integrity of the sensitive biometric reference data during their transmission from the TOE to the inspection system.

As a feature that can be optionally configured the TOE supports:

- **Active Authentication**  
which according to [ICAO-9303] prevents copying the SO<sub>D</sub> and proves that it has been read from the authentic chip. It proves that the chip has not been substituted.

## 1.4 TOE Description

### 1.4.1 TOE Definition

The Target of Evaluation (TOE) addressed by the current security target is an electronic travel document representing a contactless / contact based smart card programmed according to Logical data structure (LDS) and protocols specified in ICAO Doc 9303 [ICAO-9303] and additionally providing the Extended Access Control according to BSI TR-03110 part 1 [TR-03110-1] and part 3 [TR-03110-3] and Active Authentication according to [ICAO-9303]. The communication between terminal and chip shall be protected by Password Authenticated Connection Establishment (PACE), optionally with Chip Authentication Mapping



(PACE CAM) according to Electronic Passport using Standard Inspection Procedure with PACE (PACE PP), BSI-CC-PP-0068-V2 [PACE-PP].

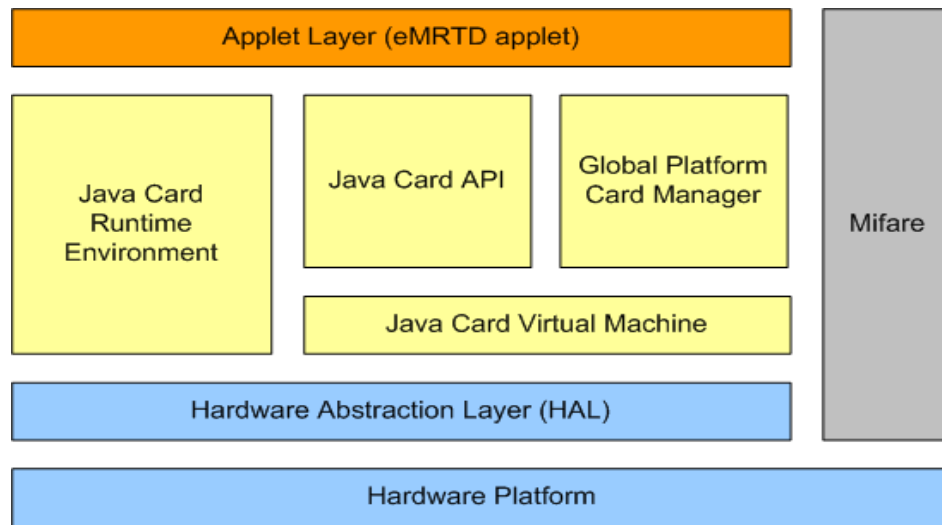
The TOE (IDeal Pass v2.2-n - SAC/EAC JC ePassport) is composed of

- the NXP JCOP 3 SECID P60 CS (OSB) open platform, composed of
  - the circuitry of the MRTD's chip (NXP Secure Smart Card Controller P6022y VB including IC Dedicated Software) with hardware for the contact and contactless interface;
  - the Crypto Library V3.1.2 on P6022y VB;
  - the IC Embedded Software (operating system): NXP JCOP3 OSB;
- The MRTD application IDeal Pass v2.2-n - SAC/EAC JC ePassport loaded in ROM or in EEPROM;
- the associated guidance documentation.

The TOE utilizes the evaluation of NXP JCOP 3 SECID P60 CS (OSB) open platform which has been certified by the Dutch NSCIB certification body (CC-17-98209).

A schematic overview of the TOE is shown in Figure 1:

- The MRTD's chip circuitry and the IC dedicated software forming the Smart Card Platform (Hardware Platform and Hardware Abstraction Layer);
- The IC embedded software running on the Smart Card Platform consisting of
  - Java Card virtual machine, ensuring language-level security;
  - Java Card runtime environment, providing additional security features for Java card technology enabled devices;
  - Java card API, providing access to card's resources for the Applet;
  - Global Platform Card Manager, responsible for management of Applets on the card.
  - Mifare implementation can be enabled or disabled for this TOE.
  - Crypto Library.
- The Applet Layer is IDeal Pass v2.2-n - SAC/EAC JC ePassport applet.



**Figure 1: TOE**

#### **1.4.2 TOE usage and security features for operational use**

A State or Organisation issues travel documents to be used by the holder for international travel. The traveller presents a travel document to the inspection system to prove his or her identity. The travel document in context of this Security Target contains:

- I. visual (eye readable) biographical data and portrait of the holder,
- II. a separate data summary (MRZ data) for visual and machine reading using OCR methods in the Machine readable zone (MRZ) and
- III. data elements on the travel document's chip according to LDS in case of contactless machine reading.

The authentication of the traveller is based on:

- I. the possession of a valid travel document personalized for a holder with the claimed identity as given on the biographical data page and
- II. biometrics using the reference data stored in the travel document.

The issuing State or Organization ensures the authenticity of the data of genuine travel documents. The receiving State trusts a genuine travel document of an issuing State or Organization.

For this Security Target the travel document is viewed as unit of:

- (i) the **physical part of the travel document** in form of paper and/or plastic and chip. It presents visual readable data including (but not limited to) personal data of the travel document holder
  - (a) the biographical data on the biographical data page of the travel document surface,
  - (b) the printed data in the Machine Readable Zone (MRZ) and
  - (c) the printed portrait.
- (ii) the **logical travel document** as data of the travel document holder stored according to the Logical Data Structure as defined in [ICAO-9303] as specified

by ICAO on the contact based or contactless integrated circuit. It presents contact based / contactless readable data including (but not limited to) personal data of the travel document holder

- (a) the digital Machine Readable Zone Data (digital MRZ data, EF.DG1),
- (b) the digitized portraits (EF.DG2),
- (c) the biometric reference data of finger(s) (EF.DG3) or iris image(s) (EF.DG4) or both<sup>1</sup>,
- (d) the other data according to LDS (EF.DG5 to EF.DG16) and
- (e) the Document Security Object (SO<sub>D</sub>).

The issuing State or Organisation implements security features of the travel document to maintain the authenticity and integrity of the travel document and their data. The physical part of the travel document and the travel document's chip are identified by the Document Number.

The physical part of the travel document is protected by physical security measures (e.g. watermark, security printing), logical (e.g. authentication keys of the travel document's chip) and organisational security measures (e.g. control of materials, personalisation procedures) [ICAO-9303]. These security measures can include the binding of the travel document's chip to the travel document.

The logical travel document is protected in authenticity and integrity by a digital signature created by the document signer acting for the issuing State or Organisation and the security features of the travel document's chip.

The ICAO Doc 9303 [ICAO-9303] defines the baseline security methods Passive Authentication, advanced security access methods Basic Access Control (BAC) and Password Authenticated Connection Establishment to the logical travel document, Active Authentication of the travel document's chip, Extended Access Control and the Data Encryption of sensitive biometrics as optional security measure. The Passive Authentication Mechanism is performed completely and independently of the TOE by the TOE environment.

The BSI TR-03110 parts 1 and 3 [TR-03110-1] and [TR 03110-3] specify the Extended Access Control protocols Chip Authentication version 1 (CAV1) and Terminal Authentication (TAV1), which are required to get secured access to the biometric data stored in data groups DG3 and DG4 in combination with PACE or BAC.

This Security Target addresses the protection of the logical travel document:

- (i) in integrity by write-only-once access control and by physical means, and
- (ii) in confidentiality by the Extended Access Control Mechanism.

---

<sup>1</sup>These biometric reference data are optional according to [ICAO-9303]. This ST assumes that the issuing State or Organisation uses this option and protects these data by means of extended access control.

This Security Target addresses the Chip Authentication Version 1 described in [TR-03110-1] and PACE-CAM described in [ICAO-9303] part 11 as an alternative to the Active Authentication stated in [ICAO-9303].

For Basic Access Control (BAC) supported by the product, a separate evaluation and certification is performed with ST [ST-BAC].

The confidentiality by Password Authenticated Connection Establishment (PACE) is a mandatory security feature of the TOE. The travel document shall strictly conform to the 'Common Criteria Protection Profile Machine Readable Travel Document using Standard Inspection Procedure with PACE [PACE-PP]. Note that [PACE-PP] considers high attack potential.

For the PACE protocol according to [ICAO-9303] part 11, the following steps shall be performed:

- (i) the travel document's chip encrypts a nonce with the shared password, derived from the MRZ resp. CAN data and transmits the encrypted nonce together with the domain parameters to the terminal.
- (ii) The terminal recovers the nonce using the shared password, by (physically) reading the MRZ or CAN data. This nonce shall be converted to a group generator using one of the following mapping algorithms, which maps a static generator to an ephemeral generator:
  - a. Generic mapping (PACE-GM) or
  - b. Integrated mapping PACE-IM)
- (iii) The travel document's chip and terminal computer perform a Diffie-Hellmann key agreement together with the ephemeral domain parameters to create a shared secret. Both parties derive the session keys KMAC and KENC from the shared secret.
- (iv) Each party generates an authentication token, sends it to the other party and verifies the received token.

In case of PACE with Chip Authenticated Mapping (PACE-CAM), in addition to the steps above executed for the PACE-GM variant, the MRTD chip computes Chip Authentication Data CAIC, encrypts them  $AIC = E(KSEnc, CAIC)$  and sends them to the terminal. The terminal decrypts AIC and verifies the authenticity of the chip using the recovered Chip Authentication Data CAIC.

After successful key negotiation, the terminal and the travel document's chip provide private communication (secure messaging) [TR-03110-1], [ICAO-9303].

This Security Target requires the TOE to implement the Extended Access Control as defined in [TR-03110-1]. The Extended Access Control consists of two parts:

- (i) the Chip Authentication Protocol Version 1 and
- (ii) the Terminal Authentication Protocol Version 1 (v.1).

The Chip Authentication Protocol v.1

- (i) authenticates the travel document's chip to the inspection system and
- (ii) establishes secure messaging which is used by Terminal Authentication v.1 to protect the confidentiality and integrity of the sensitive biometric reference data during their transmission from the TOE to the inspection

system. Therefore Terminal Authentication v.1 can only be performed if Chip Authentication v.1 has been successfully executed.

The Terminal Authentication Protocol v.1 consists of

- (i) the authentication of the inspection system as entity authorized by the receiving State or Organisation through the issuing State, and
- (ii) an access control by the TOE to allow reading the sensitive biometric reference data only to successfully authenticated authorized inspection systems.

The Active Authentication may be optionally configured.

The issuing State or Organisation authorizes the receiving State by means of certification the authentication public keys of Document Verifiers who create Inspection System Certificates.

### **1.4.3 TOE life cycle**

The TOE life cycle is described in terms of its four life cycle phases. (With respect to the [SIC-PP], the TOE life-cycle is additionally subdivided into 7 steps in the ST. These steps are denoted too in the following although the sequence of the steps differs for the TOE life cycle).

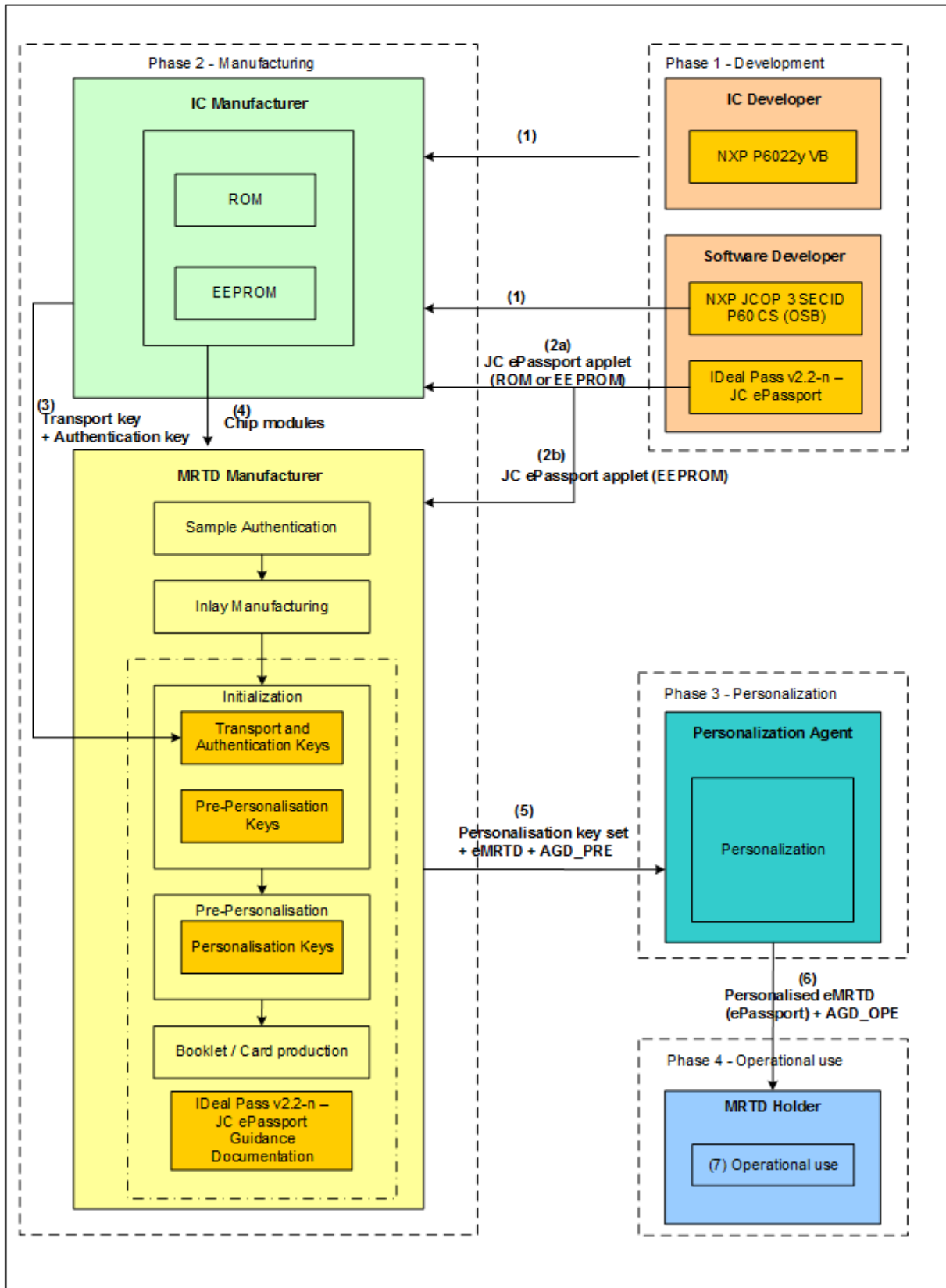


Figure 2: TOE life-cycle

**Actors :**

IC Developer, IC Manufacturer	NXP
Software Developer	Platform: NXP ePassport applet: IDEMIA R&D sites (Osny and Noida)
Travel document manufacturer	IDEMIA (Haarlem, NL)

**1.4.3.1 Phase 1 “Development”**

(Step1) The TOE is developed in phase 1. The IC developer develops the integrated circuit, the IC Dedicated Software and the guidance documentation associated with these TOE components.

The IC developer also acts as the developer of the embedded software (operating system), which is the NXP JCOP 3 SECID P60 CS (OSB) open platform.

(Step2) The software developer uses the guidance documentation for the integrated circuit and the guidance documentation for relevant parts of the NXP JCOP 3 SECID P60 CS (OSB) open platform and develops the ePassport application and the guidance documentation associated with this TOE component.

The ePassport application (i.e. the IDeal Pass v2.2-n – SAC/EAC JC ePassport Applet run time code) may be integrated either in ROM or in EEPROM of the chip. Depending on the intention:

- (a) the ePassport application is securely delivered directly from the software developer (IDEMIA development dept.) to the IC manufacturer (NXP). The applet code will be integrated into the ROM mask code (or EEPROM) by the IC manufacturer, or
- (b) either the ePassport application and the guidance documentation are securely delivered directly from the software developer (IDEMIA development dept.) to the travel document manufacturer (IDEMIA production dept.).

**1.4.3.2 Phase 2 “Manufacturing”**

(Step3) In a first step the TOE integrated circuit is produced containing the travel document’s chip Dedicated Software, the parts of the travel document’s chip Embedded Software and in case of alternative a) the ePassport application in the non-volatile non-programmable memories (ROM).

The IC manufacturer writes the IC Identification Data onto the chip to control the IC as travel document material during the IC manufacturing and the delivery process to the travel document manufacturer. The IC is securely delivered from the IC manufacturer to the travel document manufacturer.

If necessary the IC manufacturer adds the parts of the IC Embedded Software in the non-volatile programmable memories (for instance EEPROM).

(Step4 optional) The travel document manufacturer combines the IC with hardware for the contact based / contactless interface in the travel document unless the travel document consist of the chip only.

(Step5) The travel document manufacturer

- i. adds the IC Embedded Software or part of it in the non-volatile programmable memories (for instance EEPROM) if necessary and in case of alternative (b), loads the ePassport application into the non-volatile programmable memories (for instance EEPROM) if necessary,
- ii. creates the ePassport application and
- iii. equips travel document's chips with pre-personalization Data.

**EAC PP Application Note 1:** Creation of the application for this TOE implies Applet instantiation.

For this Security Target the following name mappings to the protection profile [EAC-PP-V2] apply:

- IC Dedicated SW = Low level IC libraries
- travel document's chip Embedded Software = NXP JCOP 3 SECID P60 CS (OSB) open platform operating system.
- ePassport application = IDeal Pass v2.2-n - SAC/EAC JC ePassport Applet run time code or an instantiation of it.
- Pre-personalization Data = Personalization Agent Key Set, Card Production Life Cycle (CPLC) data and buffer settings.

Both the underlying platform and IDeal Pass v2.2-n - SAC/EAC JC ePassport Applet provide configuration and life-cycle management functions required for TOE preparation. TOE preparation steps are performed in manufacturing phase and consist of the following 2 activities:

1. Platform initialisation
2. Pre-personalisation

### ***Platform initialisation***

Platform initialisation consists of the configuration of the NXP JCOP 3 SECID P60 CS (OSB) open platform in accordance with requirements specified in the platform administrator guidance [PLTF-PRE] by using the dedicated platform commands. Furthermore the Pre-Personalisation Agent key set is installed and (a part of) the CPLC data is updated. To prevent unattended tracing of the MRTD document, the NXP JCOP3 open platform is configured such that unauthenticated access to any platform unique identifiable data is not possible.



***Pre-personalisation***

The pre-personalisation consists of the following steps:

- a. IC (chip) Authentication and getting chip access with the pre-personalisation key set.
- b. [optional] In case the IDeal Pass v2.2-n - SAC/EAC JC ePassport Applet runtime code does not reside in ROM, it is loaded into EEPROM.
- c. Create applet instance for IDeal Pass v2.2-n - SAC/EAC JC ePassport Applet (i.e. installation of the IDeal Pass v2.2-n - SAC/EAC JC ePassport Applet);
- d. Set the IDeal Pass v2.2-n - SAC/EAC JC ePassport applet irreversibly in its PERSONALISATION life-cycle state by installation of the Personalisation Agent specific personalisation key set.

During step (c) the CPLC data with the IC Identifier is configured in the ePassport application instance as well as the other pre-personalisation data. The last step (d) finalizes the TOE. This is the moment the TOE starts to exist and is ready for delivery to the Personalisation Agent. The guidance documentation for the Personalisation Agent is [AGD\_PRE].

The pre-personalised travel document together with the IC Identifier is securely delivered from the travel document manufacturer to the Personalisation Agent. The travel document manufacturer also provides the relevant parts of the guidance documentation to the Personalisation Agent.

**1.4.3.3 Phase 3 “Personalisation of the travel document”**

(Step 6) The personalisation of the travel document includes

- i. the survey of the MRTD holder’s biographical data,
- ii. the enrolment of the MRTD holder biometric reference data (i.e. the digitized portraits and the optional biometric reference data),
- iii. the printing of the visual readable data onto the physical MRTD,
- iv. the writing of the TOE User Data and TSF Data into the logical MRTD and
- v. configuration of the TSF if necessary.

The step (iv) is performed by the Personalisation Agent and includes but is not limited to the creation of:

- i. the digital MRZ data (EF.DG1),
- ii. the digitized portrait (EF.DG2), and
- iii. the Document security object.

The signing of the Document security object by the Document signer [ICAO-9303] finalizes the personalisation of the genuine travel document for the travel document holder. The personalised travel document (together with appropriate guidance [AGD\_OPE] for TOE use if necessary) is handed over to the travel document holder for operational use.

**EAC PP Application note 2:** The TSF data (data created by and for the TOE, that might affect the operation of the TOE; cf. [CC-1] §92) comprise (but are not limited to) the Personalisation Agent Authentication Key(s), the Terminal Authentication trust anchor, the effective date and the Chip Authentication Private Key.

**EAC PP Application note 3:** This ST distinguishes between the Personalisation Agent as entity known to the TOE and the Document Signer as entity in the TOE IT environment signing the Document security object as described in [ICAO-9303]. This approach allows but does not enforce the separation of these roles.

#### 1.4.3.4 Phase 4 “Operational Use”

(Step 7) The TOE is used as a travel document's chip by the traveller and the inspection systems in the “Operational Use” phase. The user data can be read according to the security policy of the issuing State or Organisation and can be used according to the security policy of the issuing State but they can never be modified.

**EAC PP Application note 4<sup>2</sup>:** The intention of the ST is to consider at least the phases 1 and parts of phase 2 (i.e. Step1 to Step3) as part of the evaluation and therefore to define the TOE delivery according to CC after this phase. Since specific production steps of phase 2 are of minor security relevance (e.g. booklet manufacturing and antenna integration) these are not part of the CC evaluation under ALC. Nevertheless the decision about this has to be taken by the certification body resp. the national body of the issuing State or Organisation. In this case the national body of the issuing State or Organisation is responsible for these specific production steps.

Note that the personalisation process and its environment may depend on specific security needs of an issuing State or Organisation. All production, generation and installation procedures after TOE delivery up to the “Operational Use” (phase 4) have to be considered in the product evaluation process under AGD assurance class. Therefore, the Security Target outlines the split up of P.Manufact, P.Personalisation and the related security objectives into aspects relevant before vs. after TOE delivery.

#### 1.4.3.5 Non-TOE hardware/software/firmware required by the TOE

There is no explicit non-TOE hardware, software or firmware required by the TOE to perform its claimed security features. The TOE is defined to comprise the chip and the complete operating system and application. Note, the inlay holding the chip as well as the antenna and the booklet (holding the printed MRZ) are needed to represent a complete travel document. Nevertheless these parts are not inevitable for the secure operation of the TOE.

---

<sup>2</sup> For this ST all steps of both phase 1 and phase 2 are part of the evaluation and therefore define the TOE delivery according to the CC evaluation after this phase.

## 2 Conformance Claims

---

### 2.1 CC Conformance Claim

This security target claims to be conformant to the Common Criteria version 3.1, which comprises

- Common Criteria for Information Technology Security Evaluation, Part 1: Introduction and General Model; CCMB-2012-09-001, Version 3.1, Revision 4, September 2012 [CC-1]
- Common Criteria for Information Technology Security Evaluation, Part 2: Security Functional Requirements; CCMB-2012-09-002, Version 3.1, Revision 4, September 2012 [CC-2]
- Common Criteria for Information Technology Security Evaluation, Part 3: Security Assurance Requirements; CCMB-2012-09-003, Version 3.1, Revision 4, September 2012 [CC-3]

as follows:

- Part 2 extended
  - FAU\_SAS Audit data storage
  - FCS\_RND Generation of random numbers
  - FIA\_API Authentication proof of identity
  - FMT\_LIM Limited capabilities and availability
  - FPT\_EMS TOE emanation
- Part 3 conformant

The Common Methodology for Information Technology Security Evaluation (CEM), Evaluation Methodology; CCMB-2012-09-004, Version 3.1, Revision 4, September 2012 [CEM] has been taken into account.

### 2.2 PP Claim

This security target (ST) claims strict conformance to:

- Common Criteria Protection Profile Machine Readable Travel Document with "ICAO Application", Extended Access Control with PACE (EAC PP) BSI-CC-PP-0056-V2-2012, Version 1.3.2, 5th December 2012 [EAC-PP-V2].
- Protection Profile Machine Readable Travel Document using Standard Inspection Procedure with PACE, BSI-CC-PP-0068-V2-2011-MA-01, Version 1.0.1, 22 July 2014, BSI [PACE-PP].

The [EAC-PP-V2] claims strict conformance to the PACE Protection Profile Machine Readable Travel Document using Standard Inspection Procedure with PACE, BSI-CC-PP-0068-V2-2011, Version 1.0, 2<sup>nd</sup> November 2011, BSI.

## 2.3 Package Claim

This ST is conforming to assurance package EAL5 augmented with ALC\_DVS.2 and AVA\_VAN.5 defined in CC part 3 [CC-3].

## 2.4 PP Conformance Rationale

This ST claims strict conformance to [EAC-PP-V2]. According to hints in [EAC-PP-V2] parts of the [PACE-PP] have been included into this ST. A detailed justification is given in the following.

Main aspects:

- The TOE description (chapter 1.3) is based on the TOE definition and TOE usage of [EAC-PP, 1.1]. It was enhanced by product specific details.
- All definitions of the security problem definition in [EAC-PP, 3] have been taken exactly from this protection profile in the same wording.
- All security objectives have been taken exactly from [EAC-PP, 4] in the same wording.
- The part of extended components definition has been taken originally from [EAC-PP, 5].
- All SFRs for the TOE have been taken originally from the [EAC-PP, 6.1] added by according iterations, selections and assignments.
- The security assurance requirements (SARs) have been taken originally from the EAC-PP. The requirements are shifted to those of EAL 5+.

This Security Target adds the following security functional requirements to support Active Authentication:

- FCS\_COP.1/SIG\_GEN
- FIA\_API.1/AA
- FMT\_MTD.1/AAPK

The additional functionality of Password Authenticated Connection Establishment with Chip Authentication Mapping (PACE-CAM) has been added to the TOE. It possesses the same security requirements as the PACE functionality, which means that the same security problem definition is applicable for PACE-CAM.



The following additional SFRs have been defined for PACE-CAM:

- FIA\_UID.1/PACE\_CAM
- FIA\_UAU.1/PACE\_CAM
- FIA\_UAU.4/PACE\_CAM
- FIA\_UAU.5/PACE\_CAM
- FIA\_UAU.6/PACE\_CAM
- FMT\_MTD.1/PACE\_CAM\_KEY\_READ
- FMT\_MTD.1/PACE\_CAM\_KEY\_WRITE

## 3 Security Problem Definition

---

### 3.1 Assets

The assets to be protected by the TOE include the User Data on the travel document's chip, user data transferred between the TOE and the terminal, and travel document tracing data from PACE PP [PACE-PP], chapter 3.1, claimed by [EAC-PP-V2]:

#### 3.1.1 *Primary Assets travel document*

##### **user data stored on the TOE**

All data (being not authentication data) stored in the context of the ePassport application of the travel document as defined in [ICAO-9303] and being allowed to be read out solely by an authenticated terminal acting as Basic Inspection System with PACE (in the sense of [ICAO-9303]). This asset covers "User Data on the MRTD's chip", "Logical MRTD Data" and "Sensitive User Data" in [BAC-PP].

The generic security properties to be maintained by the current security policy are:

- Confidentiality
- Integrity
- Authenticity

##### **user data transferred between the TOE and the terminal connected**

The terminal connected is an authority represented by Basic Inspection System with PACE.

All data (being not authentication data) being transferred in the context of the ePassport application of the travel document as defined in [ICAO-9303] part 11 between the TOE and an authenticated terminal acting as Basic Inspection System with PACE (in the sense of [ICAO-9303] part 11). User data can be received and sent.

The generic security properties to be maintained by the current security policy are:

- Confidentiality
- Integrity
- Authenticity

##### **travel document tracing data**

Technical information about the current and previous locations of the travel document gathered unnoticeable by the travel document holder recognizing the TOE not knowing any PACE password. TOE tracing data can be provided / gathered.

The generic security property to be maintained by the current security policy is:

Unavailability

### **3.1.2 Secondary Assets travel document**

#### **Accessibility to the TOE functions and data only for authorised subjects**

Property of the TOE to restrict access to TSF and TSF-data stored in the TOE to authorized subjects only.

The property to be maintained by the current security policy is:

Availability

#### **Genuineness of the TOE**

Property of the TOE to be authentic in order to provide claimed security functionality in a proper way. This asset also covers "Authenticity of the MRTD's chip" in [BAC-PP]

The property to be maintained by the current security policy is:

Availability

#### **TOE internal secret cryptographic keys**

Permanently or temporarily stored secret cryptographic material used by the TOE in order to enforce its security functionality.

The properties to be maintained by the current security policy are:

Confidentiality

Integrity

#### **TOE internal non-secret cryptographic material**

Permanently or temporarily stored non-secret cryptographic (public) keys and other non-secret material (Document Security Object SOD containing digital signature) used by the TOE in order to enforce its security functionality.

The properties to be maintained by the current security policy are:

Integrity

Authenticity

#### **travel document communication establishment authorisation data**

Restricted-reveal able authorization information for a human user being used for verification of the authorisation attempts as authorized user (PACE password). These data are stored in the TOE and are not to be send to it.

The properties to be maintained by the current security policy are:

Confidentiality

Integrity

All primary assets represent User Data in the sense of the CC. The secondary assets represent TSF and TSF-data in the sense of the CC, see [PACE-PP, 3.1].

The secondary assets also have to be protected by the TOE in order to achieve a sufficient protection of the primary assets.

### **3.1.3 Additional Assets**

#### **Logical travel document sensitive User Data**

Sensitive biometric reference data (EF.DG3, EF.DG4)

#### **Authenticity of the travel document chip**

The authenticity of the travel document's chip personalised by the issuing State or Organisation for the travel document holder is used by the traveler to prove his possession of a genuine travel document.

## **3.2 Users / Subjects**

### **3.2.1 Subjects listed in PP PACE**

This ST considers the following external entities and subjects from [PACE-PP] chapter 3.1:

#### **travel document holder**

Definition A person for whom the travel document Issuer has personalized the travel document. This entity is commensurate with 'MRTD Holder' in [BAC-PP]. Please note that a travel document holder can also be an attacker (s. below).

#### **travel document presenter**

A person presenting the travel document to a terminal and claiming the identity of the travel document holder. This external entity is commensurate with 'Traveler' in [BAC-PP]. Please note that a travel document presenter can also be an attacker (s. below)

#### **Terminal**

A terminal is any technical system communicating with the TOE either through the contact interface or through the contactless interface. The role 'Terminal' is the default role for any terminal being recognised by the TOE as not being PACE authenticated ('Terminal' is used by the travel document presenter). This entity is commensurate with 'Terminal' in [BAC-PP].

#### **Basic Inspection System with BIS-PACE**

A technical system being used by an inspecting authority and verifying the travel document presenter as the travel Document holder (for ePassport: by comparing the real biometric data (face) of the travel document presenter with



the stored biometric data (DG2) of the travel document holder). BIS-PACE implements the terminal's part of the PACE protocol and authenticates itself to the travel document using a shared password (PACE password) and supports Passive Authentication.

### **Document Signer (DS)**

An organisation enforcing the policy of the CSCA and signing the Document Security Object stored on the travel document for passive authentication. A Document Signer is authorised by the national CSCA issuing the Document Signer Certificate (CDS), see [ICAO-9303]. This role is usually delegated to a Personalisation Agent.

### **Country Signing Certification Authority (CSCA)**

An organisation enforcing the policy of the travel document Issuer with respect to confirming correctness of user and TSF data stored in the travel document. The CSCA represents the country specific root of the PKI for the travel document and creates the Document Signer Certificates within this PKI. The CSCA also issues the self-signed CSCA Certificate (CCSCA) having to be distributed by strictly secure diplomatic means, see [ICAO-9303], 5.5.1.

### **Personalisation Agent**

An organization acting on behalf of the travel document Issuer to personalise the travel document for the travel document holder by some or all of the following activities:

- (i) establishing the identity of the travel document holder for the biographic data in the travel document,
- (ii) enrolling the biometric reference data of the travel document holder,
- (iii) writing a subset of these data on the physical travel document (optical personalisation) and storing them in the travel document (electronic personalisation) for the travel document holder as defined in [ICAO-9303],
- (iv) writing the document details data,
- (v) writing the initial TSF data, (vi) signing the Document Security Object defined in [ICAO-9303](in the role of DS). Please note that the role 'Personalisation Agent' may be distributed among several institutions according to the operational policy of the travel document Issuer. This entity is commensurate with 'Personalisation agent' in [BAC-PP].

### **Manufacturer**

Generic term for the IC Manufacturer producing integrated circuit and the travel document Manufacturer completing the IC to the travel document. The Manufacturer is the default user of the TOE during the manufacturing life cycle phase. The TOE itself does not distinguish between the IC Manufacturer and travel document Manufacturer using this role Manufacturer. This entity is commensurate with 'Manufacturer' in [BAC-PP].

## **Attacker**

A threat agent (a person or a process acting on his behalf) trying to undermine the security policy defined by the current PP, especially to change properties of the assets having to be maintained. The attacker is assumed to possess an at most high attack potential. Please note that the attacker might 'capture' any subject role recognised by the TOE. This external entity is commensurate with 'Attacker' in [BAC-PP].

Additionally to this definition, the definition of an attacker is refined as follows:  
A threat agent trying

- (i) to manipulate the logical travel document without authorization,
- (ii) to read sensitive biometric reference data (i.e. EF.DG3, EF.DG4),
- (iii) to forge a genuine travel document, or
- (iv) to trace a travel document.

### **3.2.2 Additional Subjects**

Furthermore this ST considers the following additional subjects from [EAC-PP-V2]:

#### **Country Verifying Certification Authority**

The Country Verifying Certification Authority (CVCA) enforces the privacy policy of the issuing State or Organisation with respect to the protection of sensitive biometric reference data stored in the travel document. The CVCA represents the country specific root of the PKI of Inspection Systems and creates the Document Verifier Certificates within this PKI. The updates of the public key of the CVCA are distributed in the form of Country Verifying CA Link-Certificates.

#### **Document Verifier**

The Document Verifier (DV) enforces the privacy policy of the receiving State with respect to, the protection of sensitive biometric reference data to be handled by the Extended Inspection Systems. The Document Verifier manages the authorization of the Extended Inspection Systems for the sensitive data of the travel document in the limits provided by the issuing States or Organisations in the form of the Document Verifier Certificates.

#### **Inspection system (IS)**

A technical system used by the border control officer of the receiving State (i) examining an travel document presented by the traveler and verifying its authenticity and (ii) verifying the traveler as travel document holder.

The Extended Inspection System (EIS) performs the Advanced Inspection Procedure and therefore

- (i) contains a terminal for the communication with the travel document's chip,
- (ii) implements the terminals part of PACE and/or BAC;

- (iii) gets the authorization to read the logical travel document either under PACE or BAC by optical reading the travel document providing this information.
- (iv) implements the Terminal Authentication and Chip Authentication Protocols both Version 1 according to [TR-03110-1] and
- (v) is authorized by the issuing State or Organisation through the Document Verifier of the receiving State to read the sensitive biometric reference data. Security attributes of the EIS are defined by means of the Inspection System Certificates. BAC may only be used if supported by the TOE. If both PACE and BAC are supported by the TOE and the BIS, PACE must be used.

### 3.3 Threats

This section describes the threats to be averted by the TOE independently or in collaboration with its IT environment. These threats result from the TOE method of use in the operational environment and the assets stored in or protected by the TOE. Threats to be averted by the TOE and its environment.

#### 3.3.1 Threats listed in PP PACE

##### T.Skimming

###### **Skimming travel document / Capturing Card-Terminal Communication**

Adverse action: An attacker imitates an inspection system in order to get access to the user data stored on or transferred between the TOE and the inspecting authority connected via the contactless/contact interface of the TOE.

Threat agent: having high attack potential, cannot read and does not know the correct value of the shared password (PACE password) in advance.

Asset: confidentiality of logical travel document data.

##### T.Eavesdropping

###### **Eavesdropping on the communication between the TOE and the PACE terminal**

Adverse action: An attacker is listening to the communication between the travel document and the PACE authenticated BIS-PACE in order to gain the user data transferred between the TOE and the terminal connected.

Threat agent: having high attack potential, cannot read and does not know the correct value of the shared password (PACE password) in advance.

Asset: confidentiality of logical travel document data.

##### T.Tracing

###### **Tracing travel document**

Adverse action: An attacker tries to gather TOE tracing data (i.e. to trace the movement of the travel document) unambiguously identifying it remotely by establishing or listening to a communication via the contactless/contact interface of the TOE.

Threat agent: having high attack potential, cannot read and does not know the correct value of the shared password (PACE password) in advance.

Asset: privacy of the travel document holder.

## **T.Forgery**

### **Forgery of Data**

Adverse action: An attacker fraudulently alters the User Data or/and TSF-data stored on the travel document or/and exchanged between the TOE and the terminal connected in order to outsmart the PACE authenticated BIS-PACE or EIS-PACE by means of changed travel document holder's related reference data (like biographic or biometric data). The attacker does it in such a way that the terminal connected perceives these modified data as authentic one.

Threat agent: having high attack potential.

Asset: integrity of the travel document.

## **T.Abuse-Func**

### **Abuse of Functionality**

Adverse action: An attacker may use functions of the TOE which shall not be used in TOE operational phase in order (i) to manipulate or to disclose the User Data stored in the TOE, (ii) to manipulate or to disclose the TSF-data stored in the TOE or (iii) to manipulate (bypass, deactivate or modify) soft-coded security functionality of the TOE. This threat addresses the misuse of the functions for the initialisation and personalisation in the operational phase after delivery to the travel document holder.

Threat agent: having high attack potential, being in possession of one or more legitimate travel documents.

Asset: integrity and authenticity of the travel document, availability of the functionality of the travel document.

## **T.Information\_Leakage**

### **Information Leakage from travel document**

Adverse action: An attacker may exploit information leaking from the TOE during its usage in order to disclose confidential User Data or/and TSF-data stored on the travel document or/and exchanged between the TOE and the terminal connected. The information leakage may be inherent in the normal operation or caused by the attacker.

Threat agent: having high attack potential.

Asset: confidentiality of User Data and TSF-data of the travel document.

## **T.Phys-Tamper**

### **Physical Tampering**

Adverse action: An attacker may perform physical probing of the travel document in order (i) to disclose the TSF-data, or (ii) to disclose/reconstruct the TOE's Embedded Software.

An attacker may physically modify the travel document in order to alter (i) its security functionality (hardware and software part, as well), (ii) the User Data or the TSF-data stored on the travel document.

Threat agent: having high attack potential, being in possession of one or more legitimate travel documents.

Asset: integrity and authenticity of the travel document, availability of the functionality of the travel document, confidentiality of User Data and TSF-data of the travel document.

## **T.Malfunction**

### **Malfunction due to Environmental Stress**

Adverse action: An attacker may cause a malfunction the travel document's hardware and Embedded Software by applying environmental stress in order to (i) deactivate or modify security features or functionality of the TOE' hardware or to (ii) circumvent, deactivate or modify security functions of the TOE's Embedded Software. This may be achieved e.g. by operating the travel document outside the normal operating conditions, exploiting errors in the travel document's Embedded Software or misusing administrative functions. To exploit these vulnerabilities an attacker needs information about the functional operation.

Threat agent: having high attack potential, being in possession of one or more legitimate travel documents, having information about the functional operation

Asset: integrity and authenticity of the travel document, availability of the functionality of the travel document, confidentiality of User Data and TSF-data of the travel document.

## **3.3.2 Additional Threats**

### **T.Read\_Sensitive\_Data**

#### **Read the sensitive biometric reference data**

Adverse action: An attacker tries to gain the sensitive biometric reference data through the communication interface of the travel document's chip.

The attack T.Read\_Sensitive\_Data is similar to the threat T.Skimming (cf. [PP\_BAC]) in respect of the attack path (communication interface) and the motivation (to get data stored on the travel document's chip) but differs from those in the asset under the attack (sensitive biometric reference data vs. digital MRZ, digitized portrait and other data), the opportunity (i.e. knowing the PACE Password) and therefore the possible attack methods. Note, that the sensitive biometric reference data are stored only on the travel document's chip as private sensitive personal data whereas the MRZ data and the portrait are visually readable on the physical part of the travel document as well.

Threat agent: having high attack potential, knowing the PACE Password, being in possession of a legitimate travel document.

Asset: confidentiality of logical travel document sensitive user data(i.e. biometric reference)

## T.Counterfeit

### Counterfeit of travel document chip data

Adverse action: An attacker with high attack potential produces an unauthorized copy or reproduction of a genuine travel document's chip to be used as part of a counterfeit travel document. This violates the authenticity of the travel document's chip used for authentication of a traveler by possession of a travel document. The attacker may generate a new data set or extract completely or partially the data from a genuine travel document's chip and copy them to another appropriate chip to imitate this genuine travel document's chip.

Threat agent: having high attack potential, being in possession of one or more legitimate travel documents.

Asset: authenticity of user data stored on the TOE

## 3.4 Organisational Security Policies

The TOE shall comply to the following organization security policies (OSP) as security rules, procedures, practices, or guidelines imposed by an organization upon its operations (see CC part 1 [CC-1], sec. 3.2).

### 3.4.1 OSP listed in PP PACE

#### P.Manufact

##### Manufacturing of the travel document's chip

The Initialisation Data are written by the IC Manufacturer to identify the IC uniquely. The travel document Manufacturer writes the Pre-personalisation Data which contains at least the Personalisation Agent Key.

#### P.Pre-Operational

##### Pre-operational handling of the travel document

1. The travel document Issuer issues the travel document and approves it using the terminals complying with all applicable laws and regulations.
2. The travel document Issuer guarantees correctness of the user data (amongst other of those, concerning the travel document holder) and of the TSF-data permanently stored in the TOE
3. The travel document Issuer uses only such TOE's technical components (IC) which enable traceability of the travel documents in their manufacturing and issuing life cycle phases, i.e. before they are in the operational phase

4. If the travel document Issuer authorises a Personalisation Agent to personalise the travel document for travel document holders, the travel document Issuer has to ensure that the Personalisation Agent acts in accordance with the travel document Issuer's policy.

## **P.Card\_PKI**

### **PKI for Passive Authentication (issuing branch)**

1. The travel document Issuer shall establish a public key infrastructure for the passive authentication, i.e. for digital signature creation and verification for the travel document. For this aim, he runs a Country Signing Certification Authority (CSCA). The travel document Issuer shall publish the CSCA Certificate (CCSCA).
2. The CSCA shall securely generate, store and use the CSCA key pair. The CSCA shall keep the CSCA Private Key secret and issue a self-signed CSCA Certificate (CCSCA) having to be made available to the travel document Issuer by strictly secure means, see [ICAO-9303], 5.5.1. The CSCA shall create the Document Signer Certificates for the Document Signer Public Keys (CDS) and make them available to the travel document Issuer, see [ICAO-9303], 5.5.1.
3. A Document Signer shall (i) generate the Document Signer Key Pair, (ii) hand over the Document Signer Public Key to the CSCA for certification, (iii) keep the Document Signer Private Key secret and (iv) securely use the Document Signer Private Key for signing the Document Security Objects of travel documents.

## **P.Trustworthy\_PKI**

### **Trustworthiness of PKI**

The CSCA shall ensure that it issues its certificates exclusively to the rightful organisations (DS) and DSs shall ensure that they sign exclusively correct Document Security Objects to be stored on the travel document.

## **P.Terminal**

### **Abilities and trustworthiness of terminals**

The Basic Inspection Systems with PACE (BIS-PACE) shall operate their terminals as follows:

1. The related terminals (basic inspection system, cf. above) shall be used by terminal operators and by travel document holders as defined in [ICAO-9303].
2. They shall implement the terminal parts of the PACE protocol [ICAO-9303] part 11, of the Passive Authentication [ICAO-9303] and use them in this order. The PACE terminal shall use randomly and (almost) uniformly selected nonces, if required by the protocols (for generating ephemeral keys for Diffie-Hellmann).
3. The related terminals need not to use any own credentials.
4. They shall also store the Country Signing Public Key and the Document Signer Public Key (in form of CCSCA and CDS) in order to enable and to



perform Passive Authentication (determination of the authenticity of data groups stored in the travel document, [ICAO-9303]).

5. The related terminals and their environment shall ensure confidentiality and integrity of respective data handled by them (e.g. confidentiality of PACE passwords, integrity of PKI certificates, etc.), where it is necessary for a secure operation of the TOE according to the PP [PACE-PP].

### **3.4.2 Additional OSPs from PP EAC**

#### **P.Sensitive\_Data**

##### **Privacy of sensitive biometric reference data**

The biometric reference data of finger(s) (EF.DG3) and iris image(s) (EF.DG4) are sensitive private personal data of the travel document holder. The sensitive biometric reference data can be used only by inspection systems which are authorized for this access at the time the travel document is presented to the inspection system (Extended Inspection Systems). The issuing State or Organization authorizes the Document Verifiers of the receiving States to manage the authorization of inspection systems within the limits defined by the Document Verifier Certificate. The travel document's chip shall protect the confidentiality and integrity of the sensitive private personal data even during transmission to the Extended Inspection System after Chip Authentication Version 1.

#### **P.Personalisation**

##### **Personalisation of the travel document by issuing State or Organisation only**

The issuing State or Organisation guarantees the correctness of the biographical data, the printed portrait and the digitized portrait, the biometric reference data and other data of the logical travel document with respect to the travel document holder. The personalisation of the travel document for the holder is performed by an agent authorized by the issuing State or Organisation only.

## **3.5 Assumptions**

The assumptions describe the security aspects of the environment in which the TOE will be used or is intended to be used.

#### **A.Passive\_Auth**

**PKI for Passive Authentication** The issuing and receiving States or Organisations establish a public key infrastructure for passive authentication i.e. digital signature creation and verification for the logical travel document. The issuing State or Organisation runs a Certification Authority (CA) which securely generates, stores and uses the Country Signing CA Key pair. The CA keeps the Country Signing CA Private Key secret and is recommended to distribute the Country Signing CA Public Key to ICAO, all receiving States maintaining its integrity. The Document Signer (i) generates the Document



Signer Key Pair,(ii) hands over the Document Signer Public Key to the CA for certification, (iii) keeps the Document Signer Private Key secret and (iv) uses securely the Document Signer Private Key for signing the Document Security Objects of the travel documents. The CA creates the Document Signer Certificates for the Document Signer Public Keys that are distributed to the receiving States and Organisations. It is assumed that the Personalisation Agent ensures that the Document Security Object contains only the hash values of genuine user data according to [ICAO-9303].

### **A.Insp\_Sys**

**Inspection Systems for global interoperability** The Extended Inspection System (EIS) for global interoperability includes the Country Signing CA Public Key and implements the terminal part of PACE [ICAO-9303] part 11 and/or BAC [BAC-PP]. BAC may only be used if supported by the TOE. If both PACE and BAC are supported by the TOE and the IS, PACE must be used. The EIS reads the logical travel document under PACE or BAC and performs the Chip Authentication v.1 to verify the logical travel document and establishes secure messaging. EIS supports the Terminal Authentication Protocol v.1 in order to ensure access control and is authorized by the issuing State or Organisation through the Document Verifier of the receiving State to read the sensitive biometric reference data.

**Justification:** The assumption A.Insp\_Sys does not confine the security objectives of the [PACE-PP] as it repeats the requirements of P.Terminal and adds only assumptions for the Inspection Systems for handling the EAC functionality of the TOE.

### **A.Auth\_PKI**

**PKI for Inspection Systems** The issuing and receiving States or Organisations establish a public key infrastructure for card verifiable certificates of the Extended Access Control. The Country Verifying Certification Authorities, the Document Verifier and Extended Inspection Systems hold authentication key pairs and certificates for their public keys encoding the access control rights. The Country Verifying Certification Authorities of the issuing States or Organisations are signing the certificates of the Document Verifier and the Document Verifiers are signing the certificates of the Extended Inspection Systems of the receiving States or Organisations. The issuing States or Organisations distribute the public keys of their Country Verifying Certification Authority to their travel document's chip.

**Justification:** This assumption only concerns the EAC part of the TOE. The issuing and use of card verifiable certificates of the Extended Access Control is neither relevant for the PACE part of the TOE nor will the security objectives of the [PACE-PP] be restricted by this assumption. For the EAC functionality of the TOE the assumption is necessary because it covers the pre-requisite for performing the Terminal Authentication Protocol Version 1.

## 4 Security Objectives

---

This chapter describes the security objectives for the TOE and the security objectives for the TOE environment. The security objectives for the TOE environment are separated into security objectives for the development and production environment and security objectives for the operational environment.

### 4.1 Security Objectives for the TOE

This section describes the security objectives for the TOE addressing the aspects of identified threats to be countered by the TOE and organizational security policies to be met by the TOE.

#### 4.1.1 Security Objectives listed in PP PACE

##### **OT.Data\_Integrity**

###### **Integrity of Data**

The TOE must ensure integrity of the User Data and the TSF-data stored on it by protecting these data against unauthorised modification (physical manipulation and unauthorised modifying). The TOE must ensure integrity of the User Data and the TSF-data during their exchange between the TOE and the terminal connected (and represented by PACE authenticated BIS-PACE) after the PACE Authentication.

##### **OT.Data\_Authenticity**

###### **Authenticity of Data**

The TOE must ensure authenticity of the User Data and the TSF-data stored on it by enabling verification of their authenticity at the terminal-side. The TOE must ensure authenticity of the User Data and the TSF-data during their exchange between the TOE and the terminal connected (and represented by PACE authenticated BIS-PACE) after the PACE Authentication. It shall happen by enabling such a verification at the terminal-side (at receiving by the terminal) and by an active verification by the TOE itself (at receiving by the TOE).

##### **OT.Data\_Confidentiality**

###### **Confidentiality of Data**

The TOE must ensure confidentiality of the User Data and the TSF-data by granting read access only to the PACE authenticated BIS-PACE connected. The TOE must ensure confidentiality of the User Data and the TSF-data during their exchange between the TOE and the terminal connected (and represented by PACE authenticated BIS-PACE) after the PACE Authentication.

## **OT.Tracing**

### **Tracing travel document**

The TOE must prevent gathering TOE tracing data by means of unambiguous identifying the travel document remotely through establishing or listening to a communication via the contactless/contact interface of the TOE without knowledge of the correct values of shared passwords (PACE passwords) in advance.

## **OT.Prot\_Abuse-Func**

### **Protection against Abuse of Functionality**

The TOE must prevent that functions of the TOE, which may not be used in TOE operational phase, can be abused in order (i) to manipulate or to disclose the User Data stored in the TOE, (ii) to manipulate or to disclose the TSF-data stored in the TOE, (iii) to manipulate (bypass, deactivate or modify) soft-coded security functionality of the TOE.

## **OT.Prot\_Inf\_Leak**

**Potection against Information Leakage** The TOE must provide protection against disclosure of confidential User Data or/and TSF-data stored and/or processed by the travel document

- by measurement and analysis of the shape and amplitude of signals or the time between events found by measuring signals on the electromagnetic field, power consumption, clock, or I/O lines,
- by forcing a malfunction of the TOE and/or
- by a physical manipulation of the TOE.

## **OT.Prot\_Phys-Tamper**

### **Protection against Physical Tampering**

The TOE must provide protection the confidentiality and integrity of the User Data, the TSF Data, and the MRTD's chip Embedded Software. This includes protection against attacks with high attack potential by means of

- measuring through galvanic contacts which is direct physical probing on the chips surface except on pads being bonded (using standard tools for measuring voltage and current) or
- measuring not using galvanic contacts but other types of physical interaction between charges (using tools used in solid-state physics research and IC failure analysis)
- manipulation of the hardware and its security features, as well as controlled manipulation of memory contents (User Data, TSF Data) with a prior
- reverse-engineering to understand the design and its properties and functions.

## **OT.Prot\_Malfunction**

### **Protection against Malfunctions**

The TOE must ensure its correct operation. The TOE must prevent its operation outside the normal operating conditions where reliability and secure operation have not been proven or tested. This is to prevent functional errors in the TOE. The environmental conditions may include external energy (especially electromagnetic) fields, voltage (on any contacts), clock frequency or temperature.

## **OT.Identification**

### **Identification and Authentication of the TOE**

The TOE must provide means to store Initialisation and Pre-Personalisation Data in its non-volatile memory. The Initialisation Data must provide a unique identification of the IC during the manufacturing and the card issuing life cycle phases of the travel document. The storage of the Pre-Personalisation data includes writing of the Personalisation Agent Key(s).

## **OT.AC\_Pers**

### **Access Control for Personalisation of logical MRTD**

The TOE must ensure that the logical travel document data in EF.DG1 to EF.DG16, the Document Security Object according to LDS [ICAO-9303] and the TSF data can be written by authorized Personalisation Agents only. The logical travel document data in EF.DG1 to EF.DG16 and the TSF data may be written only during and cannot be changed after personalisation of the document.

## **4.1.2 Additional Security Objectives from PP EAC**

## **OT.Sens\_Data\_Conf**

### **Confidentiality of sensitive biometric reference data**

The TOE must ensure the confidentiality of the sensitive biometric reference data (EF.DG3 and EF.DG4) by granting read access only to authorized Extended Inspection Systems. The authorization of the inspection system is drawn from the Inspection System Certificate used for the successful authentication and shall be a non-strict subset of the authorization defined in the Document Verifier Certificate in the certificate chain to the Country Verifier Certification Authority of the issuing State or Organisation. The TOE must ensure the confidentiality of the logical travel document data during their transmission to the Extended Inspection System. The confidentiality of the sensitive biometric reference data shall be protected against attacks with high attack potential.

## **OT.Chip\_Auth\_Proof**

### **Proof of the travel document's chip authenticity**

The TOE must support the Inspection Systems to verify the identity and authenticity of the travel document's chip as issued by the identified issuing State or Organisation by means of the Chip Authentication Version 1 as

defined in [TR-03110-1]. The authenticity proof provided by travel document's chip shall be protected against attacks with high attack potential.

## 4.2 Security Objectives for the Operational Environment

### 4.2.1 Issuing State or Organisation

The Issuing State or Organization will implement the following security objectives of the TOE environment.

#### OE.Legislative\_Compliance

##### Issuing of the travel document

The travel document Issuer must issue the travel document and approve it using the terminals complying with all applicable laws and regulations.

#### OE.Auth\_Key\_Travel\_Document

##### Travel document Authentication Key

The issuing State or Organisation has to establish the necessary public key infrastructure in order to (i) generate the travel document's Chip Authentication Key Pair, (ii) sign and store the Chip Authentication Public Key in the Chip Authentication Public Key data in EF.DG14 and (iii) support inspection systems of receiving States or Organisations to verify the authenticity of the travel document's chip used for genuine travel document by certification of the Chip Authentication Public Key by means of the Document Security Object.

**Justification:** This security objective for the operational environment is needed additionally to those from [PACE-PP] in order to counter the Threat T.Counterfeit as it specifies the pre-requisite for the Chip Authentication Protocol Version 1 which is one of the additional features of the TOE described only in [EAC-PP-V2] and not in [PACE-PP].

#### OE.Authoriz\_Sens\_Data

##### Authorization for Use of Sensitive Biometric Reference Data

The issuing State or Organisation has to establish the necessary public key infrastructure in order to limit the access to sensitive biometric reference data of travel document holders to authorized receiving States or Organisations. The Country Verifying Certification Authority of the issuing State or Organisation generates card verifiable Document Verifier Certificates for the authorized Document Verifier only.

**Justification:** This security objective for the operational environment is needed additionally to those from [PACE-PP] in order to handle the Threat T.Read\_Sensitive\_Data, the Organisational Security Policy P.Sensitive\_Data and the Assumption A.Auth\_PKI as it specifies the pre-requisite for the Terminal Authentication Protocol v.1 as it concerns the need of an PKI for this

protocol and the responsibilities of its root instance. The Terminal Authentication Protocol v.1 is one of the additional features of the TOE described only in [EAC-PP-V2] and not in [PACE-PP].

#### **4.2.2 Travel document Issuer and CSCA: travel document PKI (issuing) branch**

The travel document Issuer and the related CSCA will implement the following security objectives for the TOE environment:

##### **OE.Passive\_Auth\_Sign**

###### **Authentication of travel document by Signature.**

The travel document Issuer has to establish the necessary public key infrastructure as follows: the CSCA acting on behalf and according to the policy of the travel document Issuer must

- (i) generate a cryptographically secure CSCA Key Pair,
- (ii) ensure the secrecy of the CSCA Private Key and sign Document Signer Certificates in a secure operational environment, and
- (iii) publish the Certificate of the CSCA Public Key (CCSCA). Hereby authenticity and integrity of these certificates are being maintained.

A Document Signer acting in accordance with the CSCA policy must

- (i) generate a cryptographically secure Document Signing Key Pair,
- (ii) ensure the secrecy of the Document Signer Private Key,
- (iii) hand over the Document Signer Public Key to the CSCA for certification,
- (iv) sign Document Security Objects of genuine travel documents in a secure operational environment only.

The digital signature in the Document Security Object relates to all hash values for each data group in use according to [ICAO-9303]. The Personalisation Agent has to ensure that the Document Security Object contains only the hash values of genuine user data according to [ICAO-9303]. The CSCA must issue its certificates exclusively to the rightful organisations (DS) and DSs must sign exclusively correct Document Security Objects to be stored on travel document.

##### **OE.Personalisation**

###### **Personalisation of travel document**

The travel document Issuer must ensure that the Personalisation Agents acting on his behalf

- (i) establish the correct identity of the travel document holder and create the biographical data for the travel document,
- (ii) enroll the biometric reference data of the travel document holder,
- (iii) write a subset of these data on the physical Passport (optical personalisation) and store them in the travel document (electronic

- personalisation) for the travel document holder as defined in [ICAO-9303],
- (iv) write the document details data,
  - (v) write the initial TSF data,
  - (vi) sign the Document Security Object defined in [ICAO-9303] (in the role of a DS).

### **4.2.3 Terminal operator: Terminal receiving branch**

#### **OE.Terminal**

##### **Terminal operating**

The terminal operators must operate their terminals as follows:

- 1.) The related terminals (basic inspection systems, cf. above) are used by terminal operators and by travel document holders as defined in [ICAO-9303].
- 2.) The related terminals implement the terminal parts of the PACE protocol [ICAO-9303] part 11, of the Passive Authentication [ICAO-9303] part 11 (by verification of the signature of the Document Security Object) and use them in this order. The PACE terminal uses randomly and (almost) uniformly selected nonces, if required by the protocols (for generating ephemeral keys for Diffie-Hellmann).
- 3.) The related terminals need not to use any own credentials.
- 4.) The related terminals securely store the Country Signing Public Key and the Document Signer Public Key (in form of CCSCA and CDS) in order to enable and to perform Passive Authentication of the travel document (determination of the authenticity of data groups stored in the travel document, [ICAO-9303] part 12).
- 5.) The related terminals and their environment must ensure confidentiality and integrity of respective data handled by them (e.g. confidentiality of the PACE passwords, integrity of PKI certificates, etc.), where it is necessary for a secure operation of the TOE according to the current PP.

### **4.2.4 Travel document holder Obligations**

#### **OE.Travel\_Document\_Holder**

##### **Travel document holder Obligations**

The travel document holder may reveal, if necessary, his or her verification values of the PACE password to an authorized person or device who definitely act according to respective regulations and are trustworthy.

### **4.2.5 Receiving State or Organisation**

#### **OE.Exam\_Travel\_Document**

##### **Examination of the physical part of the travel document**



The inspection system of the receiving State or Organisation must examine the travel document presented by the traveler to verify its authenticity by means of the physical security measures and to detect any manipulation of the physical part of the travel document. The Basic Inspection System for global interoperability (i) includes the Country Signing CA Public Key and the Document Signer Public Key of each issuing State or Organisation, and (ii) implements the terminal part of PACE [ICAO-9303] part 11 and/or the Basic Access Control [ICAO-9303]. Extended Inspection Systems perform additionally to these points the Chip Authentication Protocol Version 1 to verify the Authenticity of the presented travel document's chip.

**Justification:** This security objective for the operational environment is needed additionally to those from [PACE-PP] in order to handle the Threat T.Counterfeit and the Assumption A.Insp\_Sys by demanding the Inspection System to perform the Chip Authentication protocol v.1. OE.Exam\_Travel\_Document also repeats partly the requirements from OE.Terminal in [PACE-PP] and therefore also counters T.Forgery and A.Passive\_Auth from [PACE-PP]. This is done because a new type of Inspection System is introduced in this PP as the Extended Inspection System is needed to handle the additional features of a travel document with Extended Access Control.

## **OE.Prot\_Logical\_Travel\_Document**

### **Protection of data from the logical travel document**

The inspection system of the receiving State or Organisation ensures the confidentiality and integrity of the data read from the logical travel document. The inspection system will prevent eavesdropping to their communication with the TOE before secure messaging is successfully established based on the Chip Authentication Protocol Version 1.

**Justification:** This security objective for the operational environment is needed additionally to those from [PACE-PP] in order to handle the Assumption A.Insp\_Sys by requiring the Inspection System to perform secure messaging based on the Chip Authentication Protocol v.1.

## **OE.Ext\_Insp\_Systems**

### **Authorization of Extended Inspection Systems**

The Document Verifier of receiving States or Organisations authorizes Extended Inspection Systems by creation of Inspection System Certificates for access to sensitive biometric reference data of the logical travel document. The Extended Inspection System authenticates themselves to the travel document's chip for access to the sensitive biometric reference data with its private Terminal Authentication Key and its Inspection System Certificate.

**Justification:** This security objective for the operational environment is needed additionally to those from [PACE-PP] in order to handle the Threat T.Read\_Sensitive\_Data, the Organisational Security Policy P.Sensitive\_Data and the Assumption A.Auth\_PKI as it specifies the pre-requisite for the Terminal Authentication Protocol v.1 as it concerns the responsibilities of the Document Verifier instance and the Inspection Systems.



## 4.3 Security Objectives Rationale

### 4.3.1 Threats

#### 4.3.1.1 Threats listed in PP PACE

**T.Skimming** addresses accessing the User Data (stored on the TOE or transferred between the TOE and the terminal) using the TOE's contactless/contact interface. This threat is countered by the security objectives OT.Data\_Integrity, OT.Data\_Authenticity and OT.Data\_Confidentiality through the PACE authentication. The objective OE.Travel\_Document\_Holder ensures that a PACE session can only be established either by the travel document holder itself or by an authorised person or device, and, hence, cannot be captured by an attacker.

**T.Eavesdropping** addresses listening to the communication between the TOE and a rightful terminal in order to gain the User Data transferred there. This threat is countered by the security objective OT.Data\_Confidentiality through a trusted channel based on the PACE authentication.

**T.Tracing** addresses gathering TOE tracing data identifying it remotely by establishing or listening to a communication via the contactless/contact interface of the TOE, whereby the attacker does not a priori know the correct values of the PACE password. This threat is directly countered by security objectives OT.Tracing (no gathering TOE tracing data) and OE.Travel\_Document\_Holder (the attacker does not a priori know the correct values of the shared passwords).

**T.Forgery** 'Forgery of data' addresses the fraudulent, complete or partial alteration of the User Data or/and TSF-data stored on the TOE or/and exchanged between the TOE and the terminal. Additionally to the security objectives from PACE PP [PACE-PP] which counter this threat, the examination of the presented MRTD passport book according to OE.Exam\_Travel\_Document 'Examination of the physical part of the travel document' shall ensure its authenticity by means of the physical security measures and detect any manipulation of the physical part of the travel document.

The threat T.Forgery also addresses the fraudulent, complete or partial alteration of the User Data or/and TSF-data stored on the TOE or/and exchanged between the TOE and the terminal. The security objective OT.AC\_Pers requires the TOE to limit the write access for the travel document to the trustworthy Personalisation Agent (cf. OE.Personalisation). The TOE will protect the integrity and authenticity of the stored and exchanged User Data or/and TSF-data as aimed by the security objectives OT.Data\_Integrity and OT.Data\_Authenticity, respectively. The objectives OT.Prot\_Phys-Tamper and OT.Prot\_Abuse-Func contribute to protecting integrity of the User Data or/and TSF-data stored on the TOE. A terminal operator operating his terminals

according to OE.Terminal and performing the Passive Authentication using the Document Security Object as aimed by OE.Passive\_Auth\_Sign will be able to effectively verify integrity and authenticity of the data received from the TOE.

**T.Abuse-Func** addresses attacks of misusing TOE's functionality to manipulate or to disclosure the stored User- or TSF-data as well as to disable or to bypass the soft-coded security functionality. The security objective OT.Prot\_Abuse-Func ensures that the usage of functions having not to be used in the operational phase is effectively prevented.

**T.Information\_Leakage** is typical for integrated circuits like smart cards under direct attack with high attack potential. The protection of the TOE against this threat is obviously addressed by the directly related security objective OT.Prot\_Inf\_Leak.

**T.Phys-Tamper** is typical for integrated circuits like smart cards under direct attack with high attack potential. The protection of the TOE against this threat is obviously addressed by the directly related security objective OT.Prot\_Phys-Tamper.

**T.Malfunction** is typical for integrated circuits like smart cards under direct attack with high attack potential. The protection of the TOE against this threat is obviously addressed by the directly related security objective OT.Prot\_Malfunction.

#### 4.3.1.2 Additional Threats

**T.Read\_Sensitive\_Data** The threat T.Read\_Sensitive\_Data 'Read the sensitive biometric reference data' is countered by the TOE-objective OT.Sens\_Data\_Conf 'Confidentiality of sensitive biometric reference data' requiring that read access to EF.DG3 and EF.DG4 (containing the sensitive biometric reference data) is only granted to authorized inspection systems. Furthermore it is required that the transmission of these data ensures the data's confidentiality. The authorization bases on Document Verifier certificates issued by the issuing State or Organisation as required by OE.Authoriz\_Sens\_Data 'Authorization for use of sensitive biometric reference data'. The Document Verifier of the receiving State has to authorize Extended Inspection Systems by creating appropriate Inspection System certificates for access to the sensitive biometric reference data as demanded by OE.Ext\_Insp\_Systems 'Authorization of Extended Inspection Systems'.

**T.Counterfeit** 'Counterfeit of travel document chip data' addresses the attack of unauthorized copy or reproduction of the genuine travel document's chip. This attack is thwarted by chip an identification and authenticity proof required by OT.Chip\_Auth\_Proof 'Proof of travel document's chip authentication' using an authentication key pair to be generated by the issuing State or Organisation. The Public Chip Authentication Key has to be written into EF.DG14 and signed

by means of Documents Security Objects as demanded by OE.Auth\_Key\_Travel\_Document 'Travel document Authentication Key'. According to OE.Exam\_Travel\_Document 'Examination of the physical part of the travel document' the General Inspection system has to perform the Chip Authentication Protocol Version 1 to verify the authenticity of the travel document's chip.

### 4.3.2 Organisational Security Policies

#### 4.3.2.1 OSP listed in PP PACE

**P.Manufact** requires a unique identification of the IC by means of the Initialization Data and the writing of the Pre-personalisation Data as being fulfilled by **OT.Identification**.

**P.Pre-Operational** is enforced by the following security objectives: OT.Identification is affine to the OSP's property 'traceability before the operational phase; OT.AC\_Pers and OE.Personalisation together enforce the OSP's properties 'correctness of the User and the TSF-data stored' and 'authorisation of Personalisation Agents'; OE.Legislative\_Compliance is affine to the OSP's property 'compliance with laws and regulations'.

**P.Card\_PKI** is enforced by establishing the issuing PKI branch as aimed by the objectives OE.Passive\_Auth\_Sign (for the Document Security Object).

**P.Trustworthy\_PKI** is enforced by OE.Passive\_Auth\_Sign (for CSCA, issuing PKI branch).

**P.Terminal** 'Abilities and trustworthiness of terminals' is countered by the security objective OE.Exam\_Travel\_Document additionally to the security objectives from PACE PP [PACE-PP]. OE.Exam\_Travel\_Document enforces the terminals to perform the terminal part of the PACE protocol.

The OSP P.Terminal is obviously enforced by the objective OE.Terminal, whereby the one-to-one mapping between the related properties is applicable.

#### 4.3.2.2 Additional OSPs from PP EAC

**P.Sensitive\_Data** 'Privacy of sensitive biometric reference data' is fulfilled and the threat T.Read\_Sensitive\_Data 'Read the sensitive biometric reference data' is countered by the TOE-objective OT.Sens\_Data\_Conf 'Confidentiality of sensitive biometric reference data' requiring that read access to EF.DG3 and EF.DG4 (containing the sensitive biometric reference data) is only granted to authorized inspection systems. Furthermore it is required that the transmission of these data ensures the data's confidentiality. The authorization bases on Document Verifier certificates issued by the issuing State or Organisation as required by OE.Authoriz\_Sens\_Data 'Authorization for use of sensitive biometric reference data'. The Document Verifier of the receiving

State has to authorize Extended Inspection Systems by creating appropriate Inspection System certificates for access to the sensitive biometric reference data as demanded by OE.Ext\_Insp\_Systems 'Authorization of Extended Inspection Systems'.

**P.Personalisation** 'Personalisation of the travel document by issuing State or Organisation only' addresses the (i) the enrolment of the logical travel document by the Personalisation Agent as described in the security objective for the TOE environment OE.Personalisation 'Personalisation of logical travel document', and (ii) the access control for the user data and TSF data as described by the security objective OT.AC\_Pers 'Access Control for Personalisation of logical travel document'. Note the manufacturer equips the TOE with the Personalisation Agent Key(s) according to OT.Identification 'Identification and Authentication of the TOE'. The security objective OT.AC\_Pers limits the management of TSF data and the management of TSF to the Personalisation Agent.

#### 4.3.3 Assumptions

**A.Passive\_Auth** The assumption A.Passive\_Auth 'PKI for Passive Authentication' is directly covered by the security objective for the TOE environment OE.Passive\_Auth\_Sign 'Authentication of travel document by Signature' from PACE PP [PACE-PP] covering the necessary procedures for the Country Signing CA Key Pair and the Document Signer Key Pairs. The implementation of the signature verification procedures is covered by OE.Exam\_Travel\_Document 'Examination of the physical part of the travel document'.

**A.Insp\_Sys** The examination of the travel document addressed by the assumption A.Insp\_Sys 'Inspection Systems for global interoperability' is covered by the security objectives for the TOE environment OE.Exam\_Travel\_Document 'Examination of the physical part of the travel document' which requires the inspection system to examine physically the travel document, the Basic Inspection System to implement the Basic Access Control, and the Extended Inspection Systems to implement and to perform the Chip Authentication Protocol Version 1 to verify the Authenticity of the presented travel document's chip. The security objectives for the TOE environment OE.Prot\_Logical\_Travel\_Document 'Protection of data from the logical travel document' require the Inspection System to protect the logical travel document data during the transmission and the internal handling.

**A.Auth\_PKI** 'PKI for Inspection Systems' is covered by the security objective for the TOE environment OE.Authoriz\_Sens\_Data 'Authorization for use of sensitive biometric reference data' requires the CVCA to limit the read access to sensitive biometrics by issuing Document Verifier certificates for authorized receiving States or Organisations only. The Document Verifier of the receiving State is required by OE.Ext\_Insp\_Systems 'Authorization of Extended Inspection Systems' to authorize Extended Inspection Systems by creating

Inspection System Certificates. Therefore, the receiving issuing State or Organisation has to establish the necessary public key infrastructure.

#### 4.3.4 SPD and Security Objectives

Threats	Security Objectives	Rationale
<a href="#">T.Skimming</a>	<a href="#">OT.Data_Integrity</a> , <a href="#">OT.Data_Authenticity</a> , <a href="#">OT.Data_Confidentiality</a> , <a href="#">OE.Travel_Document_Holder</a>	<a href="#">Section 4.3.1</a>
<a href="#">T.Eavesdropping</a>	<a href="#">OT.Data_Confidentiality</a>	<a href="#">Section 4.3.1</a>
<a href="#">T.Tracing</a>	<a href="#">OT.Tracing</a> , <a href="#">OE.Travel_Document_Holder</a>	<a href="#">Section 4.3.1</a>
<a href="#">T.Forgery</a>	<a href="#">OT.AC_Pers</a> , <a href="#">OT.Data_Integrity</a> , <a href="#">OT.Data_Authenticity</a> , <a href="#">OT.Prot_Abuse-Func</a> , <a href="#">OT.Prot_Phys-Tamper</a> , <a href="#">OE.Personalisation</a> , <a href="#">OE.Passive_Auth_Sign</a> , <a href="#">OE.Terminal</a> , <a href="#">OE.Exam_Travel_Document</a>	<a href="#">Section 4.3.1</a>
<a href="#">T.Abuse-Func</a>	<a href="#">OT.Prot_Abuse-Func</a>	<a href="#">Section 4.3.1</a>
<a href="#">T.Information Leakage</a>	<a href="#">OT.Prot_Inf_Leak</a>	<a href="#">Section 4.3.1</a>
<a href="#">T.Phys-Tamper</a>	<a href="#">OT.Prot_Phys-Tamper</a>	<a href="#">Section 4.3.1</a>
<a href="#">T.Malfunction</a>	<a href="#">OT.Prot_Malfunction</a>	<a href="#">Section 4.3.1</a>
<a href="#">T.Read Sensitive Data</a>	<a href="#">OT.Sens_Data_Conf</a> , <a href="#">OE.Authoriz_Sens_Data</a> , <a href="#">OE.Ext_Insp_Systems</a>	<a href="#">Section 4.3.1</a>
<a href="#">T.Counterfeit</a>	<a href="#">OT.Chip_Auth_Proof</a> , <a href="#">OE.Auth_Key_Travel_Document</a> , <a href="#">OE.Exam_Travel_Document</a>	<a href="#">Section 4.3.1</a>

**Table 1 Threats and Security Objectives - Coverage**

Security Objectives	Threats
<a href="#">OT.Data Integrity</a>	<a href="#">T.Skimming</a> , <a href="#">T.Forgery</a>
<a href="#">OT.Data Authenticity</a>	<a href="#">T.Skimming</a> , <a href="#">T.Forgery</a>
<a href="#">OT.Data Confidentiality</a>	<a href="#">T.Skimming</a> , <a href="#">T.Eavesdropping</a>
<a href="#">OT.Tracing</a>	<a href="#">T.Tracing</a>
<a href="#">OT.Prot Abuse-Func</a>	<a href="#">T.Forgery</a> , <a href="#">T.Abuse-Func</a>
<a href="#">OT.Prot Inf Leak</a>	<a href="#">T.Information Leakage</a>
<a href="#">OT.Prot Phys-Tamper</a>	<a href="#">T.Forgery</a> , <a href="#">T.Phys-Tamper</a>
<a href="#">OT.Prot Malfunction</a>	<a href="#">T.Malfunction</a>
<a href="#">OT.Identification</a>	
<a href="#">OT.AC Pers</a>	<a href="#">T.Forgery</a>
<a href="#">OT.Sens Data Conf</a>	<a href="#">T.Read Sensitive Data</a>
<a href="#">OT.Chip Auth Proof</a>	<a href="#">T.Counterfeit</a>
<a href="#">OE.Legislative Compliance</a>	
<a href="#">OE.Auth Key Travel Document</a>	<a href="#">T.Counterfeit</a>
<a href="#">OE.Authoriz Sens Data</a>	<a href="#">T.Read Sensitive Data</a>
<a href="#">OE.Passive Auth Sign</a>	<a href="#">T.Forgery</a>
<a href="#">OE.Personalisation</a>	<a href="#">T.Forgery</a>
<a href="#">OE.Terminal</a>	<a href="#">T.Forgery</a>
<a href="#">OE.Travel Document Holder</a>	<a href="#">T.Skimming</a> , <a href="#">T.Tracing</a>
<a href="#">OE.Exam Travel Document</a>	<a href="#">T.Forgery</a> , <a href="#">T.Counterfeit</a>
<a href="#">OE.Ext Insp Systems</a>	<a href="#">T.Read Sensitive Data</a>

**Table 2 Security Objectives and Threats - Coverage**

Organisational Security Policies	Security Objectives	Rationale
<a href="#">P.Manufact</a>	<a href="#">OT.Identification</a>	<a href="#">Section 4.3.2</a>
<a href="#">P.Pre-Operational</a>	<a href="#">OT.Identification</a> , <a href="#">OT.AC Pers</a> , <a href="#">OE.Personalisation</a> , <a href="#">OE.Legislative Compliance</a>	<a href="#">Section 4.3.2</a>
<a href="#">P.Card PKI</a>	<a href="#">OE.Passive Auth Sign</a>	<a href="#">Section 4.3.2</a>
<a href="#">P.Trustworthy PKI</a>	<a href="#">OE.Passive Auth Sign</a>	<a href="#">Section 4.3.2</a>
<a href="#">P.Terminal</a>	<a href="#">OE.Terminal</a> , <a href="#">OE.Exam_Travel_Document</a>	<a href="#">Section 4.3.2</a>
<a href="#">P.Sensitive Data</a>	<a href="#">OT.Sens Data Conf</a> , <a href="#">OE.Authoriz Sens Data</a> , <a href="#">OE.Ext Insp Systems</a>	<a href="#">Section 4.3.2</a>
<a href="#">P.Personalisation</a>	<a href="#">OT.AC Pers</a> , <a href="#">OT.Identification</a> , <a href="#">OE.Personalisation</a>	<a href="#">Section 4.3.2</a>

**Table 3 OSPs and Security Objectives - Coverage**

Security Objectives	Organisational Security Policies
<a href="#">OT.Data Integrity</a>	
<a href="#">OT.Data Authenticity</a>	
<a href="#">OT.Data Confidentiality</a>	
<a href="#">OT.Tracing</a>	
<a href="#">OT.Prot Abuse-Func</a>	
<a href="#">OT.Prot Inf Leak</a>	
<a href="#">OT.Prot Phys-Tamper</a>	
<a href="#">OT.Prot Malfunction</a>	
<a href="#">OT.Identification</a>	<a href="#">P.Manufact</a> , <a href="#">P.Pre-Operational</a> , <a href="#">P.Personalisation</a>
<a href="#">OT.AC Pers</a>	<a href="#">P.Pre-Operational</a> , <a href="#">P.Personalisation</a>
<a href="#">OT.Sens Data Conf</a>	<a href="#">P.Sensitive Data</a>
<a href="#">OT.Chip Auth Proof</a>	
<a href="#">OE.Legislative Compliance</a>	<a href="#">P.Pre-Operational</a>
<a href="#">OE.Auth Key Travel Document</a>	
<a href="#">OE.Authoriz Sens Data</a>	<a href="#">P.Sensitive Data</a>
<a href="#">OE.Passive Auth Sign</a>	<a href="#">P.Card PKI</a> , <a href="#">P.Trustworthy PKI</a>
<a href="#">OE.Personalisation</a>	<a href="#">P.Pre-Operational</a> , <a href="#">P.Personalisation</a>
<a href="#">OE.Terminal</a>	<a href="#">P.Terminal</a>
<a href="#">OE.Travel Document Holder</a>	
<a href="#">OE.Exam Travel Document</a>	<a href="#">P.Terminal</a>
<a href="#">OE.Prot Logical Travel Document</a>	
<a href="#">OE.Ext Insp Systems</a>	<a href="#">P.Sensitive Data</a>

**Table 4 Security Objectives and OSPs - Coverage**

Assumptions	Security Objectives for the Operational Environment	Rationale
<a href="#">A.Passive Auth</a>	<a href="#">OE.Passive Auth Sign</a> , <a href="#">OE.Exam Travel Document</a>	<a href="#">Section 4.3.3</a>
<a href="#">A.Insp Sys</a>	<a href="#">OE.Exam Travel Document</a> , <a href="#">OE.Prot Logical Travel Document</a>	<a href="#">Section 4.3.3</a>
<a href="#">A.Auth PKI</a>	<a href="#">OE.Authoriz Sens Data</a> , <a href="#">OE.Ext Insp Systems</a>	<a href="#">Section 4.3.3</a>

**Table 5 Assumptions and Security Objectives for the Operational Environment - Coverage**

Security Objectives for the Operational Environment	Assumptions
<a href="#">OE.Legislative Compliance</a>	
<a href="#">OE.Auth Key Travel Document</a>	
<a href="#">OE.Authoriz Sens Data</a>	<a href="#">A.Auth PKI</a>
<a href="#">OE.Passive Auth Sign</a>	<a href="#">A.Passive Auth</a>
<a href="#">OE.Personalisation</a>	
<a href="#">OE.Terminal</a>	
<a href="#">OE.Travel Document Holder</a>	
<a href="#">OE.Exam Travel Document</a>	<a href="#">A.Passive Auth,</a> <a href="#">A.Insp Sys</a>
<a href="#">OE.Prot_Logical_Travel_Document</a>	<a href="#">A.Insp Sys</a>
<a href="#">OE.Ext Insp Systems</a>	<a href="#">A.Auth PKI</a>

**Table 6 Security Objectives for the Operational Environment and Assumptions - Coverage**



## 5 Extended Requirements

---

### 5.1 Definition of the Family FAU\_SAS

To describe the security functional requirements of the TOE, the family FAU\_SAS of the class FAU (Security Audit) is defined here. This family describes the functional requirements for the storage of audit data. It has a more general approach than FAU\_GEN, because it does not necessarily require the data to be generated by the TOE itself and because it does not give specific details of the content of the audit records.

The family "Audit data storage (FAU\_SAS)" is specified as follows:

Family behavior:

This family defines functional requirements for the storage of audit data.

Component leveling:

FAU_SAS Audit data storage	1
----------------------------	---

FAU\_SAS.1 Requires the TOE to provide the possibility to store audit data.

Management: FAU\_SAS.1  
 There are no management activities foreseen.

Audit: FAU\_SAS.1  
 There are no actions defined to be auditable.

#### FAU\_SAS.1 Audit Storage

Hierarchical to: No other components.

Dependencies: No dependencies.

**FAU\_SAS.1.1** The TSF shall provide [assignment: authorized users] with the capability to store [assignment: list of audit information] in the audit records.

### 5.2 Definition of the Family FCS\_RND

To describe the IT security functional requirements of the TOE, the family FCS\_RND of the class FCS (Cryptographic support) is defined here. This family describes the functional requirements for random number generation used for cryptographic purposes. The component FCS\_RND.1 is not limited to generation

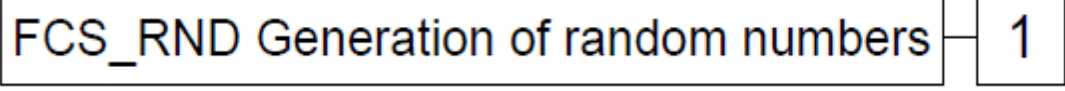
of cryptographic keys unlike the component FCS\_CKM.1. The similar component FIA\_SOS.2 is intended for non-cryptographic use.

The family "Generation of random numbers (FCS\_RND)" is specified as follows:

Family behavior:

This family defines quality requirements for the generation of random numbers which are intended to be used for cryptographic purposes.

Component leveling:



FCS\_RND.1            Generation of random numbers requires that random numbers meet a defined quality metric.

Management:        FCS\_RND.1  
                               There are no management activities foreseen.

Audit:                    FCS\_RND.1  
                               There are no actions defined to be auditable.

**FCS\_RND.1 Quality Metric for Random Numbers**

Hierarchical to:        No other components.

Dependencies:         No dependencies.

**FCS\_RND.1.1** The TSF shall provide a mechanism to generate random numbers that meet [assignment: a defined quality metric].

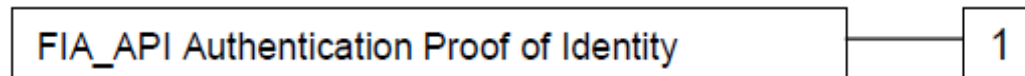
**5.3 Definition of the Family FIA\_API**

To describe the IT security functional requirements of the TOE a sensitive family (FIA\_API) of the Class FIA (Identification and authentication) is defined here. This family describes the functional requirements for the proof of the claimed identity for the authentication verification by an external entity where the other families of the class FIA address the verification of the identity of an external entity.

The family "Authentication Proof of Identity (FIA\_API)" is specified as follows:

Family behavior:

This family defines functions provided by the TOE to prove their identity and to be verified by an external entity in the TOE IT environment.

Component levelling:

FIA\_API.1 Authentication Proof of Identity.

Management: FIA\_API.1

The following actions could be considered for the management functions in FMT: Management of authentication information used to prove the claimed identity.

Audit: There are no actions defined to be auditable.**FIA\_API.1 Authentication Proof of Identity**

Hierarchical to: No other components.

Dependencies: No dependencies.

**FIA\_API.1.1** The TSF shall provide a [assignment: authentication mechanism] to prove the identity of the [assignment: authorized user or role].

## 5.4 Definition of the Family FMT\_LIM

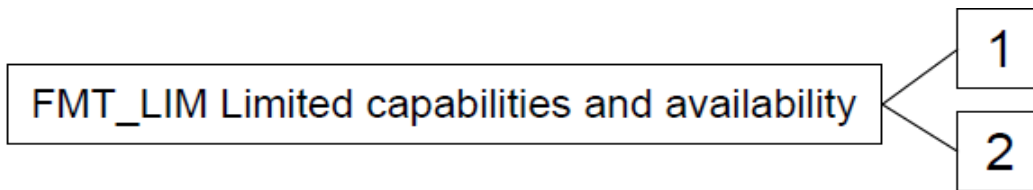
The family FMT\_LIM describes the functional requirements for the test features of the TOE. The new functional requirements were defined in the class FMT because this class addresses the management of functions of the TSF. The examples of the technical mechanism used in the TOE show that no other class is appropriate to address the specific issues of preventing abuse of functions by limiting the capabilities of the functions and by limiting their availability.

The family "Limited capabilities and availability (FMT\_LIM)" is specified as follows:

Family behavior:

This family defines requirements that limit the capabilities and availability of functions in a combined manner. Note that FDP\_ACF restricts the access to functions whereas the Limited capability of this family requires the functions themselves to be designed in a specific manner.

Component leveling:



**FMT\_LIM.1** Limited capabilities requires that the TSF is built to provide only the capabilities (perform action, gather information) necessary for its genuine purpose.

**FMT\_LIM.2** Limited availability requires that the TSF restrict the use of functions (refer to Limited capabilities (FMT\_LIM.1)). This can be achieved, for instance, by removing or by disabling functions in a specific phase of the TOE's lifecycle.

Management: FMT\_LIM.1, FMT\_LIM.2  
There are no management activities foreseen.

Audit: FMT\_LIM.1, FMT\_LIM.2  
There are no actions defined to be auditable.

### **FMT\_LIM.1 Limited Capabilities**

**Hierarchical to:** No other components.

**Dependencies:** FMT\_LIM.2 Limited availability.

**FMT\_LIM.1.1** The TSF shall be designed in a manner that limits their capabilities so that in conjunction with "Limited availability (FMT\_LIM.2)" the following policy is enforced [assignment: Limited capability and availability policy].

### FMT\_LIM.2 Limited Availability

Hierarchical to: No other components.

Dependencies: FMT\_LIM.1 Limited capabilities.

**FMT\_LIM.2.1** The TSF shall be designed in a manner that limits their availability so that in conjunction with "Limited capabilities (FMT\_LIM.1)" the following policy is enforced [assignment: Limited capability and availability policy].

## 5.5 Definition of the Family FPT\_EMS

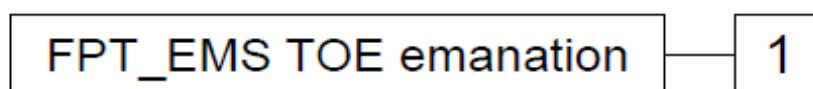
The family FPT\_EMS (TOE Emanation) of the class FPT (Protection of the TSF) is defined here to describe the IT security functional requirements of the TOE. The TOE shall prevent attacks against secret data stored in and used by the TOE where the attack is based on external observable physical phenomena of the TOE. Examples of such attacks are evaluation of TOE's electromagnetic radiation, simple power analysis (SPA), differential power analysis (DPA), timing attacks, etc. This family describes the functional requirements for the limitation of intelligible emanations being not directly addressed by any other component of CC part 2.

The family "TOE Emanation (FPT\_EMS)" is specified as follows:

Family behavior:

This family defines requirements to mitigate intelligible emanations.

Component leveling:



FPT\_EMS.1 TOE emanation has two constituents:

FPT\_EMS.1.1 Limit of Emissions requires to not emit intelligible emissions enabling access to TSF data or user data.

FPT\_EMS.1.2 Interface Emanation requires to not emit interface emanation enabling access to TSF data or user data.

Management: FPT\_EMS.1  
 There are no management activities foreseen.

Audit: FPT\_EMS.1  
 There are no actions defined to be auditable.



### **FPT\_EMS.1 TOE Emanation**

Hierarchical to: No other components.

Dependencies: No dependencies.

**FPT\_EMS.1.1** The TOE shall not emit [assignment: types of emissions] in excess of [assignment: specified limits] enabling access to [assignment: list of types of TSF data] and [assignment: list of types of user data].

**FPT\_EMS.1.2** The TSF shall ensure [assignment: type of users] are unable to use the following interface [assignment: type of connection] to gain access to [assignment: list of types of TSF data] and [assignment: list of types of user data].

## 6 Security Requirements

### 6.1 Security Functional Requirements

This section on security functional requirements for the TOE is divided into subsection following the main security functionality. Several SFRs of the PACE PP [PACE-PP] are only listed in the EAC PP [EAC-PP-V2]. Therefore the descriptions of these SFRs are taken directly from PACE PP into the Security target on hand

#### Definition of security attributes:

Security attribute	Values	Meaning
terminal authentication status	none (any Terminal)	default role
	CVCA	roles defined in the certificate used for authentication (cf. [TR-03110-1]); Terminal is authenticated as Country Verifying Certification Authority after successful CA v.1 and TA v.1
	DV (domestic)	roles defined in the certificate used for authentication (cf. [TR-03110-1]); Terminal is authenticated as domestic Document Verifier after successful CA v.1 and TA v.1
	DV (foreign)	roles defined in the certificate used for authentication (cf. [TR-03110-1]); Terminal is authenticated as foreign Document Verifier after successful CA v.1 and TA v.1
	IS	roles defined in the certificate used for authentication (cf. [TR-03110-1]); Terminal is authenticated as Extended Inspection System after successful CA v.1 and TA v.1
Terminal Authorization	none	-
	DG4 (Iris)	Read access to DG4: (cf. [TR-03110-1])
	DG3 (Fingerprint)	Read access to DG3: (cf. [TR-03110-1])
	DG3 (Fingerprint) / DG4 (Iris)	Read access to DG3 and DG4: (cf. [TR-03110-1])

The following table provides an overview of the keys and certificates used:

Name	Data
TOE intrinsic secret cryptographic keys	Permanently or temporarily stored secret cryptographic material used by the TOE in order to enforce its security functionality.
Country Verifying Certification Authority Private Key (SKCVCA)	The Country Verifying Certification Authority (CVCA) holds a private key (SKCVCA) used for signing the Document Verifier Certificates.
Country Verifying Certification Authority Public Key (PKCVCA)	The TOE stores the Country Verifying Certification Authority Public Key (PKCVCA) as part of the TSF data to verify the Document Verifier Certificates. The PKCVCA has the security attribute Current Date as the most recent valid effective date of the Country Verifying Certification Authority Certificate or of a domestic Document Verifier Certificate.
Country Verifying Certification Authority Certificate (CCVCA)	The Country Verifying Certification Authority Certificate may be a self-signed certificate or a link certificate (cf. [TR-03110-1] and Glossary). It contains (i) the Country Verifying Certification Authority Public Key (PKCVCA) as authentication reference data, (ii) the coded access control rights of the Country Verifying Certification Authority, (iii) the Certificate Effective Date and the Certificate Expiration Date as security attributes.
Document Verifier Certificate (CDV)	The Document Verifier Certificate CDV is issued by the Country Verifying Certification Authority. It contains (i) the Document Verifier Public Key (PKDV) as authentication reference data (ii) identification as domestic or foreign Document Verifier, the coded access control rights of the Document Verifier, the Certificate Effective Date and the Certificate Expiration Date as security
Inspection System Certificate (CIS)	The Inspection System Certificate (CIS) is issued by the Document Verifier. It contains (i) as authentication reference data the Inspection System Public Key (PKIS), (ii) the coded access control rights of the Extended Inspection System, the Certificate Effective Date and the Certificate Expiration Date as security attributes.
Chip Authentication Public Key Pair	The Chip Authentication Public Key Pair (SKICC, PKICC) are used for Key Agreement Protocol: Diffie-Hellman (DH) according to RFC 2631 or Elliptic Curve Diffie-Hellman according to ISO 15946.
Chip Authentication Public Key (PKICC)	The Chip Authentication Public Key (PKICC) is stored in the EF.DG14 Chip Authentication Public Key of the TOE's logical travel document and used by the inspection system for Chip Authentication v.1 of the travel document's chip. It is part of the user data provided by the TOE for the IT environment.



Chip Authentication Private Key (SKICC)	The Chip Authentication Private Key (SKICC) is used by the TOE to authenticate itself as authentic travel document's chip. It is part of the TSF data.
Country Signing Certification Authority Key Pair and Certificate	Country Signing Certification Authority of the Issuing State or Organization signs the Document Signer Public Key Certificate(CDS) with the Country Signing Certification Authority Private Key (SKCSCA)and the signature will be verified by Receiving State or Organization (e.g. an Extended Inspection System) with the Country Signing Certification Authority Public Key (PKCSCA). The CSCA also issues the self-signed CSCA Certificate (CCSCA) to be distributed by strictly secure diplomatic means, see [ICAO-9303], 5.5.1.
Document Signer Key Pairs and Certificates	The Document Signer Certificate CDS is issued by the Country Signing Certification Authority. It contains the Document Signer Public Key (PKDS) as authentication reference data. The Document Signer acting under the policy of the CSCA signs the Document Security Object (SOD) of the travel document with the Document Signer Private Key (SKDS) and the signature will be verified by a terminal as the Passive Authentication with the Document Signer Public Key (PKDS)
Chip Authentication Session Key	Secure messaging encryption key and MAC computation key agreed between the TOE and an Inspection System in result of the Chip Authentication Protocol Version 1.
PACE Session Keys (PACE-KMAC, PACE-KEnc)	Secure messaging AES keys for message authentication (CMAC-mode) and for message encryption (CBC-mode) or3DES Keys for message authentication and message encryption (both CBC) agreed between the TOE and a terminal as result of the PACE Protocol, see [ICAO_SAC].
PACE authentication ephemeral key pair (ephem-SKPICC-PACE,ephem-PKPICC-PACE)	The ephemeral PACE Authentication Key Pair (ephem-SKPICC-PACE, ephem-PKPICC-PACE) is used for Key Agreement Protocol: Diffie-Hellman (DH) according to [RSA-PKCS#3] or Elliptic Curve Diffie-Hellman (ECDH; ECKA key agreement algorithm) according to TR-03111 [TR-03111], cf. [ICAO_SAC].

This section on security functional requirements for the TOE is divided into sub- section following the main security functionality. Several SFRs of the PACE PP [PACE-PP] are only listed in the EAC PP [EAC-PP-V2]. Therefore the descriptions of these SFRs are taken directly from PACE PP into the Security target on hand. These SFRs are indicated by footnotes.

### 6.1.1 Class Cryptographic Support (FCS)

The TOE shall meet the requirement “Cryptographic key generation (FCS\_CKM.1)” as specified below (Common Criteria Part 2). The iterations are caused by different cryptographic key generation algorithms to be implemented and key to be generated by the TOE.

#### 6.1.1.1 Cryptographic key generation (FCS\_CKM.1)

##### FCS\_CKM.1/DH\_PACE Cryptographic key generation

**FCS\_CKM.1.1/DH\_PACE** The TSF shall generate cryptographic keys in accordance with a specified cryptographic key generation algorithm **ECDH compliant to [TR-03111]** and specified cryptographic key sizes **192, 224, 256, 320, 384, 512 and 521 bits in combination with 112 bits 3DES or 128, 192 or 256 bits AES** that meet the following: **[ICAO-9303] part 11.**

##### FCS\_CKM.1/CA Cryptographic key generation

**FCS\_CKM.1.1/CA [Editorially Refined]** The TSF shall generate cryptographic keys in accordance with the specified cryptographic key generation algorithm **Chip Authentication Protocol Version 1[TR-03110-1] based on the ECDH protocol compliant to [TR-03111]** with specified cryptographic key sizes **192, 224, 256, 320, 384, 512 and 521 bits in combination with 112 bits 3DES or 128, 192 or 256 bits AES**

and

**based on the Diffie-Hellman protocol compliant to [RSA-PKCS3] and [TR-03110-1]** with specified cryptographic key size of **2048 bits in combination with 112 bits 3DES or 128, 192 or 256 bits AES**

##### FCS\_CKM.4 Cryptographic key destruction

**FCS\_CKM.4.1** The TSF shall destroy cryptographic keys in accordance with a specified cryptographic key destruction method **physically overwriting the keys** that meets the following: **none.**

#### 6.1.1.2 Cryptographic operation (FCS\_COP.1)

The TOE shall meet the requirement “Cryptographic operation (FCS\_COP.1)” as specified below (Common Criteria Part 2). The iterations are caused by different cryptographic algorithms to be implemented by the TOE.

**FCS\_COP.1/PACE\_ENC Cryptographic operation**

**FCS\_COP.1.1/PACE\_ENC** The TSF shall perform **secure messaging - encryption and decryption**

in accordance with a specified cryptographic algorithm **3DES and AES in CBC mode** and cryptographic key sizes **respectively 112 and 128, 192 and 256** that meet the following: **compliant to [ICAO-9303] part 11.**

**FCS\_COP.1/PACE\_MAC Cryptographic operation**

**FCS\_COP.1.1/PACE\_MAC** The TSF shall perform **secure messaging - message authentication code**

in accordance with a specified cryptographic algorithm **Retail-MAC and CMAC** and cryptographic key sizes **respectively 112 and 128, 192, 256** that meet the following: **compliant to [ICAO-9303] part 11.**

**FCS\_COP.1/CA\_ENC Cryptographic operation**

**FCS\_COP.1.1/CA\_ENC** The TSF shall perform **secure messaging encryption and decryption** in accordance with a specified cryptographic algorithm **3DES and AES in CBC mode** and cryptographic key sizes **respectively 112 and 128, 192 and 256** that meet the following: **[TR-03110-1].**

**FCS\_COP.1/SIG\_VER Cryptographic operation**

**FCS\_COP.1.1/SIG\_VER** The TSF shall perform **digital signature verification** in accordance with a specified cryptographic algorithm **ECDSA** and cryptographic key sizes **192, 224, 256, 320, 384, and 512 bits** that meet the following: **ISO15946-2 specified in [ISO15946-2], in combination SHA1, SHA224, SHA256, SHA384, SHA512 digest algorithms.**

**FCS\_COP.1/SIG\_GEN Cryptographic operation**

**FCS\_COP.1.1/SIG\_GEN** The TSF shall perform **digital signature generation** in accordance with a specified cryptographic algorithm **ECDSA and RSA** and cryptographic key sizes **192, 224, 256, 320, 384, 512 and 521 bits for ECDSA and 1024, 1536, 1792 and 2048 bits for RSA** that meet the following: **ISO15946-2 specified in [ISO15946-2] for ECDSA and ISO9796-2 specified in [ISO9796-2] for RSA, in combination with SHA1, SHA224, SHA256, SHA384 and SHA512 digest algorithms specified in [NIST-180-4] for both ECDSA and RSA signatures.**

*Application Note:*

This SFR has been added to this ST in order to support the signing of challenges generated by the Inspection System as part of the optional Active Authentication protocol specified in [ICAO-9303].

### **FCS\_COP.1/CA\_MAC Cryptographic operation**

**FCS\_COP.1.1/CA\_MAC** The TSF shall perform **secure messaging message authentication code** in accordance with a specified cryptographic algorithm **3DES Retail-MAC and AES CMAC** and cryptographic key sizes **112 bits 3DES and 128, 192 and 256 bits AES** that meet the following: **[ICAO-9303]** for **3DES Retail-MAC** and **[NIST-800-38B]** for **AES CMAC**.

#### **6.1.1.3 Random Number Generation (FCS\_RND.1)**

### **FCS\_RND.1 Quality metric for random numbers**

**FCS\_RND.1.1** The TSF shall provide a mechanism to generate random numbers that meet **FCS\_RNG.1 Quality metric for random numbers of [PLTF-ST]**.

#### **6.1.2 Class FIA Identification and Authentication**

### **FIA\_AFL.1/PACE Authentication failure handling**

**FIA\_AFL.1.1/PACE** The TSF shall detect when **3** unsuccessful authentication attempts occur related to **authentication attempts using the PACE password as shared password**.

**FIA\_AFL.1.2/PACE** When the defined number of unsuccessful authentication attempts has been **met**, the TSF shall **wait a linear increasing time, starting at a minimum of 1 s, before the next authentication attempt can be performed**.

### **FIA\_UID.1/PACE Timing of identification**

**FIA\_UID.1.1/PACE** The TSF shall allow

- 1. to establish the communication channel,**
- 2. carrying out the PACE Protocol according to [ICAO-9303] part 11,**
- 3. to read the Initialisation Data if it is not disabled by TSF, according to FMT\_MTD.1/INI\_DIS,**

**4. to carry out the Chip Authentication Protocol v.1 according to [TR-03110-1],**

**5. to carry out the Terminal Authentication Protocol v.1] according to [TR-03110-1],**

**6. None**

on behalf of the user to be performed before the user is identified.

**FIA\_UID.1.2/PACE** The TSF shall require each user to be successfully identified before allowing any other TSF-mediated actions on behalf of that user.

#### **FIA\_UAU.1/PACE Timing of authentication**

**FIA\_UAU.1.1/PACE** The TSF shall allow

**1. to establish the communication channel,**

**2. carrying out the PACE Protocol according to [ICAO-9303] part 11,**

**3. to read the Initialisation Data if it is not disabled by TSF, according to FMT\_MTD.1/INI\_DIS,**

**4. to identify themselves by selection of the authentication key**

**5. to carry out the Chip Authentication Protocol v.1 according to [TR-03110-1],**

**6. to carry out the Terminal Authentication Protocol v.1] according to [TR-03110-1],**

**7. to carry out Personalisation Agent Authentication based on a symmetric mechanism according to [ICAO-9303] for 3DES and [ISO18013-3] for AES-128, -192 and 256**

**8. None**

on behalf of the user to be performed before the user is authenticated.

**FIA\_UAU.1.2/PACE** The TSF shall require each user to be successfully authenticated before allowing any other TSF-mediated actions on behalf of that user.

#### **FIA\_UAU.4/PACE Single-use authentication mechanisms**

**FIA\_UAU.4.1/PACE** The TSF shall prevent reuse of authentication data related to

**1. PACE Protocol according to [ICAO-9303] part 11**

**2. Authentication Mechanism based on Triple-DES and AES**

**3. Terminal Authentication Protocol Version 1 according to [TR-03110-1].**

**FIA\_UAU.5/PACE Multiple authentication mechanisms**

**FIA\_UAU.5.1/PACE** The TSF shall provide

- 1. PACE Protocol according to [ICAO-9303] part 11**
- 2. Passive Authentication according to [ICAO-9303]**
- 3. Secure messaging in MAC-ENC mode according to [ICAO-9303] part 11**
- 4. Symmetric Authentication Mechanism based on Triple-DES and AES**
- 5. Terminal Authentication Protocol Version 1 according to [TR-03110-1]**

to support user authentication.

**FIA\_UAU.5.2/PACE** The TSF shall authenticate any user's claimed identity according to the **following rules:**

- 1. Having successfully run the PACE protocol the TOE accepts only received commands with correct message authentication code sent by means of secure messaging with the key agreed with the terminal by means of the PACE protocol.**
- 2. The TOE accepts the authentication attempt from the Personalisation Agent by means of either the ICAO BAC authentication mechanism and secure messaging protocol defined in [ICAO-9303] for 112 bits 3DES**  
or  
**ISO18013 BAP authentication mechanism defined in [ISO18013-3] for AES-128, 192 or 256 bits using AES secure messaging (CMAC, IV value, tags) as specified in EAC TR-03110 [TR-03110-1]**
- 3. After run of the Chip Authentication Protocol Version 1 the TOE accepts only received commands with correct message authentication code sent by means of secure messaging with key agreed with the terminal by means of the Chip Authentication Mechanism v1.**
- 4. The TOE accepts the authentication attempt by means of the Terminal Authentication Protocol v.1 only if the terminal uses the public key presented during the Chip Authentication Protocol v.1 and the secure messaging established by the Chip Authentication Mechanism v.1**
- 5. None.**

**FIA\_UAU.6/EAC Re-authenticating**

**FIA\_UAU.6.1/EAC** The TSF shall re-authenticate the user under the conditions **each command sent to the TOE after successful run of the Chip Authentication Protocol Version 1 shall be verified as being sent by the Inspection System.**

**FIA\_UAU.6/PACE Re-authenticating**

**FIA\_UAU.6.1/PACE** The TSF shall re-authenticate the user under the conditions **each command sent to the TOE after successful run of the PACE protocol shall be verified as being sent by the PACE Terminal.**

**FIA\_UID.1/PACE\_CAM Timing of identification**

**FIA\_UID.1.1/PACE\_CAM** The TSF shall allow **additionally to FIA\_UID.1/PACE**

- 1. carrying out the PACE CAM protocol according to [ICAO-9303] part 11**

on behalf of the user to be performed before the user is identified.

**FIA\_UID.1.2/PACE\_CAM** The TSF shall require each user to be successfully identified before allowing any other TSF-mediated actions on behalf of that user.

**FIA\_UAU.1/PACE\_CAM Timing of authentication**

**FIA\_UAU.1.1/PACE\_CAM** The TSF shall allow **in addition to FIA\_UAU.1/PACE**

- 1. carrying out the PACE CAM Protocol according to [ICAO-9303] part 11**

on behalf of the user to be performed before the user is authenticated.

**FIA\_UAU.1.2/PACE\_CAM** The TSF shall require each user to be successfully authenticated before allowing any other TSF-mediated actions on behalf of that user.

**FIA\_UAU.4/PACE\_CAM Single-use authentication mechanisms**

**FIA\_UAU.4.1/PACE\_CAM** The TSF shall prevent reuse of authentication data related to

- 1. PACE CAM Protocol according to [ICAO-9303] part 11 in addition to FIA\_UAU.4/PACE.**

### **FIA\_UAU.5/PACE\_CAM Multiple authentication mechanisms**

**FIA\_UAU.5.1/PACE\_CAM** The TSF shall provide

**1. PACE CAM Protocol according to [ICAO-9303] part 11**

to support user authentication.

**FIA\_UAU.5.2/PACE\_CAM** The TSF shall authenticate any user's claimed identity according to the **following rules:**

**The same rules from FIA\_UAU.5.2/PACE applies with the PACE CAM protocol.**

### **FIA\_UAU.6/PACE\_CAM Re-authenticating**

**FIA\_UAU.6.1/PACE\_CAM** The TSF shall re-authenticate the user under the conditions **each command sent to the TOE after successful run of the PACE CAM protocol shall be verified as being sent by the PACE Terminal.**

### **FMT\_MTD.1/PACE\_CAM\_KEY\_READ Management of TSF data**

**FMT\_MTD.1.1/PACE\_CAM\_KEY\_READ** The TSF shall restrict the ability to read the

- a. **PACE passwords**
- b. **Modular invert of the CA key**

to **none.**

### **FMT\_MTD.1/PACE\_CAM\_KEY\_WRITE Management of TSF data**

**FMT\_MTD.1.1/PACE\_CAM\_KEY\_WRITE** The TSF shall restrict the ability to write the **Modular invert of the CA key to Personalization Agent.**

### **FIA\_API.1/CA Authentication Proof of Identity**

**FIA\_API.1.1/CA** The TSF shall provide a **Chip Authentication Protocol Version 1 according to [TR-03110-1]** to prove the identity of the **TOE.**



### **FIA\_API.1/AA Authentication Proof of Identity**

**FIA\_API.1.1/AA** The TSF shall provide a **Active Authentication Protocol** according to [ICAO-9303] to prove the identity of the **TOE**.

#### **6.1.3 Class FDP User Data Protection**

### **FDP\_ACC.1/TRM Subset access control**

**FDP\_ACC.1.1/TRM** The TSF shall enforce the **Access Control SFP** on terminals gaining access to the **User Data** and data stored in **EF.SOD** of the logical travel document.

### **FDP\_ACF.1/TRM Security attribute based access control**

**FDP\_ACF.1.1/TRM** The TSF shall enforce the **Access Control SFP** to objects based on the following:

**1. Subjects:**

- a. **Terminal,**
- b. **BIS-PACE**
- c. **Extended Inspection System**

**2. Objects:**

- a. **data in EF.DG1, EF.DG2 and EF.DG5 to EF.DG16, EF.SOD and EF.COM of the logical travel document,**
- b. **data in EF.DG3 of the logical travel document,**
- c. **data in EF.DG4 of the logical travel document,**
- d. **all TOE intrinsic secret cryptographic keys stored in the travel document**

**3. Security attributes:**

- a. **PACE Authentication**
- b. **Terminal Authentication v.1**
- c. **Authorisation of the Terminal.**

**FDP\_ACF.1.2/TRM** The TSF shall enforce the following rules to determine if an operation among controlled subjects and controlled objects is allowed: **A BIS-PACE is allowed to read data objects from FDP\_ACF.1.1/TRM according to [ICAO-9303] part 11 after a successful PACE authentication as required by FIA\_UAU.1/PACE.**

**FDP\_ACF.1.3/TRM** The TSF shall explicitly authorise access of subjects to objects based on the following additional rules: **none.**

**FDP\_ACF.1.4/TRM** The TSF shall explicitly deny access of subjects to objects based on the following additional rules:

- 1. Any terminal being not authenticated as PACE authenticated BIS-PACE is not allowed to read, to write, to modify, to use any User Data stored on the travel document.**
- 2. Terminals not using secure messaging are not allowed to read, to write, to modify, to use any data stored on the travel document.**
- 3. Any terminal being not successfully authenticated as Extended Inspection System with the Read access to DG 3 (Fingerprint) granted by the relative certificate holder authorization encoding is not allowed to read the data objects 2b) of FDP\_ACF.1.1/TRM.**
- 4. Any terminal being not successfully authenticated as Extended Inspection System with the Read access to DG 4 (Iris) granted by the relative certificate holder authorization encoding is not allowed to read the data objects 2c) of FDP\_ACF.1.1/TRM.**
- 5. Nobody is allowed to read the data objects 2d) of FDP\_ACF.1.1/TRM.**
- 6. Terminals authenticated as CVCA or as DV are not allowed to read data in the EF.DG3 and EF.DG4.**

#### **FDP\_RIP.1 Subset residual information protection**

**FDP\_RIP.1.1** The TSF shall ensure that any previous information content of a resource is made unavailable upon the **deallocation of the resource** from the following objects:

- 1. Session Keys (immediately after closing related communication session),**
- 2. the ephemeral private key ephem - SK PICC- PACE (by having generated a DH shared secret K).**
- 3. None.**

**FDP\_UCT.1/TRM Basic data exchange confidentiality**

**FDP\_UCT.1.1/TRM** The TSF shall enforce the **Access Control SFP** to **transmit and receive** user data in a manner protected from unauthorised disclosure.

**FDP\_UIT.1/TRM Data exchange integrity**

**FDP\_UIT.1.1/TRM** The TSF shall enforce the **Access Control SFP** to **transmit and receive** user data in a manner protected from **modification, deletion, insertion and replay** errors.

**FDP\_UIT.1.2/TRM** The TSF shall be able to determine on receipt of user data, whether **modification, deletion, insertion and replay** has occurred.

**6.1.4 Class FTP Trusted Path/Channels****FTP\_ITC.1/PACE Inter-TSF trusted channel**

**FTP\_ITC.1.1/PACE** The TSF shall provide a communication channel between itself and another trusted IT product that is logically distinct from other communication channels and provides assured identification of its end points and protection of the channel data from modification or disclosure.

**FTP\_ITC.1.2/PACE** The TSF shall permit **another trusted IT product** to initiate communication via the trusted channel.

**FTP\_ITC.1.3/PACE** The TSF shall ~~initiate~~ **enforce** communication via the trusted channel for **any data exchange between the TOE and the Terminal**.

**6.1.5 Class FAU Security Audit****FAU\_SAS.1 Audit storage**

**FAU\_SAS.1.1** The TSF shall provide **the Manufacturer** with the capability to store **initialisation and pre-personnalization data** in the audit records.

**6.1.6 Class FMT Security Management**

The SFR FMT\_SMR.1/PACE provides basic requirements to the management of the TSF data.

The TOE shall meet the requirement 'Security roles (FMT\_SMR.1)' as specified below (Common Criteria Part 2).

### FMT\_SMF.1 Specification of Management Functions

**FMT\_SMF.1.1** The TSF shall be capable of performing the following management functions:

- 1. Initialization,**
- 2. Pre-personalisation,**
- 3. Personalisation**
- 4. Configuration.**

### FMT\_SMR.1/PACE Security roles

**FMT\_SMR.1.1/PACE** The TSF shall maintain the roles

- 1. Manufacturer,**
- 2. Personalisation Agent,**
- 3. Terminal,**
- 4. PACE authenticated BIS-PACE,**
- 5. Country Verifying Certification Authority,**
- 6. Document Verifier,**
- 7. Domestic Extended Inspection System**
- 8. Foreign Extended Inspection System.**

**FMT\_SMR.1.2/PACE** The TSF shall be able to associate users with roles.

### FMT\_LIM.1 Limited capabilities

**FMT\_LIM.1.1** The TSF shall be designed in a manner that limits their capabilities so that in conjunction with 'Limited availability (FMT\_LIM.2)' the following policy is enforced: **Deploying Test Features after TOE Delivery does not allow:**

- 1. User Data to be manipulated and disclosed,**
- 2. TSF data to be disclosed or manipulated,**
- 3. software to be reconstructed,**
- 4. substantial information about construction of TSF to be gathered which may enable other attacks and**
- 5. sensitive User Data (EF.DG3 and EF.DG4) to be disclosed**



### FMT\_LIM.2 Limited availability

**FMT\_LIM.2.1** The TSF shall be designed in a manner that limits their availability so that in conjunction with 'limited capabilities (FMT\_LIM.1)' the following policy is enforced: **Deploying Test Features after TOE Delivery does not allow:**

- 1. User Data to be manipulated and disclosed,**
- 2. TSF data to be disclosed or manipulated**
- 3. software to be reconstructed,**
- 4. substantial information about construction of TSF to be gathered which may enable other attacks and**
- 5. sensitive User Data (EF.DG3 and EF.DG4) to be disclosed**

### FMT\_MTD.1/INI\_ENA Management of TSF data

**FMT\_MTD.1.1/INI\_ENA** The TSF shall restrict the ability to **write** the **Initialisation Data and the Pre-personalisation Data** to the **Manufacturer**.

### FMT\_MTD.1/INI\_DIS Management of TSF data

**FMT\_MTD.1.1/INI\_DIS** The TSF shall restrict the ability to **read out** the **Initialisation Data and the Pre-personalisation Data** to the **Personalisation Agent**.

### FMT\_MTD.1/PA Management of TSF data

**FMT\_MTD.1.1/PA** The TSF shall restrict the ability to **write** the **Document Security Object (SO.D)** to the **Personalisation Agent**.

### FMT\_MTD.1/CVCA\_INI Management of TSF data

**FMT\_MTD.1.1/CVCA\_INI** The TSF shall restrict the ability to **write** the

- 1. initial Country Verifying Certification Authority Public Key,**
- 2. initial Country Verifying Certification Authority Certificate,**
- 3. initial Current Date,**
- 4. none**

to **Personalization Agent**.



#### FMT\_MTD.1/CVCA\_UPD Management of TSF data

**FMT\_MTD.1.1/CVCA\_UPD** The TSF shall restrict the ability to **update** the

1. **Country Verifying Certification Authority Public Key,**
  2. **Country Verifying Certification Authority Certificate**
- to **Country Verifying Certification Authority**.

#### FMT\_MTD.1/DATE Management of TSF data

**FMT\_MTD.1.1/DATE** The TSF shall restrict the ability to **modify** the **Current date** to

1. **Country Verifying Certification Authority,**
2. **Document Verifier,**
3. **Domestic Extended Inspection System.**

#### FMT\_MTD.1/CAPK Management of TSF data

**FMT\_MTD.1.1/CAPK** The TSF shall restrict the ability to **load** the **Chip Authentication Private Key** to **Personalization Agent**.

REMARK: The TOE supports only secure loading of the Chip Authentication Private Key. Secure loading of the Chip Authentication Private Key is restricted by the TOE to the Personalisation Agent only.

#### FMT\_MTD.1/AAPK Management of TSF data

**FMT\_MTD.1.1/AAPK** The TSF shall restrict the ability to **load** the **Active Authentication Private Key** to **Personalization Agent**.

#### FMT\_MTD.1/KEY\_READ Management of TSF data

**FMT\_MTD.1.1/KEY\_READ** The TSF shall restrict the ability to **read** the

1. **PACE passwords,**
  2. **Chip Authentication Private Key,**
  3. **Personalisation Agent Keys**
  4. **Active Authentication Private Key**
- to **none**.

**FMT\_MTD.3 Secure TSF data**

**FMT\_MTD.3.1 [Editorially Refined]** The TSF shall ensure that only secure values **of the certificate chain** are accepted for **TSF data of the Terminal Authentication Protocol v.1 and the Access Control**.

*Refinement:*

The certificate chain is valid **if and only if**

1. the digital signature of the Inspection System Certificate can be verified as correct with the public key of the Document Verifier Certificate and the expiration date of the Inspection System Certificate is not before the Current Date of the TOE,
2. the digital signature of the Document Verifier Certificate can be verified as correct with the public key in the Certificate of the Country Verifying Certification Authority and the expiration date of the Certificate of the Country Verifying Certification Authority is not before the Current Date of the TOE and the expiration date of the Document Verifier Certificate is not before the Current Date of the TOE,
3. the digital signature of the Certificate of the Country Verifying Certification Authority can be verified as correct with the public key of the Country Verifying Certification Authority known to the TOE.

The Inspection System Public Key contained in the Inspection System Certificate in a valid certificate chain is a secure value for the authentication reference data of the Extended Inspection System.

The intersection of the Certificate Holder Authorizations contained in the certificates of a valid certificate chain is a secure value for Terminal Authorization of a successful authenticated Extended Inspection System.

**6.1.7 Class FPT Protection of the Security Functions**

The TOE shall prevent inherent and forced illicit information leakage for User Data and TSF Data. The security functional requirement FPT\_EMS.1 addresses the inherent leakage. The SFRs 'Limited capabilities (FMT\_LIM.1)', 'Limited availability (FMT\_LIM.2)' together with the SAR 'Security architecture description' (ADV\_ARC.1) prevent bypassing, deactivation and manipulation of the security features or misuse of TOE functions. The TOE shall meet the requirement 'TOE Emanation (FPT\_EMS.1)' as specified below (Common Criteria Part 2 extended):

**FPT\_EMS.1 TOE Emanation**

**FPT\_EMS.1.1** The TOE shall not emit **variations in power consumption or variations in timing during command execution** in excess of **non-useful information** enabling access to

- 1. Chip Authentication Session Keys**
- 2. PACE session Keys (PACE-K MAC, PACE-KEnc),**
- 3. the ephemeral private key ephem SK PICC-PACE,**

- 4. Active Authentication Private Key,**
  - 5. Personalisation Agent Key(s),**
  - 6. Chip Authentication Private Key,**
  - 7. Modular invert of the CA key**
- and **none**

**FPT\_EMS.1.2** The TSF shall ensure **any users** are unable to use the following interface **smart card circuit contacts** to gain access to

- 1. Chip Authentication Session Keys**
  - 2. PACE Session Keys (PACE-K.MAC, PACE-K.Enc),**
  - 3. the ephemeral private key ephem SK PICC-PACE,**
  - 4. Active Authentication Private Key,**
  - 5. Personalisation Agent Key(s) and**
  - 6. Chip Authentication Private Key,**
  - 7. Modular invert of the CA key**
- and **none**.

**FPT\_FLS.1 Failure with preservation of secure state**

**FPT\_FLS.1.1** The TSF shall preserve a secure state when the following types of failures occur:

- 1. Exposure to operating conditions causing a TOE malfunction,**
- 2. Failure detected by TSF according to FPT\_TST.1,**
- 3. none.**



### FPT\_TST.1 TSF testing

**FPT\_TST.1.1** The TSF shall run a suite of self tests **during initial start-up** to demonstrate the correct operation of **the TSF**.

**FPT\_TST.1.2** The TSF shall provide authorised users with the capability to verify the integrity of **TSF data**.

**FPT\_TST.1.3** The TSF shall provide authorised users with the capability to verify the integrity of **stored TSF executable code**.

### FPT\_PHP.3 Resistance to physical attack

**FPT\_PHP.3.1** The TSF shall resist **physical manipulation and physical probing** to the **TSF** by responding automatically such that the SFRs are always enforced.

## 6.2 Security Assurance Requirements

The Evaluation Assurance Level is EAL5 augmented with AVA\_VAN.5 and ALC\_DVS.2.

## 6.3 Security Requirements Rationale

### 6.3.1 Objectives

#### 6.3.1.1 Security Objectives for the TOE

**OT.Data\_Integrity** The security objective OT.Data\_Integrity “Integrity of personal data” requires the TOE to protect the integrity of the logical travel document stored on the travel document’s chip against physical manipulation and unauthorized writing. Physical manipulation is addressed by FPT\_PHP.3. Logical manipulation of stored user data is addressed by (FDP\_ACC.1/TRM, FDP\_ACF.1/TRM): only the Personalisation Agent is allowed to write the data in EF.DG1 to EF.DG16 of the logical travel document (FDP\_ACF.1.2/TRM, rule 1) and terminals are not allowed to modify any of the data in EF.DG1 to EF.DG16 of the logical travel document (cf.FDP\_ACF.1.4/TRM). FMT\_MTD.1/PA requires that SOD containing signature over the User Data stored on the TOE and used for the Passive Authentication is allowed to be written by the Personalisation Agent only and, hence, is to be considered as trustworthy. The Personalisation Agent must identify and authenticate themselves according to FIA\_UID.1/PACE and FIA\_UAU.1/PACE (FIA\_UID.1/PACE\_CAM and FIA\_UAU.1/PACE\_CAM for PACE CAM protocol) before accessing these data. FIA\_UAU.4/PACE, FIA\_UAU.5/PACE (FIA\_UAU.4/PACE\_CAM,

FIA\_UAU.5/PACE\_CAM for PACE CAM protocol) and FCS\_CKM.4 represent some required specific properties of the protocols used. The SFR FMT\_SMR.1/PACE lists the roles and the SFR FMT\_SMF.1 lists the TSF management functions. Unauthorised modifying of the exchanged data is addressed, in the first line, by FTP\_ITC.1/PACE using FCS\_COP.1/PACE\_MAC. For PACE secured data exchange, a prerequisite for establishing this trusted channel is a successful PACE Authentication FIA\_UID.1/PACE, FIA\_UAU.1/PACE (FIA\_UID.1/PACE\_CAM, FIA\_UAU.1/PACE\_CAM PACE\_CAM Authentication) using FCS\_CKM.1/DH\_PACE and possessing the special properties FIA\_UAU.5/PACE, FIA\_UAU.6/PACE (FIA\_UAU.5/PACE\_CAM, FIA\_UAU.6/PACE\_CAM for PACE CAM) resp. FIA\_UAU.6/EAC. The trusted channel is established using PACE, Chip Authentication v.1 and Terminal Authentication v.1. FDP\_RIP.1 requires erasing the values of session keys (here: for KMAC). The TOE supports the inspection system detect any modification of the transmitted logical travel document data after Chip Authentication v.1. The SFR FIA\_UAU.6/EAC and FDP\_UIT.1/TRM requires the integrity protection of the transmitted data after Chip Authentication v.1 by means of secure messaging implemented by the cryptographic functions according to FCS\_CKM.1/CA (for the generation of shared secret and for the derivation of the new session keys), and FCS\_COP.1/CA\_ENC and FCS\_COP.1/CA\_MAC for the ENC\_MAC\_Mode secure messaging. The session keys are destroyed according to FCS\_CKM.4 after use. The SFR FMT\_MTD.1/CAPK and FMT\_MTD.1/KEY\_READ requires that the Chip Authentication Key cannot be written unauthorized or read afterwards. The SFR FMT\_MTD.1/AAPK and FMT\_MTD.1/KEY\_READ requires that the Active Authentication Key cannot be written unauthorized or read afterwards. The SFR FMT\_MTD.1/PACE\_CAM\_KEY\_WRITE and FMT\_MTD.1/PACE\_CAM\_KEY\_READ requires that the modular invert of the CA key cannot be written unauthorized or read afterwards. The SFR FCS\_RND.1 represents a general support for cryptographic operations needed.

**OT.Data\_Authenticity** The security objective OT.Data\_Authenticity aims ensuring authenticity of the User- and TSF data (after the PACE Authentication) by enabling its verification at the terminal-side and by an active verification by the TOE itself. This objective is mainly achieved by FTP\_ITC.1/PACE using FCS\_COP.1/PACE\_MAC. A prerequisite for establishing this trusted channel is a successful PACE or Chip and Terminal Authentication v.1 FIA\_UID.1/PACE, FIA\_UAU.1/PACE (FIA\_UID.1/PACE\_CAM, FIA\_UAU.1/PACE\_CAM for PACE CAM) using FCS\_CKM.1/DH\_PACE resp. FCS\_CKM.1/CA and possessing the special properties FIA\_UAU.5/PACE, FIA\_UAU.6/PACE (FIA\_UAU.5/PACE\_CAM, FIA\_UAU.6/PACE\_CAM for PACE CAM) resp. FIA\_UAU.6/EAC. FDP\_RIP.1 requires erasing the values of session keys (here: for KMAC). FIA\_UAU.4/PACE, FIA\_UAU.5/PACE and FCS\_CKM.4 (FIA\_UAU.4/PACE\_CAM, FIA\_UAU.5/PACE\_CAM and FCS\_CKM.4 for PACE CAM) represent some required specific properties of the protocols used. The SFR FMT\_MTD.1/KEY\_READ restricts the access to the PACE passwords, the Chip Authentication Private Key and the Active Authentication Private Key. The SFR FMT\_MTD.1/PACE\_CAM\_KEY\_READ restricts the access to the PACE passwords and the modular invert of the CA key. FMT\_MTD.1/PA requires that

SOD containing signature over the User Data stored on the TOE and used for the Passive Authentication is allowed to be written by the Personalisation Agent only and, hence, is to be considered as trustworthy. The SFR FCS\_RND.1 represents a general support for cryptographic operations needed. The SFRs FMT\_SMF.1 and FMT\_SMR.1/PACE support the functions and roles related.

**OT.Data\_Confidentiality** The security objective OT.Data\_Confidentiality aims that the TOE always ensures confidentiality of the User- and TSF-data stored and, after the PACE Authentication resp. Chip Authentication, of these data exchanged. This objective for the data stored is mainly achieved by (FDP\_ACC.1/TRM, FDP\_ACF.1/TRM). FIA\_UAU.4/PACE, FIA\_UAU.5/PACE (FIA\_UAU.4/PACE\_CAM, FIA\_UAU.5/PACE\_CAM for PACE CAM) and FCS\_CKM.4 represent some required specific properties of the protocols used. This objective for the data exchanged is mainly achieved by FDP\_UCT.1/TRM, FDP\_UIT.1/TRM and FTP\_ITC.1/PACE using FCS\_COP.1/PACE\_ENC resp. FCS\_COP.1/CA\_ENC. A prerequisite for establishing this trusted channel is a successful PACE or Chip and Terminal Authentication v.1 FIA\_UID.1/PACE, FIA\_UAU.1/PACE (FIA\_UID.1/PACE\_CAM, FIA\_UAU.1/PACE\_CAM for PACE CAM) using FCS\_CKM.1/DH\_PACE resp. FCS\_CKM.1/CA and possessing the special properties FIA\_UAU.5/PACE, FIA\_UAU.6/PACE (FIA\_UAU.5/PACE\_CAM, FIA\_UAU.6/PACE\_CAM for PACE CAM) resp. FIA\_UAU.6/EAC. FDP\_RIP.1 requires erasing the values of session keys (here: for Kenc). The SFR FMT\_MTD.1/KEY\_READ restricts the access to the PACE passwords, the Chip Authentication Private Key and the Active Authentication Private Key. The SFR FMT\_MTD.1/PACE\_CAM\_KEY\_READ restricts the access to the PACE passwords and the modular invert of the CA key. FMT\_MTD.1/PA requires that SOD containing signature over the User Data stored on the TOE and used for the Passive Authentication is allowed to be written by the Personalisation Agent only and, hence, is to be considered trustworthy. The SFR FCS\_RND.1 represents the general support for cryptographic operations needed. The SFRs FMT\_SMF.1 and FMT\_SMR.1/PACE support the functions and roles related.

**OT.Tracing** The security objective OT.Tracing aims that the TOE prevents gathering TOE tracing data by means of unambiguous identifying the travel document remotely through establishing or listening to a communication via the contactless interface of the TOE without a priori knowledge of the correct values of shared passwords (CAN, MRZ). This objective is achieved as follows: (i) while establishing PACE communication with CAN or MRZ (non-blocking authorization data) – by FIA\_AFL.1/PACE; (ii) for listening to PACE communication (is of importance for the current PP, since SOD is card-individual) – FTP\_ITC.1/PACE.

**OT.Prot\_Abuse-Func** The security objective OT.Prot\_Abuse-Func “Protection against Abuse of Functionality” is ensured by the SFR FMT\_LIM.1 and FMT\_LIM.2 which prevent misuse of test functionality of the TOE or other features which may not be used after TOE Delivery.

**OT.Prot\_Inf\_Leak** The security objective OT.Prot\_Inf\_Leak “Protection against Information Leakage” requires the TOE to protect confidential TSF data stored and/or processed in the travel document’s chip against disclosure

by measurement and analysis of the shape and amplitude of signals or the time between events found by measuring signals on the electromagnetic field, power consumption, clock, or I/O lines which is addressed by the SFR FPT\_EMS.1,

by forcing a malfunction of the TOE which is addressed by the SFR FPT\_FLS.1 and FPT\_TST.1, and/or

by a physical manipulation of the TOE which is addressed by the SFR FPT\_PHP.3.

**OT.Prot\_Phys-Tamper** The security objective OT.Prot\_Phys-Tamper “Protection against Physical Tampering” is covered by the SFR FPT\_PHP.3.

**OT.Prot\_Malfunction** The security objective OT.Prot\_Malfunction “Protection against Malfunctions” is covered by (i) the SFR FPT\_TST.1 which requires self-tests to demonstrate the correct operation and tests of authorized users to verify the integrity of TSF data and TSF code, and (ii) the SFR FPT\_FLS.1 which requires a secure state in case of detected failure or operating conditions possibly causing a malfunction.

**OT.Identification** The security objective OT.Identification “Identification of the TOE” addresses the storage of Initialisation and Pre-Personalisation Data in its non-volatile memory, whereby they also include the IC Identification Data uniquely identifying the TOE’s chip. This will be ensured by TSF according to SFR FAU\_SAS.1. The SFR FMT\_MTD.1/INI\_ENA allows only the Manufacturer to write Initialisation and Pre-personalisation Data (including the Personalisation Agent key set). The SFR FMT\_MTD.1/INI\_DIS requires the Personalisation Agent to disable access to Initialisation and Pre-personalisation Data in the life cycle phase ‘operational use’. The SFRs FMT\_SMF.1 and FMT\_SMR.1/PACE support the functions and roles related.

**OT.AC\_Pers** The security objective OT.AC\_Pers “Access Control for Personalisation of logical travel document” addresses the access control of the writing the logical travel document. The justification for the SFRs FAU\_SAS.1, FMT\_MTD.1/INI\_ENA and FMT\_MTD.1/INI\_DIS arises from the justification for OT.Identification above with respect to the Pre-personalisation Data. The write access to the logical travel document data are defined by the SFR FIA\_UID.1/PACE (FIA\_UID.1/PACE\_CAM for PACE CAM), FIA\_UAU.1/PACE (FIA\_UAU.1/PACE\_CAM for PACE CAM), FDP\_ACC.1/TRM and FDP\_ACF.1/TRM in the same way: only the successfully authenticated Personalisation Agent is allowed to write the data of the groups EF.DG1 to EF.DG16 of the logical travel document only once. FMT\_MTD.1/PA covers the related property of OT.AC\_Pers (writing SOD and, in generally, personalization data). The SFR FMT\_SMR.1/PACE lists the roles (including Personalisation Agent) and the SFR FMT\_SMF.1 lists the TSF management functions (including Personalisation).

The SFRs FMT\_MTD.1/KEY\_READ (FMT\_MTD.1/PACE\_CAM\_KEY\_READ for PACE CAM protocol) and FPT\_EMS.1 restrict the access to the Personalisation Agent Keys, the Chip Authentication Private Key and the Active Authentication Private key. The authentication of the terminal as Personalisation Agent shall be performed by TSF according to SFRs FIA\_UAU.4/PACE and FIA\_UAU.5/PACE (FIA\_UAU.4/PACE\_CAM and FIA\_UAU.5/PACE\_CAM for PACE CAM). If the Personalisation Terminal wants to authenticate itself to the TOE by means of the Terminal Authentication Protocol v.1 (after Chip Authentication v.1) with the Personalisation Agent Keys, the TOE will use TSF according to the FCS\_RND.1 (for the generation of the challenge), FCS\_CKM.1/CA (for the derivation of the new session keys after Chip Authentication v.1), and FCS\_COP.1/CA\_ENC and FCS\_COP.1/CA\_MAC (for the ENC\_MAC\_Mode secure messaging), FCS\_COP.1/SIG\_VER (as part of the Terminal Authentication Protocol v.1) and FIA\_UAU.6/EAC (for the re-authentication). If the Personalisation Terminal wants to authenticate itself to the TOE by means of the Authentication Mechanism with the Personalisation Agent Key, the TOE will use TSF according to the FCS\_RND.1 (for the generation of the challenge) and FCS\_COP.1/CA\_ENC (to verify the authentication attempt). The session keys are destroyed according to FCS\_CKM.4 after use.

**OT.Sens\_Data\_Conf** The security objective OT.Sense\_Data\_Conf<sup>6</sup> Confidentiality of sensitive biometric reference data” is enforced by the Access Control SFP defined in FDP\_ACC.1/TRM and FDP\_ACF.1/TRM allowing the data of EF.DG3 and EF.DG4 only to be read by successfully authenticated Extended Inspection System being authorized by a valid certificate according FCS\_COP.1/SIG\_VER. The SFRs FIA\_UID.1/PACE and FIA\_UAU.1/PACE (FIA\_UID.1/PACE\_CAM and FIA\_UAU.1/PACE\_CAM for PACE CAM) require the identification and authentication of the inspection systems. The SFR FIA\_UAU.5/PACE requires the successful Chip Authentication (CA) v.1 before any authentication attempt as Extended Inspection System (or FIA\_UAU.5/PACE\_CAM for PACE CAM). During the protected communication following the CA v.1 the reuse of authentication data is prevented by FIA\_UAU.4/PACE (FIA\_UAU.4/PACE\_CAM for PACE CAM). The SFR FIA\_UAU.6/EAC and FDP\_UCT.1/TRM requires the confidentiality protection of the transmitted data after Chip Authentication v.1 by means of secure messaging implemented by the cryptographic functions according to FCS\_RND.1 (for the generation of the terminal authentication challenge), FCS\_CKM.1/CA (for the generation of shared secret and for the derivation of the new session keys), and FCS\_COP.1/CA\_ENC and FCS\_COP.1/CA\_MAC for the ENC\_MAC\_Mode secure messaging. The session keys are destroyed according to FCS\_CKM.4 after use. The SFR FMT\_MTD.1/CAPK and FMT\_MTD.1/KEY\_READ requires that the Chip Authentication Key cannot be written unauthorized or read afterwards. The SFR FMT\_MTD.1/AAPK and FMT\_MTD.1/KEY\_READ requires that the Active Authentication Key cannot be written unauthorized or read afterwards. The SFR FMT\_MTD.1/PACE\_CAM\_KEY\_WRITE and FMT\_MTD.1/PACE\_CAM\_KEY\_READ requires that the modular invert of the CA key cannot be written unauthorized or read afterwards. To allow a verification of the certificate chain as in FMT\_MTD.3 the CVCA’s public key and certificate as well as the current date

are written or update by authorized identified role as of FMT\_MTD.1/CVCA\_INI, FMT\_MTD.1/CVCA\_UPD and FMT\_MTD.1/DATE.

**OT.Chip\_Auth\_Proof** The security objective OT.Chip\_Auth\_Proof “Proof of travel document’s chip authenticity” is ensured by the Chip Authentication Protocolv.1 provided by FIA\_API.1/CA and by Active Authentication provided by FIA\_API.1/AA proving the identity of the TOE. The Chip Authentication Protocolv.1 defined by FCS\_CKM.1/CA is performed using a TOE internally stored confidential private key as required by FMT\_MTD.1/CAPK and FMT\_MTD.1/KEY\_READ. The Chip Authentication Protocolv.1 [TR-03110-1] requires additional TSF according to FCS\_CKM.1/CA (for the derivation of the session keys), FCS\_COP.1/CA\_ENC and FCS\_COP.1/CA\_MAC (for the ENC\_MAC\_Mode secure messaging). The SFRs FMT\_SMF.1 and FMT\_SMR.1/PACE support the functions and roles related. The Active Authentication defined by FCS\_COP.1/SIG\_GEN for the generation of the RSA Signature is performed using a TOE internally stored confidential private key as required by FMT\_MTD.1/AAPK and FMT\_MTD.1/KEY\_READ. According to FDP\_ACF.1, only the successfully authenticated Inspection Systems are allowed to request active authentication (FDP\_ACF.1.2, rule 2).

### 6.3.2 Rationale tables of Security Objectives and SFRs

Security Objectives	Security Functional Requirements	Rationale
<a href="#">OT.Data Integrity</a>	<a href="#">FCS_CKM.1/DH_PACE</a> , <a href="#">FCS_CKM.4</a> , <a href="#">FCS_COP.1/PACE_MAC</a> , <a href="#">FIA_UAU.6/PACE</a> , <a href="#">FIA_UAU.6/PACE_CAM</a> , <a href="#">FDP_RIP.1</a> , <a href="#">FDP_UCT.1/TRM</a> , <a href="#">FDP_UIT.1/TRM</a> , <a href="#">FTP_ITC.1/PACE</a> , <a href="#">FMT_SMF.1</a> , <a href="#">FMT_MTD.1/PA</a> , <a href="#">FPT_PHP.3</a> , <a href="#">FCS_CKM.1/CA</a> , <a href="#">FCS_COP.1/CA_ENC</a> , <a href="#">FCS_COP.1/CA_MAC</a> , <a href="#">FCS_RND.1</a> , <a href="#">FIA_UID.1/PACE</a> , <a href="#">FIA_UAU.1/PACE</a> , <a href="#">FIA_UAU.4/PACE</a> , <a href="#">FIA_UAU.5/PACE</a> , <a href="#">FIA_UID.1/PACE_CAM</a> , <a href="#">FIA_UAU.1/PACE_CAM</a> , <a href="#">FIA_UAU.4/PACE_CAM</a> , <a href="#">FIA_UAU.5/PACE_CAM</a> , <a href="#">FIA_UAU.6/EAC</a> , <a href="#">FDP_ACC.1/TRM</a> , <a href="#">FDP_ACF.1/TRM</a> , <a href="#">FMT_SMR.1/PACE</a> , <a href="#">FMT_MTD.1/CAPK</a> , <a href="#">FMT_MTD.1/KEY_READ</a> , <a href="#">FMT_MTD.1/AAPK</a> , <a href="#">FMT_MTD.1/PACE_CAM_KEY_READ</a> , <a href="#">FMT_MTD.1/PACE_CAM_KEY_WRITE</a>	<a href="#">Section 6.3.1</a>
<a href="#">OT.Data Authenticity</a>	<a href="#">FCS_CKM.1/DH_PACE</a> , <a href="#">FCS_CKM.4</a> , <a href="#">FCS_COP.1/PACE_MAC</a> , <a href="#">FIA_UAU.6/PACE</a> , <a href="#">FIA_UAU.6/PACE_CAM</a> , <a href="#">FDP_RIP.1</a> , <a href="#">FTP_ITC.1/PACE</a> , <a href="#">FMT_SMF.1</a> , <a href="#">FMT_MTD.1/PA</a> , <a href="#">FCS_CKM.1/CA</a> , <a href="#">FCS_RND.1</a> , <a href="#">FIA_UID.1/PACE</a> ,	<a href="#">Section 6.3.1</a>



	<a href="#">FIA UAU.1/PACE</a> , <a href="#">FIA UAU.4/PACE</a> , <a href="#">FIA UAU.5/PACE</a> , <a href="#">FIA UID.1/PACE CAM</a> , <a href="#">FIA UAU.1/PACE CAM</a> , <a href="#">FIA UAU.4/PACE CAM</a> , <a href="#">FIA UAU.5/PACE CAM</a> , <a href="#">FIA UAU.6/EAC</a> , <a href="#">FMT SMR.1/PACE</a> , <a href="#">FMT MTD.1/KEY READ</a> , <a href="#">FMT MTD.1/PACE CAM KEY READ</a>	
<a href="#">OT.Data Confidentiality</a>	<a href="#">FCS CKM.1/DH PACE</a> , <a href="#">FCS CKM.4</a> , <a href="#">FCS COP.1/PACE ENC</a> , <a href="#">FIA UAU.6/PACE</a> , <a href="#">FIA UAU.6/PACE CAM</a> , <a href="#">FDP RIP.1</a> , <a href="#">FDP UCT.1/TRM</a> , <a href="#">FDP UIT.1/TRM</a> , <a href="#">FTP ITC.1/PACE</a> , <a href="#">FMT SMF.1</a> , <a href="#">FMT MTD.1/PA</a> , <a href="#">FCS CKM.1/CA</a> , <a href="#">FCS COP.1/CA ENC</a> , <a href="#">FCS RND.1</a> , <a href="#">FIA UID.1/PACE</a> , <a href="#">FIA UAU.1/PACE</a> , <a href="#">FIA UAU.4/PACE</a> , <a href="#">FIA UAU.5/PACE</a> , <a href="#">FIA UID.1/PACE CAM</a> , <a href="#">FIA UAU.1/PACE CAM</a> , <a href="#">FIA UAU.4/PACE CAM</a> , <a href="#">FIA UAU.5/PACE CAM</a> , <a href="#">FIA UAU.6/EAC</a> , <a href="#">FDP ACC.1/TRM</a> , <a href="#">FDP ACF.1/TRM</a> , <a href="#">FMT SMR.1/PACE</a> , <a href="#">FMT MTD.1/KEY READ</a> , <a href="#">FMT MTD.1/PACE CAM KEY READ</a>	<a href="#">Section 6.3.1</a>
<a href="#">OT.Tracing</a>	<a href="#">FIA AFL.1/PACE</a> , <a href="#">FTP ITC.1/PACE</a>	<a href="#">Section 6.3.1</a>
<a href="#">OT.Prot Abuse-Func</a>	<a href="#">FMT LIM.1</a> , <a href="#">FMT LIM.2</a>	<a href="#">Section 6.3.1</a>
<a href="#">OT.Prot Inf Leak</a>	<a href="#">FPT FLS.1</a> , <a href="#">FPT TST.1</a> , <a href="#">FPT PHP.3</a> , <a href="#">FPT EMS.1</a>	<a href="#">Section 6.3.1</a>
<a href="#">OT.Prot Phys-Tamper</a>	<a href="#">FPT PHP.3</a>	<a href="#">Section 6.3.1</a>
<a href="#">OT.Prot Malfunction</a>	<a href="#">FPT FLS.1</a> , <a href="#">FPT TST.1</a>	<a href="#">Section 6.3.1</a>
<a href="#">OT.Identification</a>	<a href="#">FMT SMF.1</a> , <a href="#">FMT MTD.1/INI ENA</a> , <a href="#">FAU SAS.1</a> , <a href="#">FMT SMR.1/PACE</a> , <a href="#">FMT MTD.1/INI DIS</a>	<a href="#">Section 6.3.1</a>
<a href="#">OT.AC Pers</a>	<a href="#">FMT SMF.1</a> , <a href="#">FMT MTD.1/INI ENA</a> , <a href="#">FMT MTD.1/PA</a> , <a href="#">FAU SAS.1</a> , <a href="#">FCS CKM.1/CA</a> , <a href="#">FCS CKM.4</a> , <a href="#">FCS COP.1/CA ENC</a> , <a href="#">FCS COP.1/CA MAC</a> , <a href="#">FCS COP.1/SIG VER</a> , <a href="#">FCS RND.1</a> , <a href="#">FIA UID.1/PACE</a> , <a href="#">FIA UAU.1/PACE</a> , <a href="#">FIA UAU.4/PACE</a> , <a href="#">FIA UAU.5/PACE</a> , <a href="#">FIA UID.1/PACE CAM</a> , <a href="#">FIA UAU.1/PACE CAM</a> ,	<a href="#">Section 6.3.1</a>

	<a href="#">FIA UAU.4/PACE CAM,</a> <a href="#">FIA UAU.5/PACE CAM,</a> <a href="#">FIA UAU.6/EAC,</a> <a href="#">FDP ACC.1/TRM,</a> <a href="#">FDP ACF.1/TRM,</a> <a href="#">FMT SMR.1/PACE,</a> <a href="#">FMT MTD.1/KEY READ,</a> <a href="#">FPT EMS.1,</a> <a href="#">FMT MTD.1/INI DIS,</a> <a href="#">FMT LIM.1,</a> <a href="#">FMT LIM.2,</a> <a href="#">FMT MTD.1/PACE CAM KEY READ</a>	
<a href="#">OT.Sens Data Conf</a>	<a href="#">FCS CKM.1/CA,</a> <a href="#">FCS CKM.4,</a> <a href="#">FCS COP.1/CA ENC,</a> <a href="#">FCS COP.1/CA MAC,</a> <a href="#">FCS COP.1/SIG VER,</a> <a href="#">FCS RND.1,</a> <a href="#">FIA UID.1/PACE,</a> <a href="#">FIA UAU.1/PACE,</a> <a href="#">FIA UAU.4/PACE,</a> <a href="#">FIA UAU.5/PACE,</a> <a href="#">FIA UID.1/PACE CAM,</a> <a href="#">FIA UAU.1/PACE CAM,</a> <a href="#">FIA UAU.4/PACE CAM,</a> <a href="#">FIA UAU.5/PACE CAM,</a> <a href="#">FIA UAU.6/EAC,</a> <a href="#">FDP ACC.1/TRM,</a> <a href="#">FDP ACF.1/TRM,</a> <a href="#">FDP UCT.1/TRM,</a> <a href="#">FMT MTD.1/CVCA INI,</a> <a href="#">FMT MTD.1/CVCA UPD,</a> <a href="#">FMT MTD.1/DATE,</a> <a href="#">FMT MTD.1/CAPK,</a> <a href="#">FMT MTD.1/KEY READ,</a> <a href="#">FMT MTD.1/PACE CAM KEY READ,</a> <a href="#">FMT MTD.1/PACE CAM KEY WRITE</a> <a href="#">FMT MTD.3,</a> <a href="#">FMT MTD.1/AAPK</a>	<a href="#">Section 6.3.1</a>
<a href="#">OT.Chip Auth Proof</a>	<a href="#">FCS CKM.1/CA,</a> <a href="#">FCS COP.1/CA ENC,</a> <a href="#">FCS COP.1/CA MAC,</a> <a href="#">FMT SMF.1,</a> <a href="#">FMT SMR.1/PACE,</a> <a href="#">FMT MTD.1/CAPK,</a> <a href="#">FMT MTD.1/KEY READ,</a> <a href="#">FIA API.1/CA,</a> <a href="#">FMT MTD.1/AAPK,</a> <a href="#">FIA API.1/AA,</a> <a href="#">FCS COP.1/SIG GEN</a>	<a href="#">Section 6.3.1</a>

**Table 7 Security Objectives and SFRs - Coverage**



Security Functional Requirements	Security Objectives
<a href="#">FCS_CKM.1/DH_PACE</a>	<a href="#">OT.Data Integrity</a> , <a href="#">OT.Data Authenticity</a> , <a href="#">OT.Data Confidentiality</a>
<a href="#">FCS_CKM.1/CA</a>	<a href="#">OT.Data Integrity</a> , <a href="#">OT.Data Authenticity</a> , <a href="#">OT.Data Confidentiality</a> , <a href="#">OT.AC Pers</a> , <a href="#">OT.Sens Data Conf</a> , <a href="#">OT.Chip Auth Proof</a>
<a href="#">FCS_CKM.4</a>	<a href="#">OT.Data Integrity</a> , <a href="#">OT.Data Authenticity</a> , <a href="#">OT.Data Confidentiality</a> , <a href="#">OT.AC Pers</a> , <a href="#">OT.Sens Data Conf</a>
<a href="#">FCS_COP.1/PACE_ENC</a>	<a href="#">OT.Data Confidentiality</a>
<a href="#">FCS_COP.1/PACE_MAC</a>	<a href="#">OT.Data Integrity</a> , <a href="#">OT.Data Authenticity</a>
<a href="#">FCS_COP.1/CA_ENC</a>	<a href="#">OT.Data Integrity</a> , <a href="#">OT.Data Confidentiality</a> , <a href="#">OT.AC Pers</a> , <a href="#">OT.Sens Data Conf</a> , <a href="#">OT.Chip Auth Proof</a>
<a href="#">FCS_COP.1/SIG_VER</a>	<a href="#">OT.AC Pers</a> , <a href="#">OT.Sens Data Conf</a>
<a href="#">FCS_COP.1/SIG_GEN</a>	<a href="#">OT.Chip Auth Proof</a>
<a href="#">FCS_COP.1/CA_MAC</a>	<a href="#">OT.Data Integrity</a> , <a href="#">OT.AC Pers</a> , <a href="#">OT.Sens Data Conf</a> , <a href="#">OT.Chip Auth Proof</a>
<a href="#">FCS_RND.1</a>	<a href="#">OT.Data Integrity</a> , <a href="#">OT.Data Authenticity</a> , <a href="#">OT.Data Confidentiality</a> , <a href="#">OT.AC Pers</a> , <a href="#">OT.Sens Data Conf</a>
<a href="#">FIA_AFL.1/PACE</a>	<a href="#">OT.Tracing</a>
<a href="#">FIA_UID.1/PACE</a>	<a href="#">OT.Data Integrity</a> , <a href="#">OT.Data Authenticity</a> , <a href="#">OT.Data Confidentiality</a> , <a href="#">OT.AC Pers</a> , <a href="#">OT.Sens Data Conf</a>
<a href="#">FIA_UAU.1/PACE</a>	<a href="#">OT.Data Integrity</a> , <a href="#">OT.Data Authenticity</a> , <a href="#">OT.Data Confidentiality</a> , <a href="#">OT.AC Pers</a> , <a href="#">OT.Sens Data Conf</a>
<a href="#">FIA_UAU.4/PACE</a>	<a href="#">OT.Data Integrity</a> ,

	<a href="#">OT.Data Authenticity,</a> <a href="#">OT.Data Confidentiality,</a> <a href="#">OT.AC Pers,</a> <a href="#">OT.Sens Data Conf</a>
<a href="#">FIA UAU.5/PACE</a>	<a href="#">OT.Data Integrity,</a> <a href="#">OT.Data Authenticity,</a> <a href="#">OT.Data Confidentiality,</a> <a href="#">OT.AC Pers,</a> <a href="#">OT.Sens Data Conf</a>
<a href="#">FIA UAU.6/EAC</a>	<a href="#">OT.Data Integrity,</a> <a href="#">OT.Data Authenticity,</a> <a href="#">OT.Data Confidentiality,</a> <a href="#">OT.AC Pers,</a> <a href="#">OT.Sens Data Conf</a>
<a href="#">FIA UAU.6/PACE</a>	<a href="#">OT.Data Integrity,</a> <a href="#">OT.Data Authenticity,</a> <a href="#">OT.Data Confidentiality</a>
<a href="#">FIA UID.1/PACE CAM</a>	<a href="#">OT.Data Integrity,</a> <a href="#">OT.Data Authenticity,</a> <a href="#">OT.Data Confidentiality,</a> <a href="#">OT.AC Pers,</a> <a href="#">OT.Sens Data Conf</a>
<a href="#">FIA UAU.1/PACE CAM</a>	<a href="#">OT.Data Integrity,</a> <a href="#">OT.Data Authenticity,</a> <a href="#">OT.Data Confidentiality,</a> <a href="#">OT.AC Pers,</a> <a href="#">OT.Sens Data Conf</a>
<a href="#">FIA UAU.4/PACE CAM</a>	<a href="#">OT.Data Integrity,</a> <a href="#">OT.Data Authenticity,</a> <a href="#">OT.Data Confidentiality,</a> <a href="#">OT.AC Pers,</a> <a href="#">OT.Sens Data Conf</a>
<a href="#">FIA UAU.5/PACE CAM</a>	<a href="#">OT.Data Integrity,</a> <a href="#">OT.Data Authenticity,</a> <a href="#">OT.Data Confidentiality,</a> <a href="#">OT.AC Pers,</a> <a href="#">OT.Sens Data Conf</a>
<a href="#">FIA UAU.6/PACE CAM</a>	<a href="#">OT.Data Integrity,</a> <a href="#">OT.Data Authenticity,</a> <a href="#">OT.Data Confidentiality</a>
<a href="#">FMT MTD.1/PACE CAM KEY READ</a>	<a href="#">OT.Data Integrity,</a> <a href="#">OT.Data Authenticity,</a> <a href="#">OT.Data Confidentiality,</a> <a href="#">OT.AC Pers,</a> <a href="#">OT.Sens Data Conf</a>
<a href="#">FMT MTD.1/PACE CAM KEY WRITE</a>	<a href="#">OT.Data Integrity,</a> <a href="#">OT.Sens Data Conf,</a>

<a href="#">FIA_API.1/CA</a>	<a href="#">OT.Chip Auth Proof</a>
<a href="#">FIA_API.1/AA</a>	<a href="#">OT.Chip Auth Proof</a>
<a href="#">FDP_ACC.1/TRM</a>	<a href="#">OT.Data Integrity,</a> <a href="#">OT.Data Confidentiality,</a> <a href="#">OT.AC Pers,</a> <a href="#">OT.Sens Data Conf</a>
<a href="#">FDP_ACF.1/TRM</a>	<a href="#">OT.Data Integrity,</a> <a href="#">OT.Data Confidentiality,</a> <a href="#">OT.AC Pers,</a> <a href="#">OT.Sens Data Conf</a>
<a href="#">FDP_RIP.1</a>	<a href="#">OT.Data Integrity,</a> <a href="#">OT.Data Authenticity,</a> <a href="#">OT.Data Confidentiality</a>
<a href="#">FDP_UCT.1/TRM</a>	<a href="#">OT.Data Integrity,</a> <a href="#">OT.Data Confidentiality,</a> <a href="#">OT.Sens Data Conf</a>
<a href="#">FDP_UIT.1/TRM</a>	<a href="#">OT.Data Integrity,</a> <a href="#">OT.Data Confidentiality</a>
<a href="#">FTP_ITC.1/PACE</a>	<a href="#">OT.Data Integrity,</a> <a href="#">OT.Data Authenticity,</a> <a href="#">OT.Data Confidentiality,</a> <a href="#">OT.Tracing</a>
<a href="#">FAU_SAS.1</a>	<a href="#">OT.Identification,</a> <a href="#">OT.AC Pers</a>
<a href="#">FMT_SMF.1</a>	<a href="#">OT.Data Integrity,</a> <a href="#">OT.Data Authenticity,</a> <a href="#">OT.Data Confidentiality,</a> <a href="#">OT.Identification,</a> <a href="#">OT.AC Pers,</a> <a href="#">OT.Chip Auth Proof</a>
<a href="#">FMT_SMR.1/PACE</a>	<a href="#">OT.Data Integrity,</a> <a href="#">OT.Data Authenticity,</a> <a href="#">OT.Data Confidentiality,</a> <a href="#">OT.Identification,</a> <a href="#">OT.AC Pers,</a> <a href="#">OT.Chip Auth Proof</a>
<a href="#">FMT_LIM.1</a>	<a href="#">OT.Prot Abuse-Func,</a> <a href="#">OT.AC Pers</a>
<a href="#">FMT_LIM.2</a>	<a href="#">OT.Prot Abuse-Func,</a> <a href="#">OT.AC Pers</a>
<a href="#">FMT_MTD.1/INI_ENA</a>	<a href="#">OT.Identification,</a> <a href="#">OT.AC Pers</a>
<a href="#">FMT_MTD.1/INI_DIS</a>	<a href="#">OT.Identification,</a> <a href="#">OT.AC Pers</a>
<a href="#">FMT_MTD.1/PA</a>	<a href="#">OT.Data Integrity,</a> <a href="#">OT.Data Authenticity,</a> <a href="#">OT.Data Confidentiality,</a>

	<a href="#">OT.AC Pers</a>
<a href="#">FMT_MTD.1/CVCA_INI</a>	<a href="#">OT.Sens Data Conf</a>
<a href="#">FMT_MTD.1/CVCA_UPD</a>	<a href="#">OT.Sens Data Conf</a>
<a href="#">FMT_MTD.1/DATE</a>	<a href="#">OT.Sens Data Conf</a>
<a href="#">FMT_MTD.1/CAPK</a>	<a href="#">OT.Data Integrity,</a> <a href="#">OT.Sens Data Conf,</a> <a href="#">OT.Chip Auth Proof</a>
<a href="#">FMT_MTD.1/AAPK</a>	<a href="#">OT.Data Integrity,</a> <a href="#">OT.Sens Data Conf,</a> <a href="#">OT.Chip Auth Proof</a>
<a href="#">FMT_MTD.1/KEY_READ</a>	<a href="#">OT.Data Integrity,</a> <a href="#">OT.Data Authenticity,</a> <a href="#">OT.Data Confidentiality,</a> <a href="#">OT.AC Pers,</a> <a href="#">OT.Sens Data Conf,</a> <a href="#">OT.Chip Auth Proof</a>
<a href="#">FMT_MTD.3</a>	<a href="#">OT.Sens Data Conf</a>
<a href="#">FPT_EMS.1</a>	<a href="#">OT.Prot Inf Leak,</a> <a href="#">OT.AC Pers</a>
<a href="#">FPT_FLS.1</a>	<a href="#">OT.Prot Inf Leak,</a> <a href="#">OT.Prot Malfunction</a>
<a href="#">FPT_TST.1</a>	<a href="#">OT.Prot Inf Leak,</a> <a href="#">OT.Prot Malfunction</a>
<a href="#">FPT_PHP.3</a>	<a href="#">OT.Data Integrity,</a> <a href="#">OT.Prot Inf Leak,</a> <a href="#">OT.Prot Phys-Tamper</a>

**Table 8 SFRs and Security Objectives**

### 6.3.3 Dependencies

#### 6.3.3.1 SFRs Dependencies

Requirements	CC Dependencies	Satisfied Dependencies
<a href="#">FIA AFL.1/PACE</a>	(FIA_UAU.1)	<a href="#">FIA UAU.1/PACE</a>
<a href="#">FIA UID.1/PACE</a>	No Dependencies	
<a href="#">FIA UAU.1/PACE</a>	(FIA_UID.1)	<a href="#">FIA UID.1/PACE</a>
<a href="#">FIA UAU.4/PACE</a>	No Dependencies	
<a href="#">FIA UAU.5/PACE</a>	No Dependencies	
<a href="#">FIA UAU.6/EAC</a>	No Dependencies	
<a href="#">FIA UAU.6/PACE</a>	No Dependencies	
<a href="#">FIA UID.1/PACE CAM</a>	No Dependencies	
<a href="#">FIA UAU.1/PACE CAM</a>	(FIA_UID.1)	<a href="#">FIA UID.1/PACE CAM</a>
<a href="#">FIA UAU.4/PACE CAM</a>	No Dependencies	
<a href="#">FIA UAU.5/PACE CAM</a>	No Dependencies	
<a href="#">FIA UAU.6/PACE CAM</a>	No Dependencies	
<a href="#">FMT MTD.1/PACE CAM KEY READ</a>	(FMT_SMF.1) and (FMT_SMR.1)	<a href="#">FMT SMF.1</a> , <a href="#">FMT SMR.1/PACE</a>
<a href="#">FMT MTD.1/PACE CAM KEY WRITE</a>	(FMT_SMF.1) and (FMT_SMR.1)	<a href="#">FMT SMF.1</a> , <a href="#">FMT SMR.1/PACE</a>
<a href="#">FIA API.1/CA</a>	No Dependencies	
<a href="#">FIA API.1/AA</a>	No Dependencies	
<a href="#">FDP ACC.1/TRM</a>	(FDP_ACF.1)	<a href="#">FDP ACF.1/TRM</a>
<a href="#">FDP ACF.1/TRM</a>	(FDP_ACC.1) and (FMT_MSA.3)	<a href="#">FDP ACC.1/TRM</a>
<a href="#">FDP RIP.1</a>	No Dependencies	
<a href="#">FDP UCT.1/TRM</a>	(FDP_ACC.1 or FDP_IFC.1) and (FTP_ITC.1 or	<a href="#">FDP ACC.1/TRM</a> , <a href="#">FTP ITC.1/PACE</a>

	FTP_TRP.1)	
<a href="#">FDP UIT.1/TRM</a>	(FDP_ACC.1 or FDP_IFC.1) and (FTP_ITC.1 or FTP_TRP.1)	<a href="#">FDP_ACC.1/TRM</a> , <a href="#">FTP_ITC.1/PACE</a>
<a href="#">FTP ITC.1/PACE</a>	No Dependencies	
<a href="#">FAU SAS.1</a>	No Dependencies	
<a href="#">FMT SMF.1</a>	No Dependencies	
<a href="#">FMT SMR.1/PACE</a>	(FIA_UID.1)	<a href="#">FIA_UID.1/PACE</a> , <a href="#">FIA_UID.1/PACE CAM</a>
<a href="#">FMT LIM.1</a>	(FMT_LIM.2)	<a href="#">FMT LIM.2</a>
<a href="#">FMT LIM.2</a>	(FMT_LIM.1)	<a href="#">FMT LIM.1</a>
<a href="#">FMT MTD.1/INI ENA</a>	(FMT_SMF.1) and (FMT_SMR.1)	<a href="#">FMT SMF.1</a> , <a href="#">FMT SMR.1/PACE</a>
<a href="#">FMT MTD.1/INI DIS</a>	(FMT_SMF.1) and (FMT_SMR.1)	<a href="#">FMT SMF.1</a> , <a href="#">FMT SMR.1/PACE</a>
<a href="#">FMT MTD.1/PA</a>	(FMT_SMF.1) and (FMT_SMR.1)	<a href="#">FMT SMF.1</a> , <a href="#">FMT SMR.1/PACE</a>
<a href="#">FMT MTD.1/CVCA INI</a>	(FMT_SMF.1) and (FMT_SMR.1)	<a href="#">FMT SMF.1</a> , <a href="#">FMT SMR.1/PACE</a>
<a href="#">FMT MTD.1/CVCA UPD</a>	(FMT_SMF.1) and (FMT_SMR.1)	<a href="#">FMT SMF.1</a> , <a href="#">FMT SMR.1/PACE</a>
<a href="#">FMT MTD.1/DATE</a>	(FMT_SMF.1) and (FMT_SMR.1)	<a href="#">FMT SMF.1</a> , <a href="#">FMT SMR.1/PACE</a>
<a href="#">FMT MTD.1/CAPK</a>	(FMT_SMF.1) and (FMT_SMR.1)	<a href="#">FMT SMF.1</a> , <a href="#">FMT SMR.1/PACE</a>
<a href="#">FMT MTD.1/AAPK</a>	(FMT_SMF.1) and (FMT_SMR.1)	<a href="#">FMT SMF.1</a> , <a href="#">FMT SMR.1/PACE</a>
<a href="#">FMT MTD.1/KEY_READ</a>	(FMT_SMF.1) and (FMT_SMR.1)	<a href="#">FMT SMF.1</a> , <a href="#">FMT SMR.1/PACE</a>
<a href="#">FMT MTD.3</a>	(FMT_MTD.1)	<a href="#">FMT MTD.1/CVCA INI</a> , <a href="#">FMT MTD.1/CVCA UPD</a>
<a href="#">FPT EMS.1</a>	No Dependencies	

<a href="#">FPT_FLS.1</a>	No Dependencies	
<a href="#">FPT_TST.1</a>	No Dependencies	
<a href="#">FPT_PHP.3</a>	No Dependencies	
<a href="#">FCS_CKM.1/DH_PACE</a>	(FCS_CKM.2 or FCS_COP.1) and (FCS_CKM.4)	<a href="#">FCS_CKM.4</a> , <a href="#">FCS_COP.1/PACE_ENC</a> , <a href="#">FCS_COP.1/PACE_MAC</a>
<a href="#">FCS_CKM.1/CA</a>	(FCS_CKM.2 or FCS_COP.1) and (FCS_CKM.4)	<a href="#">FCS_CKM.4</a> , <a href="#">FCS_COP.1/CA_ENC</a> , <a href="#">FCS_COP.1/CA_MAC</a>
<a href="#">FCS_CKM.4</a>	(FCS_CKM.1 or FDP_ITC.1 or FDP_ITC.2)	<a href="#">FCS_CKM.1/DH_PACE</a>
<a href="#">FCS_COP.1/PACE_ENC</a>	(FCS_CKM.1 or FDP_ITC.1 or FDP_ITC.2) and (FCS_CKM.4)	<a href="#">FCS_CKM.1/DH_PACE</a> , <a href="#">FCS_CKM.4</a>
<a href="#">FCS_COP.1/PACE_MAC</a>	(FCS_CKM.1 or FDP_ITC.1 or FDP_ITC.2) and (FCS_CKM.4)	<a href="#">FCS_CKM.1/DH_PACE</a> , <a href="#">FCS_CKM.4</a>
<a href="#">FCS_COP.1/CA_ENC</a>	(FCS_CKM.1 or FDP_ITC.1 or FDP_ITC.2) and (FCS_CKM.4)	<a href="#">FCS_CKM.1/CA</a> , <a href="#">FCS_CKM.4</a>
<a href="#">FCS_COP.1/SIG_VER</a>	(FCS_CKM.1 or FDP_ITC.1 or FDP_ITC.2) and (FCS_CKM.4)	<a href="#">FCS_CKM.1/CA</a> , <a href="#">FCS_CKM.4</a>
<a href="#">FCS_COP.1/SIG_GEN</a>	(FCS_CKM.1 or FDP_ITC.1 or FDP_ITC.2) and (FCS_CKM.4)	<a href="#">FCS_CKM.1/CA</a> , <a href="#">FCS_CKM.4</a>
<a href="#">FCS_COP.1/CA_MAC</a>	(FCS_CKM.1 or FDP_ITC.1 or FDP_ITC.2) and (FCS_CKM.4)	<a href="#">FCS_CKM.1/CA</a> , <a href="#">FCS_CKM.4</a>
<a href="#">FCS_RND.1</a>	No Dependencies	

**Table 9 SFRs Dependencies**

### 6.3.3.1.1 Rationale for the exclusion of Dependencies

**The dependency FMT\_MSA.3 of FDP\_ACF.1/TRM is discarded.** The access control TSF according to FDP\_ACF.1/TRM uses security attributes which are defined during the personalisation and are fixed over the whole life time of the TOE. No management of these security attribute (i.e. SFR FMT\_MSA.1 and FMT\_MSA.3) is necessary here.

### 6.3.3.2 SARs Dependencies

Requirements	CC Dependencies	Satisfied Dependencies
<a href="#">ADV_ARC.1</a>	(ADV_FSP.1) and (ADV_TDS.1)	<a href="#">ADV_FSP.5</a> , <a href="#">ADV_TDS.4</a>
<a href="#">ADV_FSP.5</a>	(ADV_IMP.1) and (ADV_TDS.1)	<a href="#">ADV_IMP.1</a> , <a href="#">ADV_TDS.4</a>
<a href="#">ADV_IMP.1</a>	(ADV_TDS.3) and (ALC_TAT.1)	<a href="#">ADV_TDS.4</a> , <a href="#">ALC_TAT.2</a>
<a href="#">ADV_INT.2</a>	(ADV_IMP.1) and (ADV_TDS.3) and (ALC_TAT.1)	<a href="#">ADV_IMP.1</a> , <a href="#">ADV_TDS.4</a> , <a href="#">ALC_TAT.2</a>
<a href="#">ADV_TDS.4</a>	(ADV_FSP.5)	<a href="#">ADV_FSP.5</a>
<a href="#">AGD_OPE.1</a>	(ADV_FSP.1)	<a href="#">ADV_FSP.5</a>
<a href="#">AGD_PRE.1</a>	No Dependencies	
<a href="#">ALC_CMC.4</a>	(ALC_CMS.1) and (ALC_DVS.1) and (ALC_LCD.1)	<a href="#">ALC_CMS.5</a> , <a href="#">ALC_DVS.2</a> , <a href="#">ALC_LCD.1</a>
<a href="#">ALC_CMS.5</a>	No Dependencies	
<a href="#">ALC_DEL.1</a>	No Dependencies	
<a href="#">ALC_DVS.2</a>	No Dependencies	
<a href="#">ALC_LCD.1</a>	No Dependencies	
<a href="#">ALC_TAT.2</a>	(ADV_IMP.1)	<a href="#">ADV_IMP.1</a>
<a href="#">ASE_CCL.1</a>	(ASE_ECD.1) and (ASE_INT.1) and (ASE_REQ.1)	<a href="#">ASE_ECD.1</a> , <a href="#">ASE_INT.1</a> , <a href="#">ASE_REQ.2</a>
<a href="#">ASE_ECD.1</a>	No Dependencies	
<a href="#">ASE_INT.1</a>	No Dependencies	
<a href="#">ASE_OBJ.2</a>	(ASE_SPD.1)	<a href="#">ASE_SPD.1</a>
<a href="#">ASE_REQ.2</a>	(ASE_ECD.1) and (ASE_OBJ.2)	<a href="#">ASE_ECD.1</a> , <a href="#">ASE_OBJ.2</a>
<a href="#">ASE_SPD.1</a>	No Dependencies	
<a href="#">ASE_TSS.1</a>	(ADV_FSP.1) and (ASE_INT.1) and (ASE_REQ.1)	<a href="#">ADV_FSP.5</a> , <a href="#">ASE_INT.1</a> , <a href="#">ASE_REQ.2</a>
<a href="#">ATE_COV.2</a>	(ADV_FSP.2) and (ATE_FUN.1)	<a href="#">ADV_FSP.5</a> , <a href="#">ATE_FUN.1</a>
<a href="#">ATE_DPT.3</a>	(ADV_ARC.1) and (ADV_TDS.4) and (ATE_FUN.1)	<a href="#">ADV_ARC.1</a> , <a href="#">ADV_TDS.4</a> , <a href="#">ATE_FUN.1</a>



<a href="#">ATE_FUN.1</a>	<a href="#">(ATE_COV.1)</a>	<a href="#">ATE_COV.2</a>
<a href="#">ATE_IND.2</a>	( <a href="#">ADV_FSP.2</a> ) and ( <a href="#">AGD_OPE.1</a> ) and ( <a href="#">AGD_PRE.1</a> ) and ( <a href="#">ATE_COV.1</a> ) and ( <a href="#">ATE_FUN.1</a> )	<a href="#">ADV_FSP.5</a> , <a href="#">AGD_OPE.1</a> , <a href="#">AGD_PRE.1</a> , <a href="#">ATE_COV.2</a> , <a href="#">ATE_FUN.1</a>
<a href="#">AVA_VAN.5</a>	( <a href="#">ADV_ARC.1</a> ) and ( <a href="#">ADV_FSP.4</a> ) and ( <a href="#">ADV_IMP.1</a> ) and ( <a href="#">ADV_TDS.3</a> ) and ( <a href="#">AGD_OPE.1</a> ) and ( <a href="#">AGD_PRE.1</a> ) and ( <a href="#">ATE_DPT.1</a> )	<a href="#">ADV_ARC.1</a> , <a href="#">ADV_FSP.5</a> , <a href="#">ADV_IMP.1</a> , <a href="#">ADV_TDS.4</a> , <a href="#">AGD_OPE.1</a> , <a href="#">AGD_PRE.1</a> , <a href="#">ATE_DPT.3</a>

**Table 10 SARs Dependencies**

### **6.3.4 Rationale for the Security Assurance Requirements**

The EAL5 was chosen to permits a developer to gain maximum assurance from positive security engineering based upon rigorous commercial development practices supported by moderate application of specialist security engineering techniques. Such a TOE will probably be designed and developed with the intent of achieving EAL5 assurance. It is likely that the additional costs attributable to the EAL5 requirements, relative to rigorous development without the application of specialised techniques, will not be large.

### **6.3.5 AVA\_VAN.5 Advanced methodical vulnerability analysis**

The selection of the component AVA\_VAN.5 provides the assurance that the TOE is shown to be highly resistant to penetration attacks to meet the security objectives OT.Prot\_Inf\_Leak, OT.Prot\_Phys-Tamper and OT.Prot\_Malfunction.

### **6.3.6 ALC\_DVS.2 Sufficiency of security measures**

The selection of the component ALC\_DVS.2 provides a higher assurance of the security of the MRTD's development and manufacturing especially for the secure handling of the MRTD's material.

## 7 TOE Summary Specification

---

### 7.1 TOE Summary Specification

This section provides a description of the security functions and assurance measures of the TOE that meet the TOE security requirements.

The TOE provides security features (SF) which can be associated to following groups:

- Identification and Authentication mechanisms
- Cryptographic functions support
- Access control /Storage and protection of logical travel document data
- Secure messaging
- Security and Life-cycle management

Moreover the TOE will protect itself against interference, logical tampering and bypass. The security functionality of the TOE respectively the IDeal Pass v2.2-n - SAC/EAC JC ePassport applet will be externally available to the user by APDU commands according to the access conditions specified by the according policies considering the life cycle state, user role and security state.

#### 7.1.1 SF.IA Identification and Authentication

The different authentication mechanisms are supported by APDU commands and parameters using the cryptographic functions provided by the platform. The authentication mechanisms are enforced by protocols and APDU methods as specified in the functional specification.

Note that Symmetric Basic Access Control (BAC) Authentication Mechanism is supported by the TOE but not covered by this Security Target.

The TOE supports the following authentication mechanisms:

- **SF.IA.1:** Password Authenticated Connection Establishment (PACE)
- **SF.IA.2:** EAC Chip Authentication v. 1
- **SF.IA.3:** EAC Terminal Authentication Protocol v.1
- **SF.IA.4:** Authentication of the Personalization Agent with a personalisation key set based on a symmetric authentication mechanism.
- **SF.IA.5:** ICAO Active Authentication
- **SF.IA.6:** Optionally PACE with additional Chip Authentication Mapping (PACE CAM)

### **7.1.2 SF.CF Cryptographic functions support**

Cryptographic function support is provided by the underlying NXP JCOP 3 SECID P60 CS (OSB) open platform, i.e. the TOE relies on the underlying platform for performing its required cryptographic operations.

SF.CF Cryptographic functions include:

- **SF.CF.1:** 3DES and AES cipher operations for secure messaging
- **SF.CF.2:** Digest calculations (SHA-1, SHA-224, SHA-256, SHA-384 and SHA-512)
- **SF.CF.3:** Signature generation (ECDSA, RSA)
- **SF.CF.4:** Signature verification (ECDSA, RSA)
- **SF.CF.5:** Diffie-Hellman Key Agreement (ECDH and DH)
- **SF.CF.6:** Key Generation (PACE ECDH/DH ephemeral keys and secure messaging MAC and ENC session keys)
- **SF.CF.7:** Key Destruction
- **SF.CF.8:** True Random Number generation

### **7.1.3 SF.ILTB Protection against interference, logical tampering and bypass**

#### **SF.ILTB.1**

##### **Protection against interference, logical tampering and bypass**

Security domains are supported by the Java Card platform used by the TOE underlying NXP JCOP 3 SECID P60 CS (OSB) open platform. The NXP JCOP 3 SECID P60 CS (OSB) open platform provides protection against physical attack and performs self-tests as described in [PLTF-ST].

The platform protects the TOE against malfunctions that are caused by exposure to operating conditions that may cause a malfunction. This includes hardware resets and operation outside the specified norms.

The IDeal Pass v2.2-n - SAC/EAC JC ePassport Applet uses transient memory where a hardware reset always reverts the IDeal Pass v2.2-n - SAC/EAC JC ePassport Applet into an unauthenticated state.

### **7.1.4 SF.AC Access control / Storage and protection of logical travel document data**

#### **SF.AC.1**

##### **Access control / Storage and protection of logical travel document data**

The TOE provided access control, storage and protection of logical travel document data including access control to MRTD data. The TOE implements the subjects, objects, security attributes and rules according to the security attribute based access control. Access control is enforced by the APDU methods as specified in the interface defined in the functional specification.

### 7.1.5 SF.SM Secure Messaging

#### SF.SM.1

##### Secure Messaging

Secure messaging MAC and ENC operations are performed by the TOE's platform.

Secure messaging in ENC\_MAC mode is established during PACE or re-established during Chip Authentication v1 and is based on SF.CF.1, 5, 6 and 8.

#### SF.SM.2

##### Secure Messaging – Re-authentication

The Retail MAC for 3DES and CMAC for AES are part of every APDU command/response when secure messaging is active after a successful PACE or Chip Authentication has been accomplished. Re-authentication after reset of the SM protocol is assured by accepting only valid (mandatory) MAC or CMAC cryptograms.

### 7.1.6 SF.LCM Security and life cycle management

#### SF.LCM.1

##### Management of phases and roles

For the TOE the following life-cycle phases have been identified:

1. Manufacturing phase
2. Personalisation phase
3. Operational phase
4. Termination phase

Each life-cycle phase (or state) has its typical user acting as role holder.

Life-cycle phase	Role
Manufacturing phase	IC Manufacturer
	MRTD Manufacturer Platform initialisation)
	MRTD Manufacturer (Pre-personalisation)
Personalisation phase	Personalisation Agent
Operational phase	Basic or Extended Inspection system
Terminated phase	None

All role holders in Manufacturing, Pre-Personalisation and Personalisation phases are identified by cryptographic authentication keys. In Operational phase the PACE password is required to authenticate the Basic or Extended Inspection System in order to get access to the non-sensitive ICAO LDS datagroups.

The IDeal Pass v2.2-n - SAC/EAC JC ePassport Applet maintains the internal life-cycle state the moment that the applet is installed. This state, together with the access control mechanisms force the Terminal into a specific role, for the pre-personalisation and subsequent, personalisation and operational

phases. The phases (and corresponding life-cycle states) are controlled by APDU commands.

### SF.LCM.2

#### Life Cycle states of the IDeal Pass v2.2-n - SAC/EAC JC ePassport Applet

The TOE supports the following life-cycle states:

1. Not instantiated (applet resides in EEPROM or ROM)
2. PRE-PERSONALISATION state
3. PERSONALISATION state
4. OPERATIONAL state
5. TERMINATED state (irreversibly)

Each life-cycle phase (or state) has its typical user acting as role holder.

Life-cycle phase	Life-cycle state (maintained by applet)	Role
Manufacturing phase	- (Applet not instantiated)	IC Manufacturer
	- (Applet not instantiated)	MRTD Manufacturer Platform initialisation
	PRE-PERSONALISATION	MRTD Manufacturer (Pre-personalisation)
Personalisation phase	PERSONALISATION	Personalisation Agent
Operational phase	OPERATIONAL	Basic or Extended Inspection system
Terminated phase	TERMINATED	None

### SF.LCM.3

#### Management of TSF-Data

The TOE allows only in its PERSONALISATION life-cycle state TSF data to be written onto the TOE.

In OPERATIONAL life-cycle state the management of TSF-Data can only be performed after successful Terminal Authentication.

Updating the Country Verifier Certification Authority Public Key and Certificate is restricted to the Country Verifier Certification Authority. Modifying the Current Date is restricted to the Country Verifier Certification Authority, the Document Verifier and the domestic Extended Inspection System.

### SF.LCM.4

#### Protection of test features

The IDeal Pass v2.2-n - SAC/EAC JC ePassport Applet does not have any dedicated test features implemented.

The test features of the NXP JCOP 3 SECID P60 CS (OSB) open platform are protected by ways described in [PLTF-ST] and guidance documentation.

## SF.LCM.5

### Protection of keys and PACE passwords

In PRE-PERSONALISATION life-cycle state personalisation Agent Key Set is installed on the TOE's platform and protected by the platform.

In all TOE life-cycle states the Personalization Agent Key set (MAC, ENC, KEK), the PACE passwords (derived from MRZ and/or CAN), the Chip Authentication Private Key, the Active Authentication Private Key are protected from disclosure. The IDeal Pass v2.2-n - SAC/EAC JC ePassport Applet only stores keys in Java Card specified Key structures, which are protected by NXP JCOP 3 SECID P60 CS (OSB) open platform.

## SF.LCM.6

### IC Identification data

During initialisation the IDeal Pass v2.2-n - SAC/EAC JC ePassport Applet is installed and initiated with the Pre-Personalisation Agent key and the IC Identification data. The INSTALL for INSTALL method of the NXP JCOP 3 SECID P60 CS (OSB) open platform will be used to store the IC Identification data.

## 7.2 SFRs and TSS

### 7.2.1 SFRs and TSS - Rationale

#### 7.2.1.1 TOE Summary Specification

##### 7.2.1.1.1 SF.IA Identification and Authentication

**SF.IA.1** The implementation of PACE contributes to:

FIA\_AFL.1/PACE, Authentication failure handling PACE authentication using non-blocking authorisation data. The TOE increases the reaction time of the TOE after an unsuccessful authentication attempt with a wrong PACE passwords.

FIA\_UID.1/PACE, Timing of identification. The TOE allows to carry out the PACE Protocol after successful user identification

FIA\_UAU.1/PACE, Timing of identification. The TOE prevents reuse of authentication data related to the PACE protocol, i.e. according authentication mechanisms.

FIA\_UAU.4/PACE, Single-use authentication mechanisms - Single-use authentication of the Terminal by the TOE

FIA\_UAU.5/PACE, Multiple authentication mechanisms to support user authentication. The TOE provides multiple authentication mechanisms, PACE, symmetric key based authentication mechanism, etc.

FIA\_UAU.6/PACE, Re-authenticating of Terminal by the TOE. The TOE re-authenticates the connected terminal, if a secure messaging error occurred.

FCS\_CKM.1/DH\_PACE, Diffie-Hellman key generation for PACE session keys provided by SF.CF.6

FCS\_CKM.4, Cryptographic key destruction – Session keys provided by SF.CF.7

FCS\_COP.1/PACE\_ENC, Cryptographic operation – Encryption / Decryption AES / 3DES provided by SF.CF.1

FCS\_COP.1/PACE\_MAC, Cryptographic operation MAC/CMAC provided by SF.CF.1

FDP\_ACF.1/TRM, Security attribute based access control, provided by SF.AC

FDP\_UCT.1/TRM, Basic data exchange confidentiality – MRTD provided by SF.AC

FDP\_UIT.1/TRM, Data exchange integrity provided by SF.AC

FDP\_RIP.1, Subset residual information protection provided by SF.AC

FMT\_MTD.1/KEY\_READ, Management of TSF data – Key Read protection of PACE Passwords provided by SF.LCM.5

**SF.IA.2** The implementation Chip Authentication v1. contributes to

FIA\_API.1/CA, Authentication Proof of Identity – MRTD. Requires to implement Chip Authentication.

FIA\_UAU.6/EAC Re-authenticating of Terminal by the TOE. The TOE does not execute any command with incorrect message authentication code. Therefore the TOE re-authenticates the user for each received command and accepts only those commands received from the previously authenticated user.

FMT\_SMR.1/PACE, Security Roles provided by SF.LCM.2

FMT\_MTD.1/CAPK, Chip Authentication Private Key provided by SF.LCM.2

FMT\_MTD.1/KEY\_READ, Management of TSF data – Key Read provided by SF.LCM.5

**SF.IA.3** The implementation of Terminal Authentication v.1 contributes to

FIA\_UAU.5/PACE (FIA\_UAU.5/PACE\_CAM for PACE CAM), Multiple authentication mechanisms required to provide Terminal Authentication v1

FIA\_UID.1/PACE (FIA\_UID.1/PACE\_CAM for PACE CAM), Timing of identification

FMT\_MTD.3 Secure TSF data

FMT\_SMR.1/PACE Security Roles

FCS\_COP.1/SIG\_VER (ECDSA signatures only)

**SF.IA.4** The implementation contributes to

FIA\_UAU.5/PACE (FIA\_UAU.5/PACE\_CAM for PACE CAM), Multiple authentication mechanisms, requires to authenticate the Personalization

Agent by symmetric authentication mechanisms Triple-DES or AES which is provided by the TOE.

FIA\_UAU.4/PACE (FIA\_UAU.4/PACE\_CAM for PACE CAM) Single-use authentication of the Terminal by the TOE

FIA\_UAU.1/PACE (FIA\_UAU.1/PACE\_CAM for PACE CAM) Timing of authentication

FMT\_SMR.1/PACE Security Roles

**SF.IA.5** The implementation of Active Authentication contributes to

FIA\_API.1/AA Authentication Proof of Identity – MRTD

FMT\_SMR.1/PACE Security Roles provided by SF.LCM.2

FMT\_MTD.1/AAPK, Active Authentication Private Key provided by SF.LCM.2

FMT\_MTD.1/KEY\_READ, Management of TSF data – Key Read provided by SF.LCM.5

FCS\_COP.1/SIG\_GEN, Cryptographic operation – Signature generation by travel document (RSA and ECDSA)

**SF.IA.6** The implementation of PACE contributes to:

FIA\_AFL.1/PACE, Authentication failure handling PACE authentication using non-blocking authorisation data. The TOE increases the reaction time of the TOE after an unsuccessful authentication attempt with a wrong PACE passwords.

FIA\_UID.1/PACE\_CAM, Timing of identification. The TOE allows to carry out the PACE CAM Protocol after successful user identification

FIA\_UAU.1/PACE\_CAM, Timing of identification. The TOE prevents reuse of authentication data related to the PACE CAM protocol, i.e. according authentication mechanisms.

FIA\_UAU.4/PACE\_CAM, Single-use authentication mechanisms - Single-use authentication of the Terminal by the TOE

FIA\_UAU.5/PACE\_CAM, Multiple authentication mechanisms to support user authentication. The TOE provides multiple authentication mechanisms, PACE\_CAM, symmetric key based authentication mechanism, etc.

FIA\_UAU.6/PACE\_CAM, Re-authenticating of Terminal by the TOE. The TOE re-authenticates the connected terminal, if a secure messaging error occurred.

FCS\_CKM.1/DH\_PACE, Diffie-Hellman key generation for PACE session keys provided by SF.CF.6

FCS\_CKM.4, Cryptographic key destruction – Session keys provided by SF.CF.7

FCS\_COP.1/PACE\_ENC, Cryptographic operation – Encryption / Decryption AES / 3DES provided by SF.CF.1

FCS\_COP.1/PACE\_MAC, Cryptographic operation MAC/CMAC provided by SF.CF.1



FDP\_ACF.1/TRM, Security attribute based access control, provided by SF.AC

FDP\_UCT.1/TRM, Basic data exchange confidentiality – MRTD provided by SF.AC

FDP\_UIT.1/TRM, Data exchange integrity provided by SF.AC

FDP\_RIP.1, Subset residual information protection provided by SF.AC

FMT\_MTD.1/PACE\_CAM\_KEY\_WRITE, Modular invert of the CA key provided by SF.LCM.2

FMT\_MTD.1/PACE\_CAM\_KEY\_READ, Management of TSF data – Key Read protection of PACE Passwords and Modular invert of the CA key provided by SF.LCM.5

#### **7.2.1.1.2 SF.CF Cryptographic functions support**

**SF.CF.1** The implementation of this security function contributes to:

FCS\_COP.1/PACE\_ENC Cryptographic operation – Encryption / Decryption

FCS\_COP.1/PACE\_MAC Cryptographic operation MAC

FCS\_COP.1/CA\_ENC Cryptographic operation – Symmetric Encryption / Decryption

FCS\_COP.1/CA\_MAC Cryptographic operation – Cryptographic operation MAC

**SF.CF.2** The implementation of this security function contributes to:

FCS\_COP.1/SIG\_GEN

FCS\_COP.1/SIG\_VER

FCS\_CKM.1/DH\_PACE

FCS\_CKM.1/CA (implicitly contains the requirements for the hashing functions used for key derivation)

FIA\_API.1/AA

**SF.CF.3** The implementation of this security function contributes to:

FCS\_COP.1/SIG\_GEN (Supports ECDSA and RSA signature generation)

**SF.CF.4** The implementation of this security function contributes to:

FCS\_COP.1/SIG\_VER (ECDSA signature verification)

**SF.CF.5** The implementation of this security function contributes to:

FIA\_API.1/CA

FCS\_CKM.1/CA

FCS\_CKM.1/DH\_PACE

**SF.CF.6** The implementation of this security function contributes to:

FCS\_CKM.1/DH\_PACE Cryptographic key generation – Diffie-Hellman for PACE session keys

FCS\_CKM.1/CA Cryptographic key generation – Diffie-Hellman for Chip Authentication session keys

**SF.CF.7** The implementation of this security function contributes to:

FCS\_CKM.4/ Cryptographic key destruction – Session keys

FDP\_RIP.1.

**SF.CF.8** The implementation of this security function contributes to:

FCS\_RND.1/ Quality metric for random numbers

#### **7.2.1.1.3 SF.ILTB Protection against interference, logical tampering and bypass**

**SF.ILTB.1** The implementation of this security function contributes to:

FPT\_FLS.1 Failure with preservation of secure state

FPT\_TST.1 TSF testing

FPT\_PHP.3 Resistance to physical attack

#### **7.2.1.1.4 SF.AC Access control / Storage and protection of logical travel document data**

**SF.AC.1** The implementation of this security function contributes to:

FDP\_ACC.1/TRM Subset access control

FDP\_ACF.1/TRM Security attribute based access control,

FDP\_UCT.1/TRM Basic data exchange confidentiality – MRTD

FDP\_UIT.1/TRM Data exchange integrity

FDP\_RIP.1 Subset residual information protection

#### **7.2.1.1.5 SF.SM Secure Messaging**

**SF.SM.1** The implementation of this security function contributes to:

FTP\_ITC.1/PACE: trusted channel after PACE

FCS\_COP.1/PACE\_ENC: Encryption/Decryption after PACE

FCS\_COP.1/PACE\_MAC: MAC generation/verification after PACE

FIA\_UAU.1/PACE: PACE Authentication (PACE authenticated BIS-PACE)

FCS\_COP.1/CA\_ENC Encryption/Decryption after Chip Authentication v1

FCS\_COP.1/CA\_MAC MAC generation/verification after Chip Authentication v1

FDP\_UCT.1/TRM Basic data exchange confidentiality – MRTD (ENC), after Chip Authentication v1

FDP\_UIT.1/TRM Data exchange integrity – MRTD (MAC), after Chip Authentication v1

**SF.SM.2** The implementation of this security function contributes to:

FIA\_UAU.6/PACE (FIA\_UAU.6/PACE\_CAM for PACE) Re-authenticating – Re-authenticating of Terminal by the TOE

#### **7.2.1.1.6 SF.LCM Security and life cycle management**

**SF.LCM.1** The implementation of this security function contributes to:

FMT\_SMF.1 Specification of Management Functions (Initialisation part)

FMT\_SMR.1/PACE Security roles (Manufacturer)

FMT\_MTD.1/INI\_ENA Management of TSF data – Writing of Initialisation Data and Pre-personalization Data

FMT\_MTD.1/INI\_DIS Management of TSF data – Disabling of Read Access to Initialisation Data and Pre-personalization Data

FMT\_MTD.1/PA

**SF.LCM.2** The implementation of this security function contributes to:

FMT\_SMF.1 Specification of Management Functions (Personalization and Configuration)

FMT\_SMR.1/PACE Security roles (Personalization Agent)

FMT\_MTD.1/PA, Personalization Agent Ability to write the Document Security Object (SOD)

FMT\_MTD.1/CVCA\_INI Management of TSF data – Initialisation of CVCA Certificate and Current Date

FMT\_MTD.1/CAPK Management of TSF data – Chip Authentication Private Key Restriction of the ability to load the Chip Authentication Private Key to the Personalization Agent.

FMT\_MTD.1/AAPK Management of TSF data – Active Authentication Private Key Restriction of the ability to load the Active Authentication Private Key to the Personalization Agent.

FMT\_MTD.1/PACE\_CAM\_KEY\_WRITE Management of TSF data – Modular invert of the CA key Restriction of the ability to write the Modular invert of the CA key to the Personalization Agent.

**SF.LCM.3** The implementation of this security function contributes to:

FMT\_SMF.1 Specification of Management Functions

FMT\_SMR.1/PACE Security roles (Personalization Agent)

FMT\_MTD.1/CVCA\_UPD Management of TSF data – Country Verifier Certification Authority

FMT\_MTD.3 Secure TSF data

FMT\_MTD.1/DATE Current date

**SF.LCM.4** The platform implementation provides this security function and contributes to:

- FMT\_LIM.1 Limited capabilities
- FMT\_LIM.2 Limited availability

**SF.LCM.5** The implementation of this security function contributes to:

- FMT\_MTD.1/KEY\_READ Management of TSF data – Key Read
- FMT\_MTD.1/PACE\_CAM\_KEY\_READ
- FPT\_EMS.1 TOE Emanation

**SF.LCM.6**

- FAU\_SAS.1 Audit storage The audit records are usually write-only-once data of the travel document (see FMT\_MTD.1/INI\_ENA, FMT\_MTD.1/INI\_DIS).

## 8 Annex

### Glossary

Term	Definition
<i>Accurate Terminal Certificate</i>	A Terminal Certificate is accurate, if the issuing Document Verifier is trusted by the travel document's chip to produce Terminal Certificates with the correct certificate effective date, see [TR-03110-1].
<i>Advanced Inspection Procedure (with PACE)</i>	A specific order of authentication steps between a travel document and a terminal as required by [TR-03110-1], namely (i) PACE, (ii) Chip Authentication v.1, (iii) Passive Authentication with SOD and (iv) Terminal Authentication v.1. AIP can generally be used by EIS-AIP-PACE.
<i>Agreement</i>	This term is used in the current ST in order to reflect an appropriate relationship between the parties involved, but not as a legal notion.
<i>Active Authentication</i>	Security mechanism defined in [ICAO-9303]. Option by which means the MTRD's chip proves and the inspection system verifies the identity and authenticity of the MTRD's chip as part of a genuine MRTD issued by a known State of organization.
<i>Application note</i>	Optional informative part of the PP containing sensitive supporting information that is considered relevant or useful for the construction, evaluation, or use of the TOE (cf. CC part 1, section B.2.7).
<i>Audit records</i>	Write-only-once non-volatile memory area of the MRTDs chip to store the Initialisation Data and Pre-personalization Data.
<i>Authenticity</i>	Ability to confirm the MRTD and its data elements on the MRTD's chip were created by the issuing State or Organization
<i>Basic Access Control</i>	Security mechanism defined in [ICAO-9303] by which means the MTRD's chip proves and the inspection system protect their communication by means of secure messaging with Basic Access Keys (see there).
<i>Basic Inspection System (BIS)</i>	A technical system being used by an inspecting authority and operated by a governmental organisation (i.e. an Official Domestic or Foreign Document Verifier) and verifying the travel document presenter as the travel document holder (for ePassport: by comparing the real biometric data (face) of the travel document presenter with the stored biometric data (DG2) of the travel document holder). The Basic Inspection System with PACE is a PACE Terminal additionally supporting/applying the Passive Authentication protocol and is authorised by the travel document Issuer through the Document Verifier of receiving state to read a subset of data stored on the travel document.
<i>Biographical data (bio data).</i>	The personalized details of the bearer of the document appearing as text in the visual and machine readable zones on the biographical data page of a passport book or on a travel card or visa.
<i>Biometric reference data</i>	Data stored for biometric authentication of the MRTD holder in the MRTD's chip as (i) digital portrait and (ii) optional biometric

Term	Definition
	reference data.
<i>Card Access Number (CAN)</i>	Password derived from a short number printed on the front side of the data-page.
<i>Certificate chain</i>	A sequence defining a hierarchy certificates. The Inspection System Certificate is the lowest level, Document Verifier Certificate in between, and Country Verifying Certification Authority Certificates are on the highest level. A certificate of a lower level is signed with the private key corresponding to the public key in the certificate of the next higher level.
<i>Counterfeit</i>	An unauthorized copy or reproduction of a genuine security document made by whatever means.
<i>Country Signing CA Certificate (CCSCA)</i>	Self-signed certificate of the Country Signing CA Public Key ( $K_{Pu\_CSCA}$ ) issued by CSCA stored in the inspection system.
<i>Country Signing Certification Authority (CSCA)</i>	<p>An organisation enforcing the policy of the travel document Issuer with respect to confirming correctness of user and TSF data stored in the travel document. The CSCA represents the country specific root of the PKI for the travel documents and creates the Document Signer Certificates within this PKI.</p> <p>The CSCA also issues the self-signed CSCA Certificate (CCSCA) having to be distributed by strictly secure diplomatic means, see [ICAO-9303], 5.5.1.</p> <p>The Country Signing Certification Authority issuing certificates for Document Signers (cf. [6]) and the domestic CVCA may be integrated into a single entity, e.g. a Country Certification Authority. However, even in this case, separate key pairs must be used for different roles, see [TR-03110-1].</p>
<i>Country Verifying Certification Authority (CVCA)</i>	<p>An organisation enforcing the privacy policy of the travel document Issuer with respect to protection of user data stored in the travel document (at a trial of a terminal to get an access to these data). The CVCA represents the country specific root of the PKI for the terminals using it and creates the Document Verifier Certificates within this PKI. Updates of the public key of the CVCA are distributed in form of CVCA Link-Certificates, see [TR-03110-1].</p> <p>Since the Standard Inspection Procedure does not imply any certificate-based terminal authentication, the current TOE cannot recognise a CVCS as a subject; hence, it merely represents an organizational entity within this ST.</p> <p>The Country Signing Certification Authority (CSCA) issuing certificates for Document Signers (cf. [ICAO-9303]) and the domestic CVCA may be integrated into a single entity, e.g. a Country Certification Authority. However, even in this case, separate key pairs must be used for different roles, see [TR-03110-1].</p>

Term	Definition
<i>Current date</i>	The maximum of the effective dates of valid CVCA, DV and domestic Inspection System certificates known to the TOE. It is used to validate card verifiable certificates.
<i>CV Certificate</i>	Certificate of the new public key of the Country Verifying Certification Authority signed with the old public key of the Country Verifying Certification Authority where the certificate effective date for the new key is before the certificate expiration date of the certificate for the old key.
<i>CVCA link Certificate</i>	Certificate of the new public key of the Country Verifying Certification Authority signed with the old public key of the Country Verifying Certification Authority where the certificate effective date for the new key is before the certificate expiration date of the certificate for the old key.
<i>Document Basic Access Key Derivation Algorithm</i>	The [ICAO-9303] describes the Document Basic Access Key Derivation Algorithm on how terminals may derive the Document Basic Access Keys from the second line of the printed MRZ data.
<i>Document Details Data</i>	Data printed on and electronically stored in the travel document representing the document details like document type, issuing state, document number, date of issue, date of expiry, issuing authority. The document details data are less-sensitive data.
<i>Document Basic Access Keys</i>	Pair of symmetric Triple-DES keys used for secure messaging with encryption (key KENC) and message authentication (key KMAC) of data transmitted between the MRTD's chip and the inspection system [ICAO-9303]. It is drawn from the printed MRZ of the passport book to authenticate an entity able to read the printed MRZ of the passport book.
<i>Document Security Object (SO<sub>D</sub>)</i>	A RFC3369 CMS Signed Data Structure, signed by the Document Signer (DS). Carries the hash values of the LDS Data Groups. It is stored in the MRTD's chip. It may carry the Document Signer Certificate (CDS). [ICAO-9303]
<i>Document Signer (DS)</i>	<p>An organisation enforcing the policy of the CSCA and signing the Document Security Object stored on the travel document for passive authentication.</p> <p>A Document Signer is authorised by the national CSCA issuing the Document Signer Certificate (CDS), see [TR-03110-1] and [ICAO-9303].</p> <p>This role is usually delegated to a Personalisation Agent.</p>
<i>Document Verifier (DV)</i>	<p>An organisation enforcing the policies of the CVCA and of a Service Provider (here: of a governmental organisation / inspection authority) and managing terminals belonging together (e.g. terminals operated by a State's border police), by – inter alia – issuing Terminal Certificates. A Document Verifier is therefore a Certification Authority, authorised by at least the national CVCA to issue certificates for national terminals, see [TR-03110-1].</p> <p>Since the Standard Inspection Procedure does not imply any</p>

Term	Definition
	<p>certificate-based terminal authentication, the current TOE cannot recognise a DV as a subject; hence, it merely represents an organisational entity within this ST.</p> <p>There can be Domestic and Foreign DV: A domestic DV is acting under the policy of the domestic CVCA being run by the travel document Issuer; a foreign DV is acting under a policy of the respective foreign CVCA (in this case there shall be an appropriate agreement between the travel document Issuer and a foreign CVCA ensuring enforcing the travel document Issuer's privacy policy)<sup>3 4</sup></p>
<i>Eavesdropper</i>	<p>A threat agent with low attack potential reading the communication between the MRTD's chip and the inspection system to gain the data on the MRTD's chip.</p>
<i>Enrolment</i>	<p>The process of collecting biometric samples from a person and the subsequent preparation and storage of biometric reference templates representing that person's identity. [ICAO-9303]</p>
<i>ePassport application</i>	<p><u>[PP-SAC] definition</u>  A part of the TOE containing the non-executable, related user data (incl. biometric) as well as the data needed for authentication (incl. MRZ); this application is intended to be used by authorities, amongst other as a machine readable travel document (MRTD). See [TR-03110-1].</p> <p><u>[PP-EAC] definition</u>  Non-executable data defining the functionality of the operating system on the IC as the travel document's chip. It includes</p> <ul style="list-style-type: none"> <li>• the file structure implementing the LDS [ICAO-9303],</li> <li>• the definition of the User Data, but does not include the User Data itself (i.e. content of EF.DG1 to EF.DG13, EF.DG16, EF.COM and EF.SOD) and</li> <li>• the TSF Data including the definition the authentication data but except the authentication data itself.</li> </ul>
<i>Extended Access Control</i>	<p>Security mechanism identified in [ICAO-9303] by which means the MTRD's chip (i) verifies the authentication of the inspection systems authorized to read the optional biometric reference data, (ii) controls the access to the optional biometric reference data and (iii) protects the confidentiality and integrity of the optional biometric reference data during their transmission to the inspection system by secure messaging. The Personalization Agent may use the same mechanism to authenticate themselves with Personalization Agent Authentication Private Key and to get write and read access to the logical MRTD and TSF data.</p>

<sup>3</sup> The form of such an agreement may be of formal and informal nature; the term 'agreement' is used in the current ST in order to reflect an appropriate relationship between the parties involved.

<sup>4</sup> Existing of such an agreement may be technically reflected by means of issuing a CCVCA-F for the Public Key of the foreign CVCA signed by the domestic CVCA.



Term	Definition
<i>Extended Inspection System (EIS)</i>	A role of a terminal as part of an inspection system which is in addition to Basic Inspection System authorized by the issuing State or Organization to read the optional biometric reference data and supports the terminals part of the Extended Access Control Authentication Mechanism.
<i>Forgery</i>	Fraudulent alteration of any part of the genuine document, e.g. changes to the biographical data or the portrait.
<i>Global Interoperability</i>	The capability of inspection systems (either manual or automated) in different States throughout the world to exchange data, to process data received from systems in other States, and to utilize that data in inspection operations in their respective States. Global interoperability is a major objective of the standardized specifications for placement of both eye-readable and machine readable data in all MRTDs. [ICAO-9303]
<i>IC Dedicated Software</i>	Software developed and injected into the chip hardware by the IC manufacturer. Such software might support special functionality of the IC hardware and be used, amongst other, for implementing delivery procedures between different players. The usage of parts of the IC Dedicated Software might be restricted to certain life phases.
<i>IC Dedicated Support Software</i>	That part of the IC Dedicated Software (refer to above) which provides functions after TOE Delivery. The usage of parts of the IC Dedicated Software might be restricted to certain phases.
<i>IC Dedicated Test Software</i>	That part of the IC Dedicated Software (refer to above) which is used to test the TOE before TOE Delivery but which does not provide any functionality thereafter.
<i>IC Embedded Software</i>	Software embedded in an IC and not being designed by the IC developer. The IC Embedded Software is designed in the design life phase and embedded into the IC in the manufacturing life phase of the TOE.
<i>IC Identification Data</i>	The IC manufacturer writes a unique IC identifier to the chip to control the IC as travel document material during the IC manufacturing and the delivery process to the travel document manufacturer.
<i>Impostor</i>	A person who applies for and obtains a document by assuming a false name and identity, or a person who alters his or her physical appearance to represent himself or herself as another person for the purpose of using that person's document.
<i>Improperly documented person</i>	A person who travels, or attempts to travel with: (a) an expired travel document or an invalid visa; (b) a counterfeit, forged or altered travel document or visa; (c) someone else's travel document or visa; or (d) no travel document or visa, if required. [ICAO-9303]
<i>Initialisation</i>	Process of writing Initialisation Data (see below) to the TOE (TOE life-cycle, Phase 2 Manufacturing, Step 3).
<i>Initialisation Data</i>	Any data defined by the TOE Manufacturer and injected into the non-volatile memory by the Integrated Circuits manufacturer (Phase 2). These data are for instance used for traceability and for IC identification as MRTD's material (IC identification data).

Term	Definition
<i>Inspection</i>	The act of a State examining an MRTD presented to it by a traveler (the MRTD holder) and verifying its authenticity. [ICAO-9303]
<i>Inspection system (IS)</i>	A technical system used by the border control officer of the receiving State (i) examining an MRTD presented by the traveler and verifying its authenticity and (ii) verifying the traveler as MRTD holder.
<i>Integrated circuit (IC)</i>	Electronic component(s) designed to perform processing and/or memory functions. The MRTD's chip is an integrated circuit.
<i>Integrity</i>	Ability to confirm the MRTD and its data elements on the MRTD's chip have not been altered from that created by the issuing State or Organization
<i>Issuing Organization</i>	Organization authorized to issue an official travel document (e.g. the United Nations Organization, issuer of the Laissez-passer). [ICAO-9303]
<i>Issuing State</i>	The Country issuing the MRTD. [ICAO-9303]
<i>Logical Data Structure (LDS)</i>	The collection of groupings of Data Elements stored in the optional capacity expansion technology [ICAO-9303]. The capacity expansion technology used is the MRTD's chip.
<i>Logical travel document</i>	<p>Data of the travel document holder stored according to the Logical Data Structure [ICAO-9303] as specified by ICAO on the contact based/contactless integrated circuit. It presents contact based/contactless readable data including (but not limited to)</p> <ol style="list-style-type: none"> <li>1. personal data of the travel document holder</li> <li>2. the digital Machine Readable Zone Data (digital MRZ data, EF.DG1),</li> <li>3. the digitized portraits (EF.DG2),</li> <li>4. the biometric reference data of finger(s) (EF.DG3) or iris image(s) (EF.DG4) or both and</li> <li>5. the other data according to LDS (EF.DG5 to EF.DG16).</li> <li>6. EF.COM and EF.SOD</li> </ol>
<i>Machine readable travel document (MRTD)</i>	Official document issued by a State or Organization which is used by the holder for international travel (e.g. passport, visa, official document of identity) and which contains mandatory visual (eye readable) data and a separate mandatory data summary, intended for global use, reflecting essential data elements capable of being machine read. [ICAO-9303]
<i>Machine readable zone (MRZ)</i>	<p>Fixed dimensional area located on the front of the MRTD or MRP Data Page or, in the case of the TD1, the back of the MRTD, containing mandatory and optional data for machine reading using OCR methods. [ICAO-9303]</p> <p>The MRZ-Password is a restricted-revealable secret that is derived from the machine readable zone and may be used for PACE.</p>
<i>Machine-verifiable biometrics feature</i>	A unique physical personal identification feature (e.g. an iris pattern, fingerprint or facial characteristics) stored on a travel document in a form that can be read and verified by machine. [ICAO-9303]

Term	Definition
<i>Manufacturer</i>	Generic term for the IC Manufacturer producing integrated circuit and the travel document Manufacturer completing the IC to the travel document. The Manufacturer is the default user of the TOE during the manufacturing life phase. The TOE itself does not distinguish between the IC Manufacturer and travel document Manufacturer using this role Manufacturer.
<i>Metadata of a CV Certificate</i>	Data within the certificate body (excepting Public Key) as described in [TR-03110-1]. The metadata of a CV certificate comprise the following elements: - Certificate Profile Identifier, - Certificate Authority Reference, - Certificate Holder Reference, - Certificate Holder Authorisation Template, - Certificate Effective Date, - Certificate Expiration Date.
<i>Optional biometric reference data</i>	Data stored for biometric authentication of the MRTD holder in the MRTD's chip as (i) encoded finger image(s) (DG3) or (ii) encoded iris image(s) (DG4) or (iii) both. Note that the European commission decided to use only finger print and not to use iris images as optional biometric reference data.
<i>Password Authenticated Connection Establishment (PACE)</i>	A communication establishment protocol defined in [ICAO-9303] part 11. The PACE Protocol is a password authenticated Diffie-Hellman key agreement protocol providing implicit password-based authentication of the communication partners (e.g. smart card and the terminal connected): i.e. PACE provides a verification, whether the communication partners share the same value of a password $n$ ). Based on this authentication, PACE also provides a secure communication, whereby confidentiality and authenticity of data transferred within this communication channel are maintained.
<i>PACE passwords</i>	Passwords used as input for PACE. This may either be the CAN or the SHA-1-value of the concatenation of Serial Number, Date of Birth and Date of Expiry as read from the MRZ, see [ICAO-9303] part 11.
<i>Passive authentication</i>	(i) verification of the digital signature of the Document Security Object and (ii) comparing the hash values of the read LDS data fields with the hash values contained in the Document Security Object.
<i>Personalisation</i>	The process by which the Personalisation Data are stored in and unambiguously, inseparably associated with the travel document. This may also include the optional biometric data collected during the "Enrolment" (cf. paragraph 1.4.3.3, TOE life-cycle, Phase 3, Step 6).
<i>Personalisation Agent</i>	An organisation acting on behalf of the travel document Issuer to personalise the travel document for the travel document holder by some or all of the following activities: (i) establishing the identity of the travel document holder for the biographic data in the travel document, (ii) enrolling the biometric reference data of the travel document holder, (iii) writing a subset of these data on the physical travel document (optical personalisation) and storing them in

Term	Definition
	<p>the travel document (electronic personalisation) for the travel document holder as defined in [TR-03110-1],</p> <ul style="list-style-type: none"> <li>(iv) writing the document details data,</li> <li>(v) writing the initial TSF data,</li> <li>(vi) signing the Document Security Object defined in [ICAO-9303] (in the role of DS).</li> </ul> <p>Please note that the role 'Personalisation Agent' may be distributed among several institutions according to the operational policy of the travel document Issuer.</p> <p>Generating signature key pair(s) is not in the scope of the tasks of this role.</p>
<i>Personalisation Data</i>	<p>A set of data incl.</p> <ul style="list-style-type: none"> <li>(i) individual-related data (biographic and biometric data) of the travel document holder,</li> <li>(ii) dedicated document details data and</li> <li>(iii) dedicated initial TSF data (incl. the Document Security Object).</li> </ul> <p>Personalisation data are gathered and then written into the non-volatile memory of the TOE by the Personalisation Agent in the life-cycle phase card issuing.</p>
<i>Personalization Agent Authentication Information</i>	<p>TSF data used for authentication proof and verification of the Personalisation Agent.</p>
<i>Personalisation Agent Key</i>	<p>Symmetric cryptographic key or key set (MAC, ENC) used</p> <ul style="list-style-type: none"> <li>(i) by the Personalisation Agent to prove his identity and get access to the logical travel document and</li> <li>(ii) by the MRTD's chip to verify the authentication attempt of a terminal as Personalization Agent according to the SFR</li> </ul> <p>FIA_UAU.1/PACE, FIA_UAU.4/PACE, FIA_UAU.5/PACE (FIA_UAU.1/PACE_CAM, FIA_UAU.4/PACE_CAM, FIA_UAU.5/PACE_CAM for PACE CAM).</p>
<i>Physical part of the travel document</i>	<p>Travel document in form of paper, plastic and chip using secure printing to present data including (but not limited to)</p> <ol style="list-style-type: none"> <li>1. biographical data,</li> <li>2. data of the machine-readable zone,</li> <li>3. photographic image and</li> <li>4. other data.</li> </ol>
<i>Pre-personalization</i>	<p>Process of writing Pre-Personalisation Data (see below) to the TOE including the creation of the travel document Application (TOE life-cycle, Phase 2, Step 5)</p>
<i>Pre-personalization Data</i>	<p>Any data that is injected into the non-volatile memory of the TOE by the MRTD Manufacturer (Phase 2) for traceability of non-personalized MRTD's and/or to secure shipment within or between life cycle phases 2 and 3. It contains (but is not limited to) the Personalization Agent Key Pair and Chip Life-Cycle Production data</p>

Term	Definition
	(CPLC data).
<i>Pre-personalised travel document's chip</i>	Travel document's chip equipped with a unique identifier.
<i>Receiving State</i>	The Country to which the MRTD holder is applying for entry. [ICAO-9303]
<i>Reference data</i>	Data enrolled for a known identity and used by the verifier to check the verification data provided by an entity to prove this identity in an authentication attempt.
<i>RF-terminal</i>	A device being able to establish communication with an RF-chip according to ISO/IEC 14443 [ISO14443].
<i>Secondary image</i>	A repeat image of the holder's portrait reproduced elsewhere in the document by whatever means [ICAO-9303].
<i>Secure messaging in encrypted /combined mode</i>	Secure messaging using encryption and message authentication code according to ISO/IEC 7816-4 [ISO7816]
<i>Service Provider</i>	An official organisation (inspection authority) providing inspection service which can be used by the travel document holder. Service Provider uses terminals (BIS-PACE) managed by a DV.
<i>Skimming</i>	Imitation of the inspection system to read the logical MRTD or parts of it via the contactless communication channel of the TOE without knowledge of the printed MRZ data.
<i>Standard Inspection Procedure</i>	<p>A specific order of authentication steps between an travel document and a terminal as required by [ICAO-9303] and [TR-03110-1], namely</p> <ul style="list-style-type: none"> <li>(i) PACE or BAC and</li> <li>(ii) Passive Authentication with SO<sub>D</sub>.</li> </ul> <p>SIP can generally be used by BIS-PACE and BIS-BAC.</p>
<i>Terminal</i>	<p>A terminal is any technical system communicating with the TOE either through the contact based or contactless interface. A technical system verifying correspondence between the password stored in the travel document and the related value presented to the terminal by the travel document presenter.</p> <p>In this ST the role 'Terminal' corresponds to any terminal being authenticated by the TOE.</p> <p>Terminal may implement the terminal's part of the PACE protocol and thus authenticate itself to the travel document using a shared password (CAN or MRZ).</p>
<i>Terminal Authorization</i>	Intersection of the Certificate Holder Authorizations of the Inspection System Certificate, the Document Verifier Certificate and Country Verifier Certification Authority which shall be valid for the Current Date.
<i>Terminal Authorisation Level</i>	Intersection of the Certificate Holder Authorisations defined by the Terminal Certificate, the Document Verifier Certificate and Country Verifying Certification Authority which shall be all valid for the

Term	Definition
	Current Date.
<i>TOE tracing data</i>	Technical information about the current and previous locations of the travel document gathered by inconspicuous (for the travel document holder) recognising the travel document.
<i>Travel document</i>	Official document issued by a state or organisation which is used by the holder for international travel (e.g. passport, visa, official document of identity) and which contains mandatory visual (eye readable) data and a separate mandatory data summary, intended for global use, reflecting essential data elements capable of being machine read; see [ICAO-9303] (there "Machine readable travel document").
<i>Travel document (electronic)</i>	The contact based or contactless smart card integrated into the plastic or paper, optical readable cover and providing the following application: <i>ePassport</i> .
<i>Travel Document Holder</i>	The rightful holder of the travel document for whom the issuing State or Organisation personalised the travel document.
<i>Travel document's Chip</i>	A contact based / contactless integrated circuit chip complying with ISO/IEC 14443 [15] and programmed according to the Logical Data Structure as specified by ICAO, [ICAO-9303], sec III.
<i>Traveler</i>	Person presenting the travel document to the inspection system and claiming the identity of the travel document holder.
<i>TSF data</i>	Data created by and for the TOE, that might affect the operation of the TOE (CC part 1 [CC-1]).
<i>Unpersonalised travel document</i>	The travel document that contains the travel document chip holding only Initialisation Data and Pre-personalisation Data as delivered to the Personalisation Agent from the Manufacturer.
<i>User data</i>	<p>All data (being not authentication data)</p> <ul style="list-style-type: none"> <li>(i) stored in the context of the ePassport application of the travel document as defined in [5] and</li> <li>(ii) being allowed to be read out solely by an authenticated terminal acting as Basic Inspection System with PACE.</li> </ul> <p>CC give the following generic definitions for user data:          Data created by and for the user that does not affect the operation of the TSF (CC part 1 [CC-1]). Information stored in TOE resources that can be operated upon by users in accordance with the SFRs and upon which the TSF places no special meaning (CC part 2 [CC-2]).</p>
<i>Verification</i>	The process of comparing a submitted biometric sample against the biometric reference template of a single enrollee whose identity is being claimed, to determine whether it matches the enrollee's template. [ICAO-9303]
<i>Verification data</i>	Data provided by an entity in an authentication attempt to prove their identity to the verifier. The verifier checks whether the verification data match the reference data known for the claimed identity.



## Abbreviations

CC	Common Criteria, see [CC]
EAL	Evaluation Assurance Level
PP	Protection Profile
ST	Security Target
SEF	Security Enforcing Functions
SOF	Strength Of Function
TOE	Target of Evaluation
TSF	TOE Security Functions

## References

Reference	Description
[AGD_OPE]	2016_2000021061 - OPERATIONAL PROCEDURES FOR IDEAL PASS V2.2-N - SAC/EAC JC EPASSPORT (WITH MICA0 APPLET)
[AGD_PRE]	2016_2000021062 - PREPARATIVE PROCEDURES FOR IDEAL PASS V2.2-N - SAC/EAC JC EPASSPORT (WITH MICA0 APPLET)
[BAC-PP]	Common Criteria Protection Profile Machine Readable Travel Document with "ICAO Application", Basic Access Control, BSI-CC-PP-0055-2009, Version 1.10, 25th March 2009
[CC-1]	Common Criteria for Information Technology Security Evaluation, Part 1:Introduction and General Model; CCMB-2012-09-001, Version 3.1, Revision 4, September 2012
[CC-2]	Common Criteria for Information Technology Security Evaluation, Part 2:Security Functional Requirements; CCMB-2012-09-002, Version 3.1, Revision 4, September 2012
[CC-3]	Common Criteria for Information Technology Security Evaluation, Part 3:Security Assurance Requirements; CCMB-2012-09-003, Version 3.1, Revision 4, September 2012
[CEM]	The Common Methodology for Information Technology Security Evaluation (CEM), Evaluation Methodology; CCMB-2012-09-004, Version 3.1, Revision 4, September 2012
[EAC-PP-V2]	Common Criteria Protection Profile Machine Readable Travel Document with "ICAO Application", Extended Access Control with PACE (EAC PP) BSI-CC-PP-0056-V2-2012, Version 1.3.2, December 5 <sup>th</sup> 2012, BSI
[ICAO-9303]	International Civil Aviation Organization, ICAO Doc 9303, Machine Readable Travel Documents – 7th edition, 2015
[ISO14443]	ISO/IEC 14443 Identification cards -- Contactless integrated circuit cards -- Proximity cards, 2008-11
[ISO15946-2]	ISO/IEC15946-2. Information technology – Security techniques – Cryptographic techniques based on elliptic curves – Part 2: Digital signatures, 2002.
[ISO18013-3]	ISO/IEC 18013-3: Information technology – Personal identification – ISO-compliant driving licence. Part 3: Access control, authentication



Reference	Description
	and integrity validation, 2009-03-01 Including ISO/CEI 18013-3/AC1:2011, TECHNICAL CORRIGENDUM 1, Published 2011-12-01
[ISO7816]	ISO/IEC 7816: Identification cards – Integrated circuit cards, Version Second Edition, 2008
[ISO9796-2]	ISO/IEC 9796-2: 2002, Information Technology - Security Techniques - Digital Signature Schemes giving message recovery - Part 2: Integer factorization based mechanisms
[PLTF-ST]	JCOP 3 SECID P60 CS (OSB) Security Target LITE, Revision 2.5, 2017-06- 29.
[PLTF-PRE]	JCOP 3 SECID P60 CS (OSB), User Guidance and Administration Manual, Rev. 2.4 - 2017-0706-07. NXP
[NIST-180-4]	NIST. FIPS 180-4, Secure Hash Standard, February 2011.
[NIST-800- 38B]	NIST. Recommendation for Block Cipher Modes of Operation: The CMAC Mode for Authentication, Special Publication 800-38B, 2005
[PACE-PP]	Machine Readable Travel Document using Standard Inspection Procedure with PACE, BSI-CC-PP-0068-V2-2011-MA-01, Version 1.0.1, 22 July 2014, BSI
[RSA-PKCS#3]	PKCS #3: Diffie-Hellman Key-Agreement Standard, An RSA Laboratories Technical Note, Version 1.4, Revised November 1, 1993
[SIC-PP]	Security IC Platform Protection Profile with Augmentation Packages Version 1.0, Registered and Certified by Bundesamt für Sicherheit in der Informationstechnik (BSI) under the reference BSI-CC-PP-0084- 2014.
[ST-BAC]	2017_2000032442 - Security Target Lite IDeal Pass v2.2-n - BAC JC ePassport. IDEMIA
[TR-03110-1]	Technical Guideline TR-03110-1, Advanced Security Mechanisms for Machine Readable Travel Documents –Part 1 – eMRTDs with BAC/PACEv2 and EACv1, Version 2.10, 20.03.2012 by BSI
[TR-03110-3]	TR-03110-3 Advanced Security Mechanisms for Machine Readable Travel Documents – Part 3: Common Specifications, version 2.10, 2012-03-07 by BSI
[TR-03111]	Bundesamt für Sicherheit in der Informationstechnik (BSI), Technical Guideline TR-03111 Elliptic Curve Cryptography, TR-03111, Version 1.11, 17.04.2009