

**STMicroelectronics**

**ST54J A01**  
**Security Target for composition**

Common Criteria for IT security evaluation

**SMD\_ST54J\_ST\_17\_002 Rev A01.3**

**March 2019**



BLANK



# ST54J platform Security Target for composition

---

Common Criteria for IT security evaluation

---

## 1 Introduction (ASE\_INT)

### 1.1 Security Target reference

- 1 Document identification: ST54J A01 SECURITY TARGET FOR COMPOSITION.
- 2 Version number: Rev A01.3, issued in March 2019.
- 3 Registration: registered at ST Microelectronics under number SMD\_ST54J\_ST\_17\_002.

### 1.2 TOE reference

- 4 This document presents **the Security Target for composition (ST)** of the **ST54J A01 Security Integrated Circuit (IC)**, designed on the **ST33 platform of STMicroelectronics**, with firmware version 3.1.2.
- 5 The precise reference of the Target of Evaluation (TOE) is given in [Section 1.4: TOE identification](#) and the security IC features are given in [Section 1.6: TOE description](#).
- 6 A glossary of terms and abbreviations used in this document is given in [Appendix A: Glossary](#).

# Contents

- 1 Introduction (ASE\_INT) ..... 3**
  - 1.1 Security Target reference ..... 3
  - 1.2 TOE reference ..... 3
  - 1.3 Context ..... 10
  - 1.4 TOE identification ..... 10
  - 1.5 TOE overview ..... 11
  - 1.6 TOE description ..... 13
    - 1.6.1 TOE hardware description ..... 13
    - 1.6.2 TOE software description ..... 14
    - 1.6.3 TOE documentation ..... 15
  - 1.7 TOE life cycle ..... 15
  - 1.8 TOE environment ..... 17
    - 1.8.1 TOE Development Environment ..... 17
    - 1.8.2 TOE production environment ..... 18
    - 1.8.3 TOE operational environment ..... 18
  
- 2 Conformance claims (ASE\_CCL, ASE\_ECD) ..... 19**
  - 2.1 Common Criteria conformance claims ..... 19
  - 2.2 PP Claims: ..... 19
    - 2.2.1 PP Reference ..... 19
    - 2.2.2 PP Additions ..... 19
    - 2.2.3 PP Claims rationale ..... 20
  
- 3 Security problem definition (ASE\_SPD) ..... 21**
  - 3.1 Description of assets ..... 21
  - 3.2 Threats ..... 23
  - 3.3 Organisational security policies ..... 25
  - 3.4 Assumptions ..... 26
  
- 4 Security objectives (ASE\_OBJ) ..... 27**
  - 4.1 Security objectives for the TOE ..... 28
  - 4.2 Security objectives for the environment ..... 30
  - 4.3 Security objectives rationale ..... 32

4.3.1	TOE threat "Abuse of Functionality" .....	33
4.3.2	TOE threat "Memory Access Violation" .....	34
4.3.3	TOE threat "Diffusion of open samples" .....	34
4.3.4	Organisational security policy "Controlled usage to Loader Functionality" .....	34
4.3.5	Organisational security policy "Additional Specific Security Functionality" .....	35
<b>5</b>	<b>Security requirements (ASE_REQ) .....</b>	<b>36</b>
5.1	Security functional requirements for the TOE .....	36
5.1.1	Security Functional Requirements from the Protection Profile .....	39
5.1.2	Additional Security Functional Requirements for the cryptographic services .....	41
5.1.3	Additional Security Functional Requirements for the memories protection .....	42
5.1.4	Additional Security Functional Requirements related to the loading and authentication capabilities .....	43
5.1.5	Additional Security Functional Requirements related to the Secure Diagnostic capabilities .....	46
5.1.6	The TSF shall provide the audit records in a manner suitable for the user to interpret the information. ....	47
5.2	TOE security assurance requirements .....	47
5.3	Refinement of the security assurance requirements .....	48
5.3.1	Refinement regarding delivery procedure (ALC_DEL) .....	49
5.3.2	Refinement regarding functional specification (ADV_FSP) .....	49
5.3.3	Refinement regarding test coverage (ATE_COV) .....	50
5.3.4	Refinement regarding preparative procedures (AGD_PRE) .....	50
5.4	Security Requirements rationale .....	51
5.4.1	Rationale for the Security Functional Requirements .....	51
5.4.2	Extended security objectives are suitably addressed .....	55
5.4.3	Additional security requirements are consistent .....	58
5.4.4	Dependencies of Security Functional Requirements .....	59
5.4.5	Rationale for the Assurance Requirements .....	63
<b>6</b>	<b>TOE summary specification (ASE_TSS) .....</b>	<b>64</b>
6.1	Limited fault tolerance (FRU_FLT.2) .....	64
6.2	Failure with preservation of secure state (FPT_FLS.1) .....	64

6.3	Limited capabilities (FMT_LIM.1) / Test, Limited capabilities (FMT_LIM.1) / Sdiag, Limited capabilities (FMT_LIM.1) / Loader, Limited availability (FMT_LIM.2) / Test, Limited availability (FMT_LIM.2) / Sdiag & Limited availability (FMT_LIM.2) / Loader . . . . .	64
6.4	Inter-TSF trusted channel (FTP_ITC.1) / Sdiag . . . . .	65
6.5	Audit review (FAU_SAR.1) / Sdiag . . . . .	65
6.6	Stored data confidentiality (FDP_SDC.1) . . . . .	65
6.7	Stored data integrity monitoring and action (FDP_SDI.2) . . . . .	65
6.8	Audit storage (FAU_SAS.1) . . . . .	65
6.9	Resistance to physical attack (FPT_PHP.3) . . . . .	65
6.10	Basic internal transfer protection (FDP_ITT.1), Basic internal TSF data transfer protection (FPT_ITT.1) & Subset information flow control (FDP_IFC.1) . . . . .	66
6.11	Random number generation (FCS_RNG.1) . . . . .	66
6.12	Cryptographic operation: DES operation (FCS_COP.1) / TDES . . . . .	66
6.13	Cryptographic operation: AES operation (FCS_COP.1) / AES . . . . .	66
6.14	Static attribute initialisation (FMT_MSA.3) / Memories . . . . .	66
6.15	Management of security attributes (FMT_MSA.1) / Memories & Specification of management functions (FMT_SMF.1) / Memories . . . . .	66
6.16	Complete access control (FDP_ACC.2) / Memories & Security attribute based access control (FDP_ACF.1) / Memories . . . . .	67
6.17	Authentication Proof of Identity (FIA_API.1) . . . . .	67
6.18	Inter-TSF trusted channel (FTP_ITC.1) / Loader, Basic data exchange confidentiality (FDP_UCT.1) / Loader, Data exchange integrity (FDP_UIT.1) / Loader & Audit storage (FAU_SAS.1) / Loader . . . . .	67
6.19	Subset access control (FDP_ACC.1) / Loader & Security attribute based access control (FDP_ACF.1) / Loader . . . . .	67
6.20	Failure with preservation of secure state (FPT_FLS.1) / Loader . . . . .	67
6.21	Static attribute initialisation (FMT_MSA.3) / Loader . . . . .	68
6.22	Management of security attributes (FMT_MSA.1) / Loader & Specification of management functions (FMT_SMF.1) / Loader . . . . .	68
6.23	Security roles (FMT_SMR.1) / Loader . . . . .	68
6.24	Timing of identification (FIA_UID.1) / Loader & Timing of authentication (FIA_UAU.1) / Loader . . . . .	68
6.25	Audit review (FAU_SAR.1) / Loader . . . . .	68
<b>7</b>	<b>Identification . . . . .</b>	<b>69</b>

---

<b>8</b>	<b>References</b> .....	<b>72</b>
	<b>Appendix A Glossary</b> .....	<b>74</b>
	A.1 Terms .....	74
	A.2 Abbreviations .....	76
<b>9</b>	<b>Revision history</b> .....	<b>79</b>

## List of tables

Table 1.	TOE components	11
Table 2.	Derivative devices configuration possibilities	12
Table 3.	Composite product life cycle phases	17
Table 4.	Summary of security aspects	21
Table 5.	Summary of security objectives	27
Table 6.	Security Objectives versus Assumptions, Threats or Policies	33
Table 7.	Summary of functional security requirements for the TOE	36
Table 8.	FCS_COP.1 iterations (cryptographic operations)	42
Table 9.	TOE security assurance requirements	48
Table 10.	Impact of EAL5 selection on BSI-CC-PP-0084-2014 refinements	49
Table 11.	Security Requirements versus Security Objectives	51
Table 12.	Dependencies of security functional requirements	60
Table 13.	TOE components	69
Table 14.	Guidance documentation	69
Table 15.	Sites list	69
Table 16.	Common Criteria	72
Table 17.	Protection Profile	72
Table 18.	Other standards	72
Table 19.	List of abbreviations	76
Table 20.	Document revision history	79



## List of figures

Figure 1.	ST54J platform overview . . . . .	11
Figure 2.	ST54J A01 block diagram. . . . .	14
Figure 3.	Security IC Life-Cycle if Security IC Embedded Software is loaded by Security IC Dedicated Software into the programmable non-volatile Memory . . . . .	16

## 1.3 Context

- 7 The Target of Evaluation (TOE) referred to in [Section 1.4: TOE identification](#), is evaluated under the French IT Security Evaluation and Certification Scheme and is developed by the Secure Microcontrollers Division of STMicroelectronics (ST).
- 8 The assurance level of the performed Common Criteria (CC) IT Security Evaluation is EAL5 augmented by ALC\_DVS.2 and AVA\_VAN.5.
- 9 The intent of this Security Target is to specify the Security Functional Requirements (SFRs) and Security Assurance Requirements (SARs) applicable to the TOE security ICs, and to summarise their chosen TSF services and assurance measures.
- 10 This ST claims to be an instantiation of the "[Eurosmart - Security IC Platform Protection Profile with Augmentation Packages](#)" (PP) registered and certified under the reference [BSI-CC-PP-0084-2014](#) in the German IT Security Evaluation and Certification Scheme, **with the following augmentations:**
- Addition #1: "Support of Cipher Schemes" from [AUG](#)
  - Addition #4: "Area based Memory Access Control" from [AUG](#)
  - Additions specific to this Security Target, some of which in compliance with [JIL-Post-Deliv-Load](#) and [ANSSI-CC-CER/F/06.002](#).
- The original text of this PP is typeset as [indicated here](#), its augmentations from [AUG](#) as [indicated here](#), and text originating in [JIL-Post-Deliv-Load](#) and [ANSSI-CC-CER/F/06.002](#) as [indicated here](#), when they are reproduced in this document.
- This ST instantiates the following packages from the above mentioned PP:
- Authentication of the Security IC
  - Loader dedicated for usage in secured environment only
  - Loader dedicated for usage by authorized users only.
- 11 Extensions introduced in this ST to the SFRs of the Protection Profile (PP) are **exclusively** drawn from the Common Criteria part 2 standard SFRs.
- 12 This ST makes various refinements to the above mentioned PP and [AUG](#). They are all properly identified in the text typeset as **indicated here**. The original text of the PP is repeated as scarcely as possible in this document for reading convenience. All PP identifiers have been however prefixed by their respective origin label: **BSI** for [BSI-CC-PP-0084-2014](#), **AUG1** for Addition #1 of [AUG](#), **AUG4** for Addition #4 of [AUG](#), and **JIL** for [JIL-Post-Deliv-Load](#) and [ANSSI-CC-CER/F/06.002](#).

## 1.4 TOE identification

- 13 The Target of Evaluation (TOE) is the ST54J A01.
- 14 "ST54J A01" completely identifies the TOE including its components listed in [Table 1: TOE components](#), its guidance documentation detailed in [Table 14: Guidance documentation](#), and its development and production sites indicated in [Table 15: Sites list](#).
- 15 A01 is the version of the evaluated platform. Any change in the TOE components, the guidance documentation and the list of sites leads to a new version of the evaluated platform, thus a new TOE.

Table 1. TOE components

IC Maskset name	IC version	Master identification number <sup>(1)</sup>	Firmware version	OST version
K520B	C	01CAh	3.1.2	09.01

1. Part of the product information.

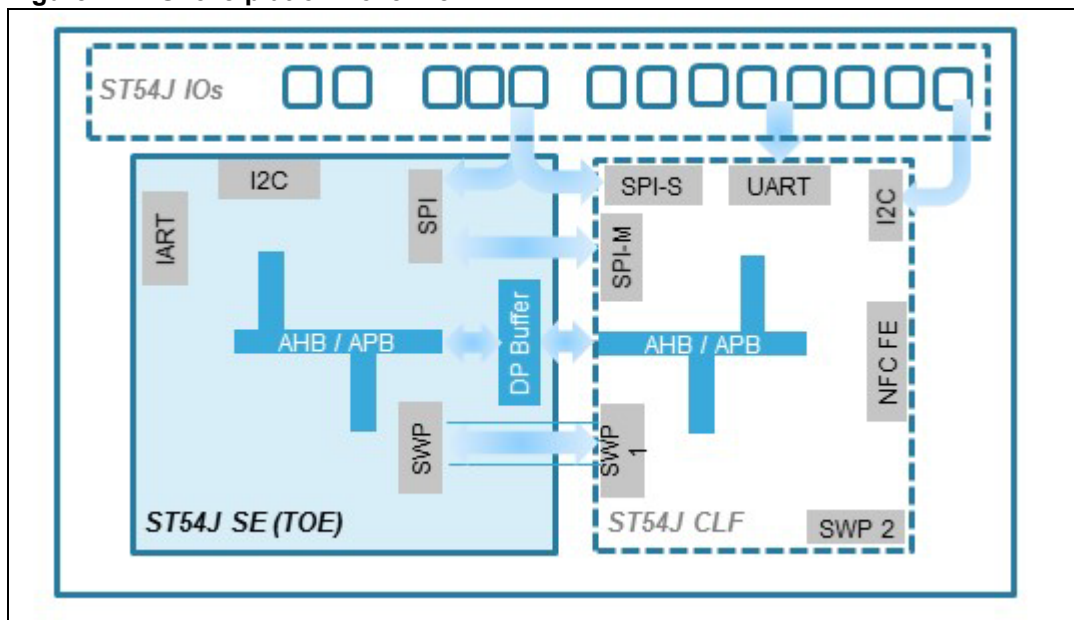
- 16 The IC maskset name is the product hardware identification. The IC version is updated for any change in hardware (i.e. part of the layers of the maskset) or in the OST software.
- 17 All along the product life, the marking on the die, a set of accessible registers and a set of specific instructions allow the customer to check the product information, providing the identification elements, as listed in [Table 1: TOE components](#), and the configuration elements as detailed in the Data Sheet, referenced in [Table 14: Guidance documentation](#).

### 1.5 TOE overview

The ST54J A01 is included in the ST54J platform, a near-field communication (NFC)-compatible device that comprises a contactless front-end (referred to as the ST54J\_CLF), a secure element (referred to as the ST54J\_SE), and an IORING (referred to as the ST54J\_IO). The ST54J\_SE is in the scope of this evaluation, while **the ST54J\_CLF and the ST54J\_IOs are out of scope of this evaluation.**

- 18 In the following, the TOE is denoted by “ST54J A01” or “TOE”.
- 19 [Figure 1](#) provides an overview of the ST54J platform.

Figure 1. ST54J platform overview



- 20 The ST54J A01 is a serial access microcontroller designed for secure mobile applications. It incorporates the most recent generation of ARM processors for embedded secure systems.

Their SecurCore® SC300™ 32-bit RISC core is built on the Cortex®-M3 core with additional security features to help to protect against advanced forms of attacks.

- 21 The ST54J A01 provides high performance thanks to a fast SC300 processor, crypto-accelerators and improved Flash memory operations.
- 22 Cadenced at 100 MHz, the SC300™ core brings great performance and excellent code density thanks to the Thumb®-2 instruction set.
- 23 Strong and multiple fault protection mechanisms ensure a guaranteed high-detection coverage that facilitates the development of highly secure software. This is achieved by using two CPUs in locked-step mode, error codes in sensitive memories and hardware logic.
- 24 Different derivative devices may be configured depending on the customer needs:
- either by ST during the manufacturing or packaging process,
  - or by the customer during the packaging, composite product integration, or personalisation process.
- 25 The derivative devices all share the same hardware design and the same maskset (denoted by the Master identification number). The Master identification number is unique for all product configurations.
- 26 The configuration of the derivative devices is realized in Admin configuration, by ST or by the customer. It can impact the available NVM size, IOs, the availability of Nescrypt, MIFARE accelerator, and the availability of the LPU, as detailed here below:

**Table 2. Derivative devices configuration possibilities**

Features	Possible values
NVM size	Selectable by 128 Kbytes granularity from 2048 Kbytes to 512 Kbytes
I2C	Active, Inactive
IART	Active, Inactive
SWP	Active, Inactive
SPI	Active, Inactive
AES	Active, Inactive
EDES	Active, Inactive
Nescrypt	Active, Inactive
Library Protection Unit (LPU)	Active, Inactive
MIFARE accelerator	Active, Inactive

- 27 All combinations of different features values are possible and covered by this certification. All possible configurations can vary under a unique IC, and without impact on security.
- 28 The Master identification number is unique for all product configurations. Each derivative device has a specific Child product identification number, also part of the product information, and specified in the Data Sheet and in the Firmware User Manual, referenced in [Table 14](#).

- 29 The rest of this document applies to all possible configurations of the TOE, except when a restriction is mentioned. For easier reading, the restrictions are typeset as [indicated here](#).
- 30 In a few words, the ST54J A01 offers a unique combination of high performances and very powerful features for high level security:
- Two instances of the SecurCore® SC300™ CPU connected in Lockstep mode,
  - Die integrity,
  - Monitoring of environmental parameters,
  - Protection mechanisms against faults,
  - AIS20/AIS31 class PTG.2 compliant True Random Number Generator,
  - Memory Management Unit,
  - CRC calculation block,
  - Optional hardware Security Enhanced DES accelerator,
  - Optional hardware Security AES accelerator,
  - Optional NEXt Step CRYPTOgraphy accelerator (Nescrypt)<sup>(a)</sup>.

## 1.6 TOE description

### 1.6.1 TOE hardware description

- 31 The ST54J A01 features hardware accelerators for advanced cryptographic functions, with built-in countermeasures against side channel and fault attacks.  
If [AES is active](#), the AES (Advanced Encryption Standard [\[3\]](#)) accelerator provides a high-performance implementation of AES-128, AES-192 and AES-256 algorithms. It can operate in Electronic Code Book (ECB) and Cipher Block Chaining (CBC) modes.  
If [EDES is active](#), the 3-key triple DES accelerator (EDES+) supports efficiently the Data Encryption Standard (TDES [\[2\]](#)), enabling Electronic Code Book (ECB) and Cipher Block Chaining (CBC) modes, and triple DES computation.  
If [Nescrypt is active](#), the Nescrypt crypto-processor allows fast and secure implementation of the most popular public key cryptosystems with a high level of performance ([\[4\]](#), [\[6\]](#), [\[8\]](#), [\[9\]](#), [\[10\]](#), [\[11\]](#)). It must be highlighted that Nescrypt provides only primitive operations, thus is not addressing any specific SFR of the present Security Target.
- 32 The ST54J A01 offers 64 Kbytes of User RAM and up to 2048 Kbytes of secure User high-density Flash memory (NVM). A memory management unit (MMU) allows to use virtual addressing on these memories, and enables the user to define its own region organization with specific protection and access permissions.
- 33 As randomness is a key stone in many applications, the ST54J A01 features a highly reliable True Random Number Generator (TRNG), compliant with PTG.2 Class of AIS20/AIS31 [\[1\]](#) and directly accessible through dedicated registers.
- 34 The TOE also provides a 16- and 32-bit CRC calculation block (compliant to ISO13239, IEEE 802.3, etc.).
- 35 The ST54J platform offers a serial communication interface fully compatible with the ISO/IEC 7816-3 standard (T=0, T=1) and a single-wire protocol (SWP) interface for communication with a near field communication (NFC) router in Secure Element applications.

---

a. Although in the scope of this evaluation, Nescrypt is not addressing any specific SFR in this Security Target.

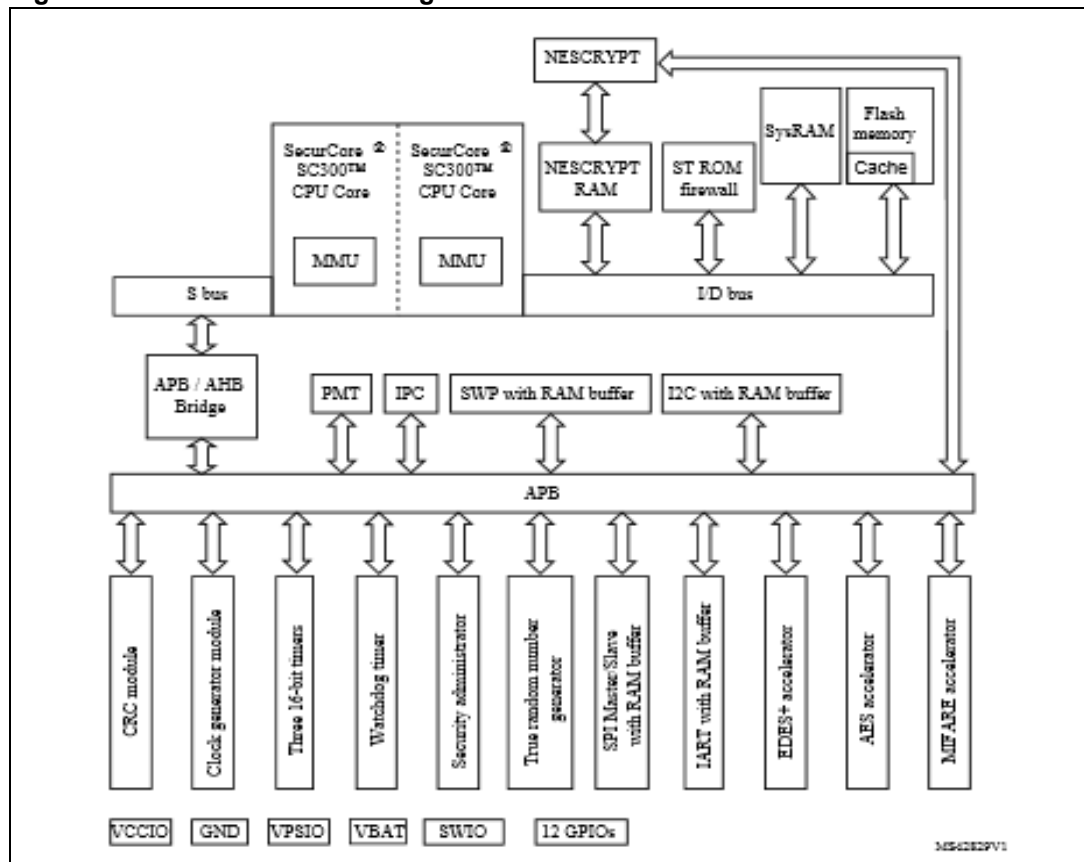
Two I2C Master/Slave interfaces are available as well as an SPI Master/Slave interface for communication in non-SIM applications.  
 Three general-purpose 16-bit timers as well as a watchdog timer, and a permanent timer are available.

All these IOs are configurable as detailed in [Table 2: Derivative devices configuration possibilities](#).

36 The detailed features of this TOE are described in the Data Sheet, SE subsystem OS developer's guide and in the Cortex SC300 Technical Reference Manual, referenced in [Table 14](#).

37 [Figure 2](#) provides an overview of the ST54J A01.

**Figure 2. ST54J A01 block diagram**



### 1.6.2 TOE software description

38 The OST ROM contains a Dedicated Software which provides full test capabilities (operating system for test, called "OST"), not accessible by the Security IC Embedded Software (ES), after TOE delivery.

39 The System ROM and ST NVM of the TOE contain a Dedicated Software (Firmware) which provides:

- a Secure Flash Loader, enabling to securely and efficiently download the Security IC Embedded Software (ES) into the NVM. It also allows the evaluator to load software into the TOE for test purpose. The Secure Flash Loader is available in Admin

configuration. The customer can choose to activate it in any phase of the product life-cycle under highly secured conditions, or to deactivate it definitely at a certain step.

- low-level functions called Flash Drivers, enabling the Security IC Embedded Software (ES) to modify and manage the NVM contents. The Flash Drivers are available in User configuration.
- a set of protected commands for device testing and product profiling, not intended for the Security IC Embedded Software (ES) usage, and not available in User configuration.
- a very reduced set of uncritical commands for basic diagnostic purpose (field return analysis), only reserved to STMicroelectronics.
- a set of highly protected commands for secure diagnostic purpose (advanced quality investigations), that can only be activated by the customer and be operated by STMicroelectronics on its own audited sites. This feature is protected by specific strong access control, completed by environmental measures which prevent access to customer assets. Furthermore, it can be permanently deactivated by the customer.

40 The Security IC Embedded Software (ES) is in User NVM.

41 **Note: The ES is not part of the TOE and is out of scope of the evaluation.**

### 1.6.3 TOE documentation

42 The user guidance documentation, part of the TOE, consists of:

- the product Data Sheet and die description,
- the SE subsystem OS developer's guide,
- the product family Security Guidance,
- the AIS31 user manuals,
- the product family programming manual,
- the ARM SC300 Technical Reference Manual,
- the Firmware user manual.

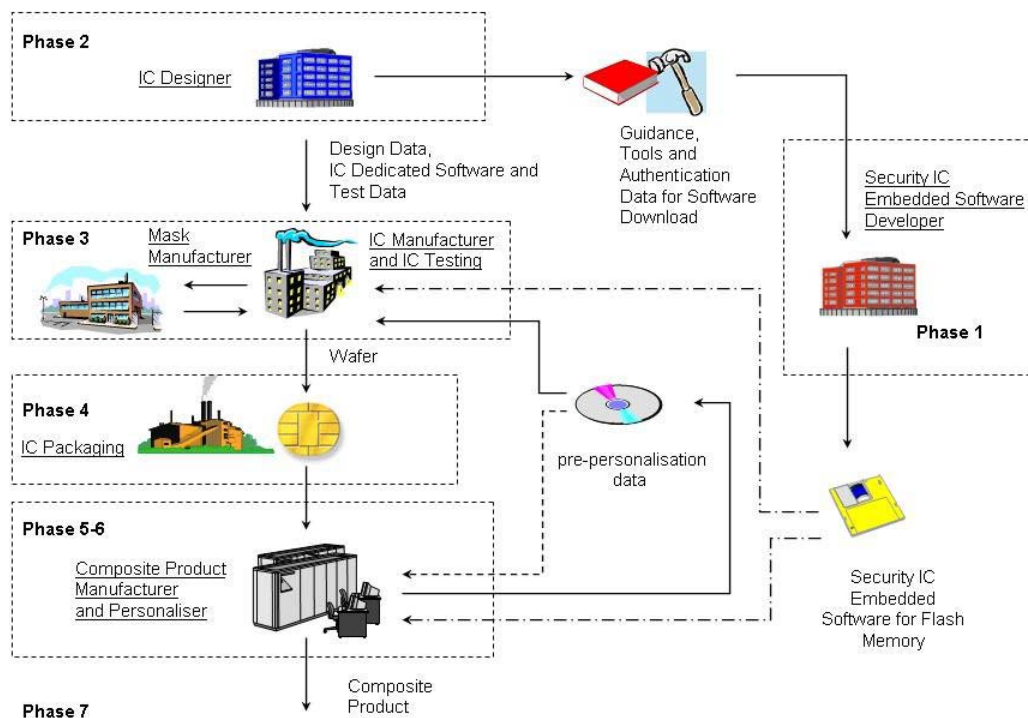
43 The complete list of guidance documents is detailed in [Table 14](#).

## 1.7 TOE life cycle

44 This Security Target is fully conform to the claimed PP. In the following, just a summary and some useful explanations are given. For complete details on the TOE life cycle, please refer to the [Eurosmart - Security IC Platform Protection Profile with Augmentation Packages \(BSI-CC-PP-0084-2014\)](#), section 1.2.3.

45 The composite product life cycle is decomposed into 7 phases. Each of these phases has the very same boundaries as those defined in the claimed protection profile.

**Figure 3. Security IC Life-Cycle if Security IC Embedded Software is loaded by Security IC Dedicated Software into the programmable non-volatile Memory**



46 The life cycle phases are summarized in [Table 3](#).

47 The sites potentially involved in the TOE life cycle are listed in [Table 15](#).

48 The limit of the evaluation corresponds to phases 2, 3 and optionally 4, including the delivery and verification procedures of phase 1, and the TOE delivery either to the IC packaging manufacturer or to the composite product integrator; procedures corresponding to phases 1, 5, 6 and 7 are outside the scope of this evaluation.

49 In the following, the term "Composite product manufacturing" is uniquely used to indicate phases 1, optionally 4, 5 and 6 all together.

This ST also uses the term "Composite product manufacturer" which includes all roles responsible of the TOE during phases 1, optionally 4, 5 and 6.

50 The TOE is delivered after phase 3 in form of wafers or after phase 4 in packaged form, depending on the customer's order.

51 In the following, the term "TOE delivery" is uniquely used to indicate:

- after phase 3 (or before phase 4) if the TOE is delivered in form of wafers or sawn wafers (dice) or
- after phase 4 (or before phase 5) if the TOE is delivered in form of packaged products.

52 The TOE is delivered in Admin (aka Issuer) or User configuration.



**Table 3. Composite product life cycle phases**

Phase	Name	Description
1	Security IC embedded software development	security IC embedded software development specification of IC pre-personalization requirements
2	IC development	IC design IC dedicated software development
3	IC manufacturing and testing	integration and photomask fabrication IC manufacturing IC testing IC pre-personalisation
4	IC packaging	security IC packaging (and testing) pre-personalisation if necessary
5	Security IC product finishing process	composite product finishing process composite product testing
6	Security IC personalisation	composite product personalisation composite product testing
7	Security IC end usage	composite product usage by its issuers and consumers

## 1.8 TOE environment

53 Considering the TOE, three types of environments are defined:

- Development environment corresponding to phase 2,
- Production environment corresponding to phase 3 and optionally 4,
- Operational environment, including phase 1 and from phase 4 or 5 to phase 7.

### 1.8.1 TOE Development Environment

54 To ensure security, the environment in which the development takes place is secured with controllable accesses having traceability. Furthermore, all authorized personnel involved fully understand the importance and the strict implementation of defined security procedures.

55 The development begins with the TOE's specification. All parties in contact with sensitive information are required to abide by Non-Disclosure Agreements.

56 Design and development of the IC then follows, together with the dedicated and engineering software and tools development. The engineers use secure computer systems (preventing unauthorized access) to make their developments, simulations, verifications and generation of the TOE's databases. Sensitive documents, files and tools, databases on tapes, and printed circuit layout information are stored in appropriate locked cupboards/safe. Of paramount importance also is the disposal of unwanted data (complete electronic erasures) and documents (e.g. shredding).

57 The development centres possibly involved in the development of the TOE are denoted by the activity "DEV" in [Table 15](#).

- 58 Reticules and photomasks are generated from the verified IC databases; the former are used in the silicon Wafer-fab processing. As reticules and photomasks are generated off-site, they are transported and worked on in a secure environment. During the transfer of sensitive data electronically, procedures are established to ensure that the data arrive only at the destination and are not accessible at intermediate stages (e.g. stored on a buffer server where system administrators make backup copies).
- 59 The authorized sub-contractors potentially involved in the TOE mask manufacturing are denoted by the activity "MASK" in [Table 15](#).

### 1.8.2 TOE production environment

- 60 As high volumes of product commonly go through such environments, adequate control procedures are necessary to account for all product at all stages of production.
- 61 Production starts within the Wafer-fab; here the silicon wafers undergo the diffusion processing. Computer tracking at wafer level throughout the process is commonplace. The wafers are then taken into the test area. Testing of each TOE occurs to assure conformance with the device specification.
- 62 The authorized front-end plant possibly involved in the manufacturing of the TOE are denoted by the activity "FE" in [Table 15](#).
- 63 The authorized EWS plant potentially involved in the testing of the TOE are denoted by the activity "EWS" in [Table 15](#).
- 64 Wafers are then scribed and broken such as to separate the functional from the non-functional ICs. The latter is discarded in a controlled accountable manner. The good ICs are then packaged in phase 4, in a back-end plant. When testing, programming or deliveries are done offsite, ICs are transported and worked on in a secure environment with accountability and traceability of all (good and bad) products.
- 65 When the product is delivered after phase 4, the authorized back-end plants possibly involved in the packaging of the TOE are denoted by the activity "BE" in [Table 15](#).
- 66 All sites denoted by the activity "WHS" in [Table 15](#) can be involved for the logistics.

### 1.8.3 TOE operational environment

- 67 A TOE operational environment is the environment of phases 1, optionally 4, then 5 to 7.
- 68 At phases 1, 4, 5 and 6, the TOE operational environment is a controlled environment.
- 69 End-user environments (phase 7): composite products are used in a wide range of applications to assure authorized conditional access. Examples of such are banking cards, brand protection, portable communication SIM cards, health cards, transportation cards, access management, identity and passport cards. The end-user environment therefore covers a wide range of very different functions, thus making it difficult to avoid and monitor any abuse of the TOE.

## 2 Conformance claims (ASE\_CCL, ASE\_ECD)

### 2.1 Common Criteria conformance claims

70 The ST54J A01 Security Target claims to be conformant to the Common Criteria version 3.1 revision 5.

71 Furthermore it claims to be CC Part 2 ([CCMB-2017-04-002 R5](#)) extended and CC Part 3 ([CCMB-2017-04-003 R5](#)) conformant.

72 The extended Security Functional Requirements are those defined in the [Eurosmart - Security IC Platform Protection Profile with Augmentation Packages \(BSI-CC-PP-0084-2014\)](#):

- **FCS\_RNG** Generation of random numbers,
- **FMT\_LIM** Limited capabilities and availability,
- **FAU\_SAS** Audit data storage,
- **FDP\_SDC** Stored data confidentiality,
- **FIA\_API** Authentication proof of identity .

The reader can find their certified definitions in the text of the "[BSI-CC-PP-0084-2014](#)" Protection Profile.

73 The assurance level for the ST54J A01 Security Target is **EAL 5** augmented by ALC\_DVS.2 and AVA\_VAN.5.

### 2.2 PP Claims:

#### 2.2.1 PP Reference

74 The ST54J A01 Security Target claims strict conformance to the [Eurosmart - Security IC Platform Protection Profile with Augmentation Packages \(BSI-CC-PP-0084-2014\)](#), as required by this Protection Profile.

75 The following packages have been selected from the [BSI-CC-PP-0084-2014](#):

- Package "Authentication of the Security IC",
- Packages for Loader:
  - Package 1: Loader dedicated for usage in Secured Environment only,
  - Package 2: Loader dedicated for usage by authorized users only.

#### 2.2.2 PP Additions

76 The main additions operated on the [BSI-CC-PP-0084-2014](#) are:

- Addition #4: "Area based Memory Access Control" from [AUG](#),
- Addition #1: "Support of Cipher Schemes" from [AUG](#),
- Specific additions for the Loader, to comply with [JIL-Post-Deliv-Load](#) and [ANSSI-CC-CER/F/06.002](#),
- Specific additions for the Secure Diagnostic capability,
- Refinement of assurance requirements.

- 77 All refinements are indicated with type setting text **as indicated here**, original text from the [BSI-CC-PP-0084-2014](#) being typeset **as indicated here**. Text originating in [AUG](#) is typeset **as indicated here**. Text originating in [JIL-Post-Deliv-Load](#) and [ANSSI-CC-CER/F/06.002](#) is typeset **as indicated here**.
- 78 The security environment additions relative to the PP are summarized in [Table 4](#).
- 79 The additional security objectives relative to the PP are summarized in [Table 5](#).
- 80 A simplified presentation of the TOE Security Policy (TSP) is added.
- 81 The additional SFRs for the TOE relative to the PP are summarized in [Table 7](#).
- 82 The additional SARs relative to the PP are summarized in [Table 9](#).

### 2.2.3 PP Claims rationale

- 83 The differences between this Security Target security objectives and requirements and those of [BSI-CC-PP-0084-2014](#), to which conformance is claimed, have been identified and justified in [Section 4](#) and in [Section 5](#). They have been recalled in the previous section.
- 84 In the following, the statements of the security problem definition, the security objectives, and the security requirements are consistent with those of the [BSI-CC-PP-0084-2014](#).
- 85 The security problem definition presented in [Section 3](#), clearly shows the additions to the security problem statement of the PP.
- 86 The security objectives rationale presented in [Section 4.3](#) clearly identifies modifications and additions made to the rationale presented in the [BSI-CC-PP-0084-2014](#).
- 87 Similarly, the security requirements rationale presented in [Section 5.4](#) has been updated with respect to the protection profile.
- 88 All PP requirements have been shown to be satisfied in the extended set of requirements whose completeness, consistency and soundness have been argued in the rationale sections of the present document.

### 3 Security problem definition (ASE\_SPD)

- 89 This section describes the security aspects of the environment in which the TOE is intended to be used and addresses the description of the assets to be protected, the threats, the organisational security policies and the assumptions.
- 90 Note that the origin of each security aspect is clearly identified in the prefix of its label. Most of these security aspects can therefore be easily found in the [Eurosmart - Security IC Platform Protection Profile with Augmentation Packages \(BSI-CC-PP-0084-2014\)](#), section 3. Only those originating in *AUG* or in *JIL-Post-Deliv-Load / ANSSI-CC-CER/F/06.002*, and the ones introduced in this Security Target, are detailed in the following sections.
- 91 A summary of all these security aspects and their respective conditions is provided in [Table 4](#).

**Table 4. Summary of security aspects**

	Label	Title
TOE threats	BSI.T.Leak-Inherent	Inherent Information Leakage
	BSI.T.Phys-Probing	Physical Probing
	BSI.T.Malfunction	Malfunction due to Environmental Stress
	BSI.T.Phys-Manipulation	Physical Manipulation
	BSI.T.Leak-Forced	Forced Information Leakage
	BSI.T.Abuse-Func	Abuse of Functionality
	BSI.T.RND	Deficiency of Random Numbers
	BSI.T.Masquerade-TOE	Masquerade the TOE
	AUG4.T.Mem-Access	Memory Access Violation
	JIL.T.Open-Samples-Diffusion	Diffusion of open samples
OSPs	BSI.P.Process-TOE	Protection during TOE Development and Production
	BSI.P.Lim-Block-Loader	Limiting and blocking the loader functionality
	BSI.P.Ctrl-Loader	Controlled usage to Loader Functionality
	AUG1.P.Add-Functions	Additional Specific Security Functionality (Cipher Scheme Support)
Assumptions	BSI.A.Process-Sec-IC	Protection during Packaging, Finishing and Personalisation
	BSI.A.Resp-Appl	Treatment of User Data

#### 3.1 Description of assets

- 92 Since this Security Target claims strict conformance to the [Eurosmart - Security IC Platform Protection Profile with Augmentation Packages \(BSI-CC-PP-0084-2014\)](#), the assets defined in section 3.1 of the Protection Profile are applied and the assets regarding threats are clarified in this Security Target.

- 93 The assets (related to standard functionality) to be protected are
- - the user data of the Composite TOE,
  - - the Security IC Embedded Software, stored and in operation,
  - - the security services provided by the TOE for the Security IC Embedded Software.
- 94 The user (consumer) of the TOE places value upon the assets related to high-level security concerns:
- SC1 integrity of user data of the Composite TOE,  
SC2 confidentiality of user data of the Composite TOE being stored in the TOE's protected memory areas,  
SC3 correct operation of the security services provided by the TOE for the Security IC Embedded Software.
- Note the Security IC Embedded Software is user data and shall be protected while being executed/processed and while being stored in the TOE's protected memories.
- 95 The Security IC may not distinguish between user data which is public knowledge or kept confidential. Therefore the security IC shall protect the user data of the Composite TOE in integrity and in confidentiality if stored in protected memory areas, unless the Security IC Embedded Software chooses to disclose or modify it.
- 96 In particular integrity of the Security IC Embedded Software means that it is correctly being executed which includes the correct operation of the TOE's functionality. Parts of the Security IC Embedded Software which do not contain secret data or security critical source code, may not require protection from being disclosed. Other parts of the Security IC Embedded Software may need to be kept confidential since specific implementation details may assist an attacker.
- 97 The Protection Profile requires the TOE to provide at least one security service: the generation of random numbers by means of a physical Random Number Generator. The annex 7 provides packages for typical additional security services. The Security Target may require additional security services as described in these packages or define TOE specific security services. It is essential that the TOE ensures the correct operation of all security services provided by the TOE for the Security IC Embedded Software.
- 98 According to the Protection Profile there is the following high-level security concern related to security service:
- SC4 deficiency of random numbers.
- 99 To be able to protect these assets (SC1 to SC4) the TOE shall self-protect its TSF. Critical information about the TSF shall be protected by the development environment and the operational environment. Critical information may include:
- logical design data, physical design data, IC Dedicated Software, and configuration data,
  - initialisation Data and Pre-personalisation Data, specific development aids, test and characterisation related data, material for software development support, and photomasks.
- 100 Such information and the ability to perform manipulations assist in threatening the above assets.
- 101 Note that there are many ways to manipulate or disclose the user data of the Composite TOE: (i) An attacker may manipulate the Security IC Embedded Software or the TOE. (ii) An attacker may cause malfunctions of the TOE or abuse Test Features provided by the TOE. Such attacks usually require design information of the TOE to be obtained. They pertain to

all information about (i) the circuitry of the IC (hardware including the physical memories), (ii) the IC Dedicated Software with the parts IC Dedicated Test Software (if any) and IC Dedicated Support Software (if any), and (iii) the configuration data for the TSF. The knowledge of this information may enable or support attacks on the assets. Therefore the TOE Manufacturer must ensure that the development and production of the TOE (refer to Section 1.2.3) is secure so that no restricted, sensitive, critical or very critical information is unintentionally made available for attacks in the operational phase of the TOE (cf. [8] for details on assessment of knowledge of the TOE in the vulnerability analysis).

102 **ST** must apply protection to support the security of the TOE. This not only pertains to the TOE but also to all information and material exchanged with the developer of the Security IC Embedded Software. This covers the Security IC Embedded Software itself if provided by the developer of the Security IC Embedded Software or any authentication data required to enable the download of software. This includes the delivery (exchange) procedures for Phase 1 and the Phases after TOE Delivery as far as they can be controlled by the TOE Manufacturer. These aspects enforce the usage of the supporting documents and the refinements of SAR defined in the **e** protection profile.

103 The information and material produced and/or processed by **ST** in the TOE development and production environment (Phases 2 up to TOE Delivery) can be grouped as follows:

- logical design data,
- physical design data,
- IC Dedicated Software, Initialisation Data and Pre-personalisation Data,
- Security IC Embedded Software, provided by the Security IC Embedded Software developer and implemented by the IC manufacturer,
- specific development aids,
- test and characterisation related data,
- material for software development support, and
- photomasks and products in any form

as long as they are generated, stored, or processed by **ST**.

104 Application note:  
The TOE providing a functionality for Security IC Embedded Software secure loading into NVM, the ES is considered as User Data being stored in the TOE's memories at this step, and the Protection Profile corresponding packages are integrated, as well as the requirements from *JIL-Post-Deliv-Load*.

## 3.2 Threats

105 The threats are described in the *BSI-CC-PP-0084-2014*, section 3.2. Only those originating in *AUG* and *ANSSI-CC-CER/F/06.002* are detailed in the following section.

BSI.T.Leak-Inherent	Inherent Information Leakage
BSI.T.Phys-Probing	Physical Probing
BSI.T.Malfunction	Malfunction due to Environmental Stress
BSI.T.Phys-Manipulation	Physical Manipulation

BSI.T.Leak-Forced	Forced Information Leakage
BSI.T.Abuse-Func	Abuse of Functionality
BSI.T.RND	Deficiency of Random Numbers
BSI.T.Masquerade-TOE	Masquerade the TOE
AUG4.T.Mem-Access	Memory Access Violation:

Parts of the **Security IC** Embedded Software may cause security violations by accidentally or deliberately accessing restricted data (which may include code). Any restrictions are defined by the security policy of the specific application context and must be implemented by the **Security IC** Embedded Software.

Clarification: This threat does not address the proper definition and management of the security rules implemented by the Security IC Embedded Software, this being a software design and correctness issue. This threat addresses the reliability of the abstract machine targeted by the software implementation. To avert the threat, the set of access rules provided by this TOE should be undefeated if operated according to the provided guidance. The threat is not realized if the Security IC Embedded Software is designed or implemented to grant access to restricted information. It is realized if an implemented access denial is granted under unexpected conditions or if the execution machinery does not effectively control a controlled access.

Here the attacker is expected to (i) take advantage of flaws in the design and/or the implementation of the TOE JILmemory access rules (refer to BSI.T.Abuse-Func but for functions available after TOE delivery), (ii) introduce flaws by forcing operational conditions (refer to BSI.T.Malfunction) and/or by physical manipulation (refer to BSI.T.Phys-Manipulation). This attacker is expected to have a high level potential of attack.

JIL.T.Open-Samples-Diffusion	Diffusion of open samples:
------------------------------	----------------------------

An attacker may get access to open samples of the TOE and use them to gain information about the TSF (loader, memory management unit, ROM code, ...). He may also use the open samples to characterize the behavior of the IC and its security functionalities (for example: characterization of side channel profiles, perturbation cartography, ...). The execution of a dedicated security features (for example: execution of a DES computation without countermeasures or by de-activating countermeasures) through the loading of an adequate code would allow this kind of characterization and the execution of enhanced attacks on the IC.



### 3.3 Organisational security policies

- 106 The TOE provides specific security functionality that can be used by the **Security IC** Embedded Software. In the following specific security functionality is listed which is not derived from threats identified for the TOE's environment because it can only be decided in the context of the **Security IC** application, against which threats the **Security IC** Embedded Software will use the specific security functionality.
- 107 ST applies the Protection policy during TOE Development and Production (*BSI.P.Process-TOE*) as specified below.
- 108 *BSI.P.Lim-Block-Loader* and *BSI.P.Ctrl-Loader* are dedicated to the Secure Flash Loader, and described in the *BSI-CC-PP-0084-2014* packages "Loader dedicated for usage in secured environment only" and "Loader dedicated for usage by authorized users only". *BSI.P.Ctrl-Loader* has been completed in accordance with *JIL-Post-Deliv-Load*.
- 109 **ST** applies the Additional Specific Security Functionality policy (*AUG1.P.Add-Functions*) as specified below.
- 110 New Organisational Security Policies (OSPs) are defined here below:

*BSI.P.Process-TOE* Identification during TOE Development and Production:

An accurate identification **is** established for the TOE. This requires that each instantiation of the TOE carries this unique identification.

*BSI.P.Lim-Block-Loader* Limiting and blocking the loader functionality:

The composite manufacturer uses the Loader for loading of Security IC Embedded Software, user data of the Composite Product or IC Dedicated Support Software in charge of the IC Manufacturer. He limits the capability and blocks the availability of the Loader<sup>(1)</sup> in order to protect stored data from disclosure and manipulation.

1. Note that blocking the Loader is not required, as only authorized users can use the Loader as stated in *BSI.P.Ctrl-Loader*.

## BSI.P.Ctrl-Loader

Controlled usage to Loader Functionality:

Authorized user controls the usage of the Loader functionality in order to protect stored and loaded user data from disclosure and manipulation.

The activation of the loaded Additional Code ~~Code~~ **user data** is possible if:

- integrity and authenticity of the Additional Code ~~Code~~ **user data** have been successfully checked by the initial TOE;
- the loaded Additional Code ~~Code~~ **user data** is targeted to the Initial TOE (Identification Data of the Additional Code ~~Code~~ **user data** and the Initial TOE will be used for this check).

Identification Data of the resulting Final TOE shall identify the Initial TOE and the ~~activated~~ Additional Code ~~Code~~ **user data**. Identification Data shall be protected in integrity.

Note: Here, the term TOE denotes the TOE itself as well as the composite TOE which both may be maintained by loading of data.

## AUG1.P.Add-Functions

Additional Specific Security Functionality:

The TOE shall provide the following specific security functionality to the Security IC Embedded Software:

- Triple Data Encryption Standard (TDES)<sup>(1)</sup>, if EDES is active,
- Advanced Encryption Standard (AES), if AES is active.

1. Note that DES and triple DES with two keys are no longer recommended as encryption functions in the context of smart card applications. Hence, Security IC Embedded Software may need to use triple DES with three keys to achieve a suitable strength.

### 3.4 Assumptions

111

The following assumptions are described in the [BSI-CC-PP-0084-2014](#), section 3.4.

## BSI.A.Process-Sec-IC

Protection during Packaging, Finishing and Personalisation

## BSI.A.Resp-Appl

Treatment of User Data of the Composite TOE

## 4 Security objectives (ASE\_OBJ)

- 112 The security objectives of the TOE cover principally the following aspects:
- integrity and confidentiality of assets,
  - protection of the TOE and associated documentation during development and production phases,
  - provide random numbers,
  - provide cryptographic support and access control functionality.
- 113 A summary of all security objectives is provided in [Table 5](#).
- 114 Note that the origin of each objective is clearly identified in the prefix of its label. Most of these security aspects can therefore be easily found in the [BSI-CC-PP-0084-2014](#), sections 4.1 and 7.3. Only those which have been amended, those originating in [AUG](#), those originating in [JIL-Post-Deliv-Load](#), and the ones introduced in this Security Target, are detailed in the following sections.

**Table 5. Summary of security objectives**

	Label	Title
TOE	BSI.O.Leak-Inherent	Protection against Inherent Information Leakage
	BSI.O.Phys-Probing	Protection against Physical Probing
	BSI.O.Malfunction	Protection against Malfunctions
	BSI.O.Phys-Manipulation	Protection against Physical Manipulation
	BSI.O.Leak-Forced	Protection against Forced Information Leakage
	BSI.O.Abuse-Func	Protection against Abuse of Functionality
	BSI.O.Identification	TOE Identification
	BSI.O.RND	Random Numbers
	BSI.O.Cap-Avail-Loader	Capability and Availability of the Loader
	BSI.O.Ctrl_Auth_Loader	Access control and authenticity for the Loader
	JIL.O.Prot-TSF-Confidentiality	Protection of the confidentiality of the TSF
	JIL.O.Secure-Load-ACode	Secure loading of the Additional Code
	JIL.O.Secure-AC-Activation	Secure activation of the Additional Code
	JIL.O.TOE-Identification	Secure identification of the TOE
	O.Secure-Load-AMemImage	Secure loading of the Additional Memory Image
	O.MemImage-Identification	Secure identification of the Memory Image
	BSI.O.Authentication	Authentication to external entities
	AUG1.O.Add-Functions	Additional Specific Security Functionality
	AUG4.O.Mem-Access	<b>Dynamic</b> Area based Memory Access Control

Table 5. Summary of security objectives (continued)

	Label	Title
Environments	BSI.OE.Resp-AppI	Treatment of User Data of the Composite TOE
	BSI.OE.Process-Sec-IC	Protection during composite product manufacturing
	BSI.OE.Lim-Block-Loader	Limitation of capability and blocking the Loader
	BSI.OE.Loader-Usage	Secure communication and usage of the Loader
	BSI.OE.TOE-Auth	External entities authenticating of the TOE
	<i>OE.Composite-TOE-Id</i>	Composite TOE identification
	<i>OE.TOE-Id</i>	TOE identification
	<i>OE.Enable-Disable-Secure-Diag</i>	Enabling or disabling the Secure Diagnostic
	<i>OE.Secure-Diag-Usage</i>	Secure communication and usage of the Secure Diagnostic

### 4.1 Security objectives for the TOE

BSI.O.Leak-Inherent	Protection against Inherent Information Leakage
BSI.O.Phys-Probing	Protection against Physical Probing
BSI.O.Malfunction	Protection against Malfunctions
BSI.O.Phys-Manipulation	Protection against Physical Manipulation
BSI.O.Leak-Forced	Protection against Forced Information Leakage
BSI.O.Abuse-Func	Protection against Abuse of Functionality
BSI.O.Identification	TOE Identification
BSI.O.RND	Random Numbers
BSI.O.Cap-Avail-Loader	Capability and Availability of the Loader
BSI.O.Ctrl-Auth-Loader	Access control and authenticity for the Loader
BSI.O.Authentication	Authentication to external entities
JIL.O.Prot-TSF-Confidentiality	<p>Protection of the confidentiality of the TSF:</p> <p>The TOE must provide protection against disclosure of confidential operations of the Security IC (loader, memory management unit, ...) through the use of a dedicated code loaded on open samples.</p>

- JIL.O.Secure-Load-ACode Secure loading of the Additional Code:
- The Loader of the Initial TOE shall check an evidence of authenticity and integrity of the loaded Additional Code.
- The Loader enforces that only the allowed version of the Additional Code can be loaded on the Initial TOE. The Loader shall forbid the loading of an Additional Code not intended to be assembled with the Initial TOE.
- During the Load Phase of an Additional Code, the TOE shall remain secure.
- Note: Concretely, the TOE manages the Additional Code as a Memory Image.
- JIL.O.Secure-AC-Activation Secure activation of the Additional Code:
- Activation of the Additional Code and update of the Identification Data shall be performed at the same time in an Atomic way.
- All the operations needed for the code to be able to operate as in the Final TOE shall be completed before activation.
- If the Atomic Activation is successful, then the resulting product is the Final TOE, otherwise (in case of interruption or incident which prevents the forming of the Final TOE such as tearing, integrity violation, error case...), the Initial TOE shall remain in its initial state or fail secure.
- JIL.O.TOE-Identification Secure identification of the TOE:
- The Identification Data identifies the Initial TOE and Additional Code. The TOE provides means to store Identification Data in its non-volatile memory and guarantees the integrity of these data.
- After Atomic Activation of the Additional Code, the Identification Data of the Final TOE allows identifications of Initial TOE and Additional code. The user shall be able to uniquely identify Initial TOE and Additional Code(s) which are embedded in the Final TOE.
- O.Secure-Load-AMemImage Secure loading of the Additional Memory Image:
- The Loader of the TOE shall check an evidence of authenticity and integrity of the loaded Memory Image.
- The Loader enforces that only the allowed version of the Additional Memory Image can be loaded after the Initial Memory Image. The Loader shall forbid the loading of an Additional Memory Image not intended to be assembled with the Initial Memory Image.
- Note: This objective is similar to JIL.O.Secure-Load-ACode, applied to user data (e.g. embedded software).

- O.MemImage-Identification Secure identification of the Memory Image:
- The Identification Data identifies the Initial Memory Image and Additional Memory Image. The TOE provides means to store Identification Data in its non-volatile memory and guarantees the integrity of these data.
- Storage of the Additional Memory Image and update of the Identification Data shall be performed at the same time in an Atomic way, otherwise (in case of interruption or incident which prevents this alignment), the Memory Image shall remain in its initial state or the TOE shall fail secure.
- The Identification Data of the Final Memory Image allows identifications of Initial Memory Image and Additional Memory Image.
- Note: This objective is similar to JIL.O.Secure-AC-Activation and JIL.O.TOE-Identification, applied to user data (e.g. embedded software).
- AUG1.O.Add-Functions Additional Specific Security Functionality:
- The TOE shall provide the following specific security functionality to the Security IC Embedded Software:
- Triple Data Encryption Standard (TDES), if **EDES is active**,
  - Advanced Encryption Standard (AES), if **AES is active**.
- AUG4.O.Mem-Access **Dynamic** Area based Memory Access Control:
- The TOE must provide the **Security IC** Embedded Software with the capability to define **dynamic memory segmentation and protection**. The TOE must then enforce **the defined access rules** so that access of software to memory areas is controlled as required, for example, in a multi-application environment.

## 4.2 Security objectives for the environment

- 115 Security Objectives for the Security IC Embedded Software development environment (phase 1):
- BSI.OE.Resp-Appl Treatment of User Data of the Composite TOE
- 116 Security Objectives for the operational Environment (phase 4 to 7):
- BSI.OE.Process-Sec-IC Protection during composite product manufacturing Up to phase 6

BSI.OE.Lim-Block-Loader Limitation of capability and blocking the Loader: Up to phase 6

The Composite Product Manufacturer will protect the Loader functionality against misuse, limit the capability of the Loader and, **if desired**, terminate irreversibly the Loader after intended usage of the Loader.

Note that blocking the Loader is not required, as only authorized users can use the Loader as stated in BSI.P.Ctrl-Loader.

BSI.OE.Loader-Usage Secure communication and usage of the Loader: Up to phase 7

The authorized user must support the trusted communication channel with the TOE by confidentiality protection and authenticity proof of the data to be loaded and fulfilling the access conditions required by the Loader.

The authorized user must organize the maintenance transactions to ensure that the additional code (loaded as data) is able to operate as in the Final composite TOE. The authorized user must manage and associate unique Identification to the loaded data.

OE.Composite-TOE-Id Composite TOE identification: Up to phase 7

The composite manufacturer must maintain a unique identification of a composite TOE under maintenance.

OE.TOE-Id TOE identification: Up to phase 7

The IC manufacturer must maintain a unique identification of the TOE under maintenance.

OE.Enable-Disable-Secure-Diag Enabling or disabling the Secure Diagnostic: Up to phase 7

If desired, the Composite Product Manufacturer will enable (or disable) irreversibly the Secure Diagnostic capability, thus enabling the IC manufacturer (or disabling everyone) to exercise the Secure Diagnostic capability.

OE.Secure-Diag-Usage Secure communication and usage of the Secure Diagnostic: Up to phase 7

The IC manufacturer must support the trusted communication channel with the TOE by fulfilling the access conditions required by the Secure Diagnostic.

The IC manufacturer must manage the Secure Diagnostic transactions so that they cannot be used to disclose critical user data of the Composite TOE, manipulate critical user data of the Composite TOE, manipulate Security IC Embedded Software or bypass, deactivate, change or explore security features or security services of the TOE.

### 4.3 Security objectives rationale

117 The main line of this rationale is that the inclusion of all the security objectives of the [BSI-CC-PP-0084-2014](#) protection profile, together with those in [AUG](#), and those introduced in this ST, guarantees that all the security environment aspects identified in [Section 3](#) are addressed by the security objectives stated in this chapter.

118 Thus, it is necessary to show that:

- security environment aspects from [AUG](#) and from this ST, are addressed by security objectives stated in this chapter,
- security objectives from [AUG](#) and from this ST, are suitable (i.e. they address security environment aspects),
- security objectives from [AUG](#) and from this ST, are consistent with the other security objectives stated in this chapter (i.e. no contradictions).

119 The selected augmentations from [AUG](#) introduce the following security environment aspects:

- TOE threat "[Memory Access Violation, \(AUG4.T.Mem-Access\)](#)",
- organisational security policy "[Additional Specific Security Functionality, \(AUG1.P.Add-Functions\)](#)".

120 The augmentation made in this ST introduces the following security environment aspect:

- TOE threat "[Diffusion of open samples, \(JIL.T.Open-Samples-Diffusion\)](#)".

121 The justification of the additional threat provided in the next subsections shows that it does not contradict to the rationale already given in the protection profile [BSI-CC-PP-0084-2014](#) for the assumptions, policies and threats defined there.



Table 6. Security Objectives versus Assumptions, Threats or Policies

Assumption, Threat or Organisational Security Policy	Security Objective	Notes
<i>BSI.A.Resp-Appl</i>	<i>BSI.OE.Resp-Appl</i>	Phase 1
<i>BSI.P.Process-TOE</i>	<i>BSI.O.Identification</i>	Phase 2-3 optional Phase 4
<i>BSI.A.Process-Sec-IC</i>	<i>BSI.OE.Process-Sec-IC</i>	Phase 5-6 optional Phase 4
<i>BSI.P.Lim-Block-Loader</i>	<i>BSI.O.Cap-Avail-Loader</i> <i>BSI.OE.Lim-Block-Loader</i>	
<i>BSI.P.Ctrl-Loader</i>	<i>BSI.O.Ctrl_Auth_Loader</i> <i>JIL.O.Secure-Load-ACode</i> <i>JIL.O.Secure-AC-Activation</i> <i>JIL.O.TOE-Identification</i> <i>O.Secure-Load-AMemImage</i> <i>O.MemImage-Identification</i> <i>BSI.OE.Loader-Usage</i> <i>OE.TOE-Id</i> <i>OE.Composite-TOE-Id</i>	
<i>AUG1.P.Add-Functions</i>	<i>AUG1.O.Add-Functions</i>	
<i>BSI.T.Leak-Inherent</i>	<i>BSI.O.Leak-Inherent</i>	
<i>BSI.T.Phys-Probing</i>	<i>BSI.O.Phys-Probing</i>	
<i>BSI.T.Malfunction</i>	<i>BSI.O.Malfunction</i>	
<i>BSI.T.Phys-Manipulation</i>	<i>BSI.O.Phys-Manipulation</i>	
<i>BSI.T.Leak-Forced</i>	<i>BSI.O.Leak-Forced</i>	
<i>BSI.T.Abuse-Func</i>	<i>BSI.O.Abuse-Func</i> <i>OE.Enable-Disable-Secure-Diag</i> <i>OE.Secure-Diag-Usage</i>	
<i>BSI.T.RND</i>	<i>BSI.O.RND</i>	
<i>BSI.T.Masquerade-TOE</i>	<i>BSI.O.Authentication</i>	
<i>AUG4.T.Mem-Access</i>	<i>AUG4.O.Mem-Access</i>	
<i>JIL.T.Open-Samples-Diffusion</i>	<i>JIL.O.Prot-TSF-Confidentiality</i> <i>BSI.O.Leak-Inherent</i> <i>BSI.O.Leak-Forced</i>	

#### 4.3.1 TOE threat "Abuse of Functionality"

122

The justification related to the threat "Abuse of Functionality, (*BSI.T.Abuse-Func*)" is as follows:

123 The threat *BSI.T.Abuse-Func* is directly covered by the security objective *BSI.O.Abuse-Func*, supported by the security objectives for the operational environment *OE.Enable-Disable-Secure-Diag* and *OE.Secure-Diag-Usage* for the particular case of the Secure Diagnostic. Therefore *BSI.T.Abuse-Func* is covered by these three objectives.

#### 4.3.2 TOE threat "Memory Access Violation"

124 The justification related to the threat "Memory Access Violation, (*AUG4.T.Mem-Access*)" is as follows:

125 According to *AUG4.O.Mem-Access* the TOE must enforce the **dynamic memory segmentation and protection** so that access of software to memory areas is controlled. Any restrictions are to be defined by the **Security IC** Embedded Software. Thereby security violations caused by accidental or deliberate access to restricted data (which may include code) can be prevented (refer to *AUG4.T.Mem-Access*). The threat *AUG4.T.Mem-Access* is therefore removed if the objective is met.

126 The added objective for the TOE *AUG4.O.Mem-Access* does not introduce any contradiction in the security objectives for the TOE.

#### 4.3.3 TOE threat "Diffusion of open samples"

127 The justification related to the threat "Diffusion of open samples, (*JIL.T.Open-Samples-Diffusion*)" is as follows:

128 According to threat *JIL.T.Open-Samples-Diffusion*, the TOE shall provide protection against attacks using open samples of the TOE to characterize the behavior of the IC and its security functionalities. The objective *JIL.O.Prot-TSF-Confidentiality* requires protection against disclosure of confidential operations of the Security IC through the use of a dedicated code loaded on open samples. Additionally, *BSI.O.Leak-Inherent* and *BSI.O.Leak-Forced* ensures protection against disclosure of confidential data processed in the Security IC. Therefore *JIL.T.Open-Samples-Diffusion* is covered by these three objectives.

129 The added objective for the TOE *JIL.O.Prot-TSF-Confidentiality* does not introduce any contradiction in the security objectives for the TOE.

#### 4.3.4 Organisational security policy "Controlled usage to Loader Functionality"

130 The justification related to the organisational security policy "Controlled usage to Loader Functionality, (*BSI.P.Ctrl-Loader*)" is as follows:

131 As stated in *BSI-CC-PP-0084-2014*, the organisational security policy "Controlled usage to Loader Functionality (*BSI.P.Ctrl-Loader*)" is implemented by the security objective for the TOE "Access control and authenticity for the Loader (*BSI.O.Ctrl\_Auth\_Loader*)" and the security objective for the TOE environment "Secure communication and usage of the Loader (*BSI.OE.Loader-Usage*)".  
The security objectives "Secure loading of the Additional Code (*JIL.O.Secure-Load-ACode*)", "Secure activation of the Additional Code (*JIL.O.Secure-AC-Activation*)", and "Secure identification of the TOE (*JIL.O.TOE-Identification*)" specified by *JIL-Post-Deliv-Load* additionally enforce this policy since they require authenticity, atomicity, identification of the loaded additional code, part of the TOE. "Secure identification of the TOE (*JIL.O.TOE-Identification*)" is supported by the security objective for the TOE environment "TOE identification (*OE.TOE-Id*)".

Similarly, the security objectives “Secure loading of the Additional Memory Image (*O.Secure-Load-AMemImage*)”, and “Secure identification of the Memory Image (*O.MemImage-Identification*)”, enforce this policy since they require authenticity, atomicity, identification of the loaded additional memory image for the user data (embedded software). “Secure identification of Memory Image (*O.MemImage-Identification*)” is supported by the security objective for the TOE environment “Composite TOE identification (*OE.Composite-TOE-Id*)”.

Therefore the policy is covered by these nine objectives.

#### 4.3.5 Organisational security policy "Additional Specific Security Functionality"

132 The justification related to the organisational security policy "Additional Specific Security Functionality, (*AUG1.P.Add-Functions*)" is as follows:

133 Since *AUG1.O.Add-Functions* requires the TOE to implement exactly the same specific security functionality as required by *AUG1.P.Add-Functions*, **and in the very same conditions**, the organisational security policy is covered by the objective.

134 Nevertheless the security objectives *BSI.O.Leak-Inherent*, *BSI.O.Phys-Probing*, , *BSI.O.Malfunction*, *BSI.O.Phys-Manipulation* and *BSI.O.Leak-Forced* define how to implement the specific security functionality required by *AUG1.P.Add-Functions*. (Note that these objectives support that the specific security functionality is provided in a secure way as expected from *AUG1.P.Add-Functions*.) Especially *BSI.O.Leak-Inherent* and *BSI.O.Leak-Forced* refer to the protection of confidential data (User Data or TSF data) in general. User Data are also processed by the specific security functionality required by *AUG1.P.Add-Functions*.

135 The added objective for the TOE *AUG1.O.Add-Functions* does not introduce any contradiction in the security objectives for the TOE.

## 5 Security requirements (ASE\_REQ)

136 This chapter on security requirements contains a section on security functional requirements (SFRs) for the TOE ([Section 5.1](#)), a section on security assurance requirements (SARs) for the TOE ([Section 5.2](#)), a section on the refinements of these SARs ([Section 5.3](#)) as required by the "[BSI-CC-PP-0084-2014](#)" Protection Profile. This chapter includes a section with the security requirements rationale ([Section 5.4](#)).

### 5.1 Security functional requirements for the TOE

137 Security Functional Requirements (SFRs) from the "[BSI-CC-PP-0084-2014](#)" Protection Profile (PP) are drawn from [CCMB-2017-04-002 R5](#), except the following SFRs, that are **extensions** to [CCMB-2017-04-002 R5](#):

- **FCS\_RNG** Generation of random numbers,
- **FMT\_LIM** Limited capabilities and availability,
- **FAU\_SAS** Audit data storage,
- **FDP\_SDC** Stored data confidentiality,
- **FIA\_API** Authentication proof of identity .

The reader can find their certified definitions in the text of the "[BSI-CC-PP-0084-2014](#)" Protection Profile.

138 All extensions to the SFRs of the "[BSI-CC-PP-0084-2014](#)" Protection Profile (PP) are **exclusively** drawn from [CCMB-2017-04-002 R5](#).

139 All iterations, assignments, selections, or refinements on SFRs have been performed according to section C.4 of [CCMB-2017-04-001 R5](#). They are easily identified in the following text as they appear **as indicated here**. Note that in order to improve readability, iterations are sometimes expressed within tables.

140 In order to ease the definition and the understanding of these security functional requirements, a simplified presentation of the TOE Security Policy (TSP) is given in the following section.

141 The selected security functional requirements for the TOE, their respective origin and type are summarized in [Table 7](#).

**Table 7. Summary of functional security requirements for the TOE**

Label	Title	Addressing	Origin	Type
FRU_FLT.2	Limited fault tolerance	Malfunction	<a href="#">BSI-CC-PP-0084-2014</a>	<a href="#">CCMB-2017-04-002 R5</a>
FPT_FLS.1	Failure with preservation of secure state			

Table 7. Summary of functional security requirements for the TOE (continued)

Label	Title	Addressing	Origin	Type
FMT_LIM.1 / Test	Limited capabilities - Test	Abuse of Test functionality	<a href="#">BSI-CC-PP-0084-2014</a>	Extended
FMT_LIM.2 / Test	Limited availability - Test			
FAU_SAS.1	Audit storage	Lack of TOE identification	<a href="#">BSI-CC-PP-0084-2014</a> Operated	CCMB-2017-04-002 R5
FDP_SDC.1	Stored data confidentiality	Physical manipulation & probing		
FDP_SDI.2	Stored data integrity monitoring and action			
FPT_PHP.3	Resistance to physical attack	Leakage	<a href="#">BSI-CC-PP-0084-2014</a>	
FDP_ITT.1	Basic internal transfer protection			
FPT_ITT.1	Basic internal TSF data transfer protection			
FDP_IFC.1	Subset information flow control			
FCS_RNG.1	Random number generation	Weak cryptographic quality of random numbers	<a href="#">BSI-CC-PP-0084-2014</a> Operated	Extended
FCS_COP.1	Cryptographic operation	Cipher scheme support	<a href="#">AUG #1</a> Operated	CCMB-2017-04-002 R5
FDP_ACC.2 / Memories	Complete access control - Memories	Memory access violation	Security Target Operated	
FDP_ACF.1 / Memories	Security attribute based access control - Memories			
FMT_MSA.3 / Memories	Static attribute initialisation - Memories	Correct operation	<a href="#">AUG #4</a> Operated	
FMT_MSA.1 / Memories	Management of security attributes - Memories			
FMT_SMF.1 / Memories	Specification of management functions - Memories		Security Target Operated	
FIA_API.1	Authentication Proof of Identity	Masquerade	<a href="#">BSI-CC-PP-0084-2014</a> Operated	Extended
FMT_LIM.1 / Loader	Limited capabilities - Loader	Abuse of Loader functionality		
FMT_LIM.2 / Loader	Limited availability - Loader			

Table 7. Summary of functional security requirements for the TOE (continued)

Label	Title	Addressing	Origin	Type
FTP_ITC.1 / Loader	Inter-TSF trusted channel - Loader	Loader violation	BSI-CC-PP-0084-2014 Operated	CCMB-2017-04-002 R5
FDP_UCT.1 / Loader	Basic data exchange confidentiality - Loader			
FDP_UIT.1 / Loader	Data exchange integrity - Loader			
FDP_ACC.1 / Loader	Subset access control - Loader			
FDP_ACF.1 / Loader	Security attribute based access control - Loader			
FMT_MSA.3 / Loader	Static attribute initialisation - Loader	Correct Loader operation	Security Target Operated	
FMT_MSA.1 / Loader	Management of security attributes - Loader			
FMT_SMR.1 / Loader	Security roles - Loader			
FIA_UID.1 / Loader	Timing of identification - Loader			
FIA_UAU.1 / Loader	Timing of authentication - Loader			
FMT_SMF.1 / Loader	Specification of management functions - Loader	Lack of TOE identification		
FPT_FLS.1 / Loader	Failure with preservation of secure state - Loader			
FAU_SAR.1 / Loader	Audit review - Loader			
FAU_SAS.1 / Loader	Audit storage - Loader			Extended

Table 7. Summary of functional security requirements for the TOE (continued)

Label	Title	Addressing	Origin	Type
FTP_ITC.1 / Sdiag	Inter-TSF trusted channel - Secure Diagnostic	Abuse of Secure Diagnostic functionality	Security Target Operated	CCMB-2017-04-002 R5
FAU_SAR.1 / Sdiag	Audit review - Secure Diagnostic			
FMT_LIM.1 / Sdiag	Limited capabilities - Secure Diagnostic			Extended
FMT_LIM.2 / Sdiag	Limited availability - Secure Diagnostic			

### 5.1.1 Security Functional Requirements from the Protection Profile

#### Limited fault tolerance (FRU\_FLT.2)

142 The TSF shall ensure the operation of all the TOE's capabilities when the following failures occur: **exposure to operating conditions which are not detected according to the requirement Failure with preservation of secure state (FPT\_FLS.1).**

#### Failure with preservation of secure state (FPT\_FLS.1)

143 The TSF shall preserve a secure state when the following types of failures occur: **exposure to operating conditions which may not be tolerated according to the requirement Limited fault tolerance (FRU\_FLT.2) and where therefore a malfunction could occur.**

#### 144 Refinements:

**The term "failure" above also covers "circumstances". The TOE prevents failures for the "circumstances" defined above.**

**Regarding application note 14 of BSI-CC-PP-0084-2014, the secure state is reached by an immediate interrupt or by a reset, depending on the current context.**

**Regarding application note 15 of BSI-CC-PP-0084-2014, the TOE provides information on the operating conditions monitored during Security IC Embedded Software execution and after a warm reset. No audit requirement is however selected in this Security Target.**

#### Limited capabilities (FMT\_LIM.1) / Test

145 The TSF shall be designed and implemented in a manner that limits their capabilities so that in conjunction with "Limited availability (FMT\_LIM.2)" the following policy is enforced: **Limited capability and availability Policy / Test.**

#### Limited availability (FMT\_LIM.2) / Test

146 The TSF shall be designed and implemented in a manner that limits their availability so that in conjunction with "Limited capabilities (FMT\_LIM.1) / Test" the following policy is enforced: **Limited capability and availability Policy / Test.**

147      SFP 1: Limited capability and availability Policy / Test

*Deploying Test Features after TOE Delivery does not allow User Data of the Composite TOE to be disclosed or manipulated, TSF data to be disclosed or manipulated, software to be reconstructed and no substantial information about construction of TSF to be gathered which may enable other attacks.*

**Audit storage (FAU\_SAS.1)**

148      The TSF shall provide ***the test process before TOE Delivery*** with the capability to store the ***Initialisation Data and/or Pre-personalisation Data and/or supplements of the Security IC Embedded Software*** in the ***NVM***.

**Stored data confidentiality (FDP\_SDC.1)**

149      The TSF shall ensure the confidentiality of the information of the user data while it is stored in ***all the memory areas where it can be stored***.

**Stored data integrity monitoring and action (FDP\_SDI.2)**

150      The TSF shall monitor user data stored in containers controlled by the TSF for ***integrity errors*** on all objects, based on the following attributes: ***user data stored in all possible memory areas, depending on the integrity control attributes***.

151      Upon detection of a data integrity error, the TSF shall ***signal the error and react***.

**Resistance to physical attack (FPT\_PHP.3)**

152      The TSF shall resist ***physical manipulation and physical probing***, to the ***TSF*** by responding automatically such that the SFRs are always enforced.

**153      Refinement:**

***The TSF will implement appropriate mechanisms to continuously counter physical manipulation and physical probing. Due to the nature of these attacks (especially manipulation) the TSF can by no means detect attacks on all of its elements. Therefore, permanent protection against these attacks is required ensuring that security functional requirements are enforced. Hence, "automatic response" means here (i) assuming that there might be an attack at any time and (ii) countermeasures are provided at any time.***

**Basic internal transfer protection (FDP\_ITT.1)**

154      The TSF shall enforce the ***Data Processing Policy*** to prevent the ***disclosure*** of user data when it is transmitted between physically-separated parts of the TOE.

**Basic internal TSF data transfer protection (FPT\_ITT.1)**

155      The TSF shall protect TSF data from ***disclosure*** when it is transmitted between separate parts of the TOE.

**156      Refinement:**

***The different memories, the CPU and other functional units of the TOE (e.g. a cryptographic co-processor) are seen as separated parts of the TOE.***

***This requirement is equivalent to FDP\_ITT.1 above but refers to TSF data instead of User Data. Therefore, it should be understood as to refer to the same Data Processing Policy defined under FDP\_IFC.1 below.***



**Subset information flow control (FDP\_IFC.1)**

157 The TSF shall enforce the **Data Processing Policy** on **all confidential data when they are processed or transferred by the TOE or by the Security IC Embedded Software**.

158 SFP 2: Data Processing Policy

User Data of the Composite TOE and TSF data shall not be accessible from the TOE except when the Security IC Embedded Software decides to communicate the User Data via an external interface. The protection shall be applied to confidential data only but without the distinction of attributes controlled by the Security IC Embedded Software.

**Random number generation (FCS\_RNG.1)**

159 The TSF shall provide a **physical** random number generator that implements:

- **(PTG.2.1) A total failure test detects a total failure of entropy source immediately when the RNG has started. When a total failure is detected, no random numbers will be output.**
- **(PTG.2.2) If a total failure of the entropy source occurs while the RNG is being operated, the RNG prevents the output of any internal random number that depends on some raw random numbers that have been generated after the total failure of the entropy source.**
- **(PTG.2.3) The online test shall detect non-tolerable statistical defects of the raw random number sequence (i) immediately when the RNG has started, and (ii) while the RNG is being operated. The TSF must not output any random numbers before the power-up online test has finished successfully or when a defect has been detected.**
- **(PTG.2.4) The online test procedure shall be effective to detect non-tolerable weaknesses of the random numbers soon.**
- **(PTG.2.5) The online test procedure checks the quality of the raw random number sequence. It is triggered externally. The online test is suitable for detecting non-tolerable statistical defects of the statistical properties of the raw random numbers within an acceptable period of time.**

160 The TSF shall provide **octets of bits** that meet

- **(PTG.2.6) Test procedure A does not distinguish the internal random numbers from output sequences of an ideal RNG.**
- **(PTG.2.7) The average Shannon entropy per internal random bit exceeds 0.997.**

**5.1.2 Additional Security Functional Requirements for the cryptographic services****Cryptographic operation (FCS\_COP.1)**

161 The TSF shall perform **the operations in Table 8** in accordance with a specified cryptographic algorithm **in Table 8** and cryptographic key sizes **of Table 8** that meet the **standards in Table 8**. **The list of operations depends on the presence of cryptographic accelerators, as indicated in Table 8 (Restrict).**

Table 8. FCS\_COP.1 iterations (cryptographic operations)

Restrict	Iteration label	[assignment: list of cryptographic operations]	[assignment: cryptographic algorithm]	[assignment: cryptographic key sizes]	[assignment: list of standards]
If EDES	TDES	* encryption <sup>(1)</sup> * decryption - in Cipher Block Chaining (CBC) mode - in Electronic Code Book (ECB) mode	Triple Data Encryption Standard (TDES)	168 bits	<a href="#">NIST SP 800-67</a> <a href="#">NIST SP 800-38A</a>
If AES	AES	* encryption (cipher) * decryption (inverse cipher) - in Cipher Block Chaining (CBC) mode - in Electronic Code Book (ECB) mode	Advanced Encryption Standard	128, 192 and 256 bits	<a href="#">FIPS PUB 197</a>

1. Note that DES and triple DES with two keys are no longer recommended as encryption functions in the context of smart card applications. Hence, Security IC Embedded Software may need to use triple DES with three keys to achieve a suitable strength.

### 5.1.3 Additional Security Functional Requirements for the memories protection

162 The following SFRs are extensions to "[BSI-CC-PP-0084-2014](#)" Protection Profile (PP), related to the memories protection.

#### Static attribute initialisation (FMT\_MSA.3) / Memories

163 The TSF shall enforce the **Dynamic Memory Access Control Policy** to provide **minimally protective**<sup>(b)</sup> default values for security attributes that are used to enforce the SFP.

164 The TSF shall allow **none** to specify alternative initial values to override the default values when an object or information is created.

Application note:

The security attributes are the set of access rights currently defined. They are dynamically attached to the subjects and objects locations, i.e. each logical address.

#### Management of security attributes (FMT\_MSA.1) / Memories

165 The TSF shall enforce the **Dynamic Memory Access Control Policy** to restrict the ability to **modify** the security attributes **current set of access rights** to **software running in privileged mode**.

#### Complete access control (FDP\_ACC.2) / Memories

166 The TSF shall enforce the **Dynamic Memory Access Control Policy** on **all subjects (software), all objects (data including code stored in memories)** and all operations among subjects and objects covered by the SFP.

b. See the Datasheet referenced in [Section 7](#) for actual values.

167 The TSF shall ensure that all operations between any subject controlled by the TSF and any object controlled by the TSF are covered by an access control SFP.

#### **Security attribute based access control (FDP\_ACF.1) / Memories**

168 The TSF shall enforce the **Dynamic Memory Access Control Policy** to objects based on the following: **software mode, the object location, the operation to be performed, and the current set of access rights.**

169 The TSF shall enforce the following rules to determine if an operation among controlled subjects and controlled objects is allowed: **the operation is allowed if and only if the software mode, the object location and the operation matches an entry in the current set of access rights.**

170 The TSF shall explicitly authorise access of subjects to objects based on the following additional rules: **none.**

171 The TSF shall explicitly deny access of subjects to objects based on the following additional rules:

- **in User configuration, any access (read, write, execute) to the OST ROM is denied,**
- **in User configuration, any write access to the ST NVM is denied.**

172 **Note:** It should be noted that this level of policy detail is not needed at the application level. The composite Security Target writer should describe the ES access control and information flow control policies instead. Within the ES High Level Design description, the chosen setting of IC security attributes would be shown to implement the described policies relying on the IC SFP presented here.

173 The following SFP **Dynamic Memory Access Control Policy** is defined for the requirement "Security attribute based access control (FDP\_ACF.1) / Memories":

#### SFP 3: Dynamic Memory Access Control Policy

*The TSF must control read, write, execute accesses of software to data, based on the software mode and on the current set of access rights.*

#### **Specification of management functions (FMT\_SMF.1) / Memories**

175 The TSF will be able to perform the following management functions: **modification of the current set of access rights security attributes by software running in privileged mode, supporting the Dynamic Memory Access Control Policy.**

### **5.1.4 Additional Security Functional Requirements related to the loading and authentication capabilities**

#### **Authentication Proof of Identity (FIA\_API.1)**

The TSF shall provide a **command based on a cryptographic mechanism** to prove the identity of the TOE to an external entity.

#### **Limited capabilities (FMT\_LIM.1) / Loader**

176 The TSF shall be designed and implemented in a manner that limits its capabilities so that in conjunction with "Limited availability (FMT\_LIM.2)" the following policy is enforced: **Loader Limited Capability Policy.**

177      SFP 4: Loader Limited Capability Policy

178      Deploying Loader functionality after **delivery** does not allow stored user data to be disclosed or manipulated by unauthorized user.

**Limited availability (FMT\_LIM.2) / Loader**

179      The TSF shall be designed and implemented in a manner that limits its availability so that in conjunction with “Limited capabilities (FMT\_LIM.1)” the following policy is enforced: **Loader Limited Availability Policy**.

180      SFP 5: Loader Limited Availability Policy

181      The TSF prevents deploying the Loader functionality after **blocking of the loader**.

182      **Note:** Blocking the loader is just an option.

**Inter-TSF trusted channel (FTP\_ITC.1) / Loader**

183      The TSF shall provide a communication channel between itself and another trusted IT product that is logically distinct from other communication channels and provides assured identification of its end points and protection of the channel data from modification or disclosure.

184      The TSF shall permit another trusted IT product to initiate communication via the trusted channel.

**185**      The TSF shall initiate communication via the trusted channel for **Maintenance transaction**.

**186**      **Refinement:**

***In practice, the communication is not initiated by the TSF.***

**Basic data exchange confidentiality (FDP\_UCT.1) / Loader**

187      The TSF shall enforce the *Loader SFP* to receive user data in a manner protected from unauthorized disclosure.

**Data exchange integrity (FDP\_UIT.1) / Loader**

188      The TSF shall enforce the *Loader SFP* to receive user data in a manner protected from modification, deletion, insertion errors.

189      The TSF shall be able to determine on receipt of user data, whether modification, deletion, insertion has occurred.

**Subset access control (FDP\_ACC.1) / Loader**

190      The TSF shall enforce the *Loader SFP* on:

- the subjects **ST Loader, User Loader, and Delegated Loader**,
- the objects user data in **User NVM and ST data in ST NVM**,
- the operation **Maintenance transaction**.

**Security attribute based access control (FDP\_ACF.1) / Loader**

191      The TSF shall enforce the *Loader SFP* to objects based on the following: **all subjects, objects and attributes defined in the Loader SFP**.

192      The TSF shall enforce the following rules to determine if an operation among controlled subjects and controlled objects is allowed: **if the user authenticated role is allowed to**

***perform the maintenance transaction and the maintenance transaction is legitimate and the loaded data emanates from an authorized originator.***

*Note that the term "data" also addresses Additional Code, as this code is seen as data by the TSF.*

193 The TSF shall explicitly authorize access of subjects to objects based on the following additional rules: **none**.

194 The TSF shall explicitly deny access of subjects to objects based on the following additional rules: **none**.

195 The following SFP **Loader SFP** is defined for the requirements "Basic data exchange confidentiality (FDP\_UCT.1) / Loader", "Data exchange integrity (FDP\_UIT.1) / Loader", "Subset access control (FDP\_ACC.1) / Loader", "Security attribute based access control (FDP\_ACF.1) / Loader", "Static attribute initialisation (FMT\_MSA.3) / Loader", and "Management of security attributes (FMT\_MSA.1) / Loader":

196 SFP 6: Loader SFP

197 ***The TSF must enforce that a maintenance transaction is performed if and only if the user authenticated role is allowed to perform the maintenance transaction and the maintenance transaction is legitimate and the loaded data emanates from an authorized originator.***

*The TSF ruling is done according to a fixed access rights matrix, based on the subject, object and security attributes listed below.*

*The Security Function Policy (SFP) Loader SFP uses the following definitions:*

- *the subjects are the ST Loader, the User Loader, and the Delegated Loader,*
- *the objects are ST NVM and User NVM,*
- *the operation is Maintenance transaction,*
- *the security attributes linked to the subjects are the remaining sessions, the number of consecutive authentication failures, the allowed memory areas, the logging capacity, the transaction identification.*

*Note that subjects are authorized by cryptographic keys. These keys are considered as authentication data and not as security attributes.*

#### **Failure with preservation of secure state (FPT\_FLS.1) / Loader**

198 The TSF shall preserve a secure state when the following types of failures occur: **the maintenance transaction is incomplete**.

#### **Static attribute initialisation (FMT\_MSA.3) / Loader**

199 The TSF shall enforce the **Loader SFP** to provide **restrictive** default values for security attributes that are used to enforce the SFP.

200 The TSF shall allow **none** to specify alternative initial values to override the default values when an object or information is created.

#### **Management of security attributes (FMT\_MSA.1) / Loader**

201 The TSF shall enforce the **Loader SFP** to restrict the ability to **modify** the security attributes **remaining sessions, transaction identification** to **the ST Loader or User Loader**.

**Specification of management functions (FMT\_SMF.1) / Loader**

202 The TSF will be able to perform the following management functions: ***change the role authentication data, change the remaining sessions, block a role, under the Loader SFP.***

**Security roles (FMT\_SMR.1) / Loader**

203 The TSF shall maintain the roles: ***ST Loader, User Loader, Delegated Loader, Secure Diagnostic, and Everybody.***

204 The TSF shall be able to associate users with roles.

**Timing of identification (FIA\_UID.1) / Loader**

205 The TSF shall allow ***boot, authentication command and non-critical queries*** on behalf of the user to be performed before the user is identified.

206 The TSF shall require each user to be successfully identified before allowing any other TSF mediated actions on behalf of that user.

**Timing of authentication (FIA\_UAU.1) / Loader**

207 The TSF shall allow ***boot, authentication command and non-critical queries*** on behalf of the user to be performed before the user is authenticated.

208 The TSF shall require each user to be successfully authenticated before allowing any other TSF mediated actions on behalf of that user.

**Audit storage (FAU\_SAS.1) / Loader**

209 The TSF shall provide ***the Loader*** with the capability to store the ***transaction identification of the loaded data*** in the ***NVM.***

210 ***Refinement:***

***The TSF shall systematically store the transaction identification provided by the ST Loader or User Loader together with the loaded data.***

**Audit review (FAU\_SAR.1) / Loader**

211 The TSF shall provide ***Everybody*** with the capability to read the ***Product information and the Identification of the last completed maintenance transaction, if any,*** from the audit records.

212 The TSF shall provide the audit records in a manner suitable for the user to interpret the information.

**5.1.5 Additional Security Functional Requirements related to the Secure Diagnostic capabilities****Limited capabilities (FMT\_LIM.1) / Sdiag**

213 The TSF shall be designed and implemented in a manner that limits its capabilities so that in conjunction with "Limited availability (FMT\_LIM.2)" the following policy is enforced: ***Sdiag Limited Capability Policy.***

214 *SFP 7: Sdiag Limited Capability Policy*

215 *Deploying Secure Diagnostic capability does not allow stored user data of the Composite TOE to be disclosed or manipulated, TSF data to be disclosed or manipulated, software to be reconstructed and no substantial information about construction of TSF to be gathered which may enable other attacks.*

#### **Limited availability (FMT\_LIM.2) / Sdiag**

216 The TSF shall be designed and implemented in a manner that limits its availability so that in conjunction with “Limited capabilities (FMT\_LIM.1)” the following policy is enforced: **Sdiag Limited Availability Policy**.

217 SFP 8: Sdiag Limited Availability Policy

218 *The TSF prevents deploying the Secure Diagnostic capability unless the Secure Diagnostic mode is explicitly enabled by the authorized user. When the Secure Diagnostic capability is deployed, the TSF allows performing only authorized and authentic diagnostic transactions.*

219 **Refinement:**

***By enabling the Secure Diagnostic capability, the Composite Product Manufacturer gives authority to the IC manufacturer to exercise the Secure Diagnostic capability known to abide by SFP\_7.***

#### **Inter-TSF trusted channel (FTP\_ITC.1) / Sdiag**

220 The TSF shall provide a communication channel between itself and another trusted IT product that is logically distinct from other communication channels and provides assured identification of its end points and protection of the channel data from modification or disclosure.

221 The TSF shall permit another trusted IT product to initiate communication via the trusted channel.

222 The TSF shall initiate communication via the trusted channel for **Secure Diagnostic transaction**.

223 **Refinement:**

***In practice, the communication is initiated by the trusted IT product.***

#### **Audit review (FAU\_SAR.1) / Sdiag**

224 The TSF shall provide **Everybody** with the capability to read the **Secure Diagnostic enable status**, from the audit records.

5.1.6 The TSF shall provide the audit records in a manner suitable for the user to interpret the information.

## **5.2 TOE security assurance requirements**

225 Security Assurance Requirements for the TOE for the evaluation of the TOE are those taken from the Evaluation Assurance Level 5 (EAL5) and augmented by taking the following components:

- ALC\_DVS.2 and AVA\_VAN.5.

226 Regarding application note 21 of [BSI-CC-PP-0084-2014](#), the continuously increasing maturity level of evaluations of Security ICs justifies the selection of a higher-level assurance package.



227 The set of security assurance requirements (SARs) is presented in [Table 9](#), indicating the origin of the requirement.

**Table 9. TOE security assurance requirements**

Label	Title	Origin
ADV_ARC.1	Security architecture description	EAL5/ <a href="#">BSI-CC-PP-0084-2014</a>
ADV_FSP.5	Complete semi-formal functional specification with additional error information	EAL5
ADV_IMP.1	Implementation representation of the TSF	EAL5/ <a href="#">BSI-CC-PP-0084-2014</a>
ADV_INT.2	Well-structured internals	EAL5
ADV_TDS.4	Semiformal modular design	EAL5
AGD_OPE.1	Operational user guidance	EAL5/ <a href="#">BSI-CC-PP-0084-2014</a>
AGD_PRE.1	Preparative procedures	EAL5/ <a href="#">BSI-CC-PP-0084-2014</a>
ALC_CMC.4	Advanced support	EAL5/ <a href="#">BSI-CC-PP-0084-2014</a>
ALC_CMS.5	Development tools CM coverage	EAL5
ALC_DEL.1	Delivery procedures	EAL5/ <a href="#">BSI-CC-PP-0084-2014</a>
ALC_DVS.2	Sufficiency of security measures	<a href="#">BSI-CC-PP-0084-2014</a>
ALC_LCD.1	Developer defined life-cycle model	EAL5/ <a href="#">BSI-CC-PP-0084-2014</a>
ALC_TAT.2	Compliance with implementation standards	EAL5
ASE_CCL.1	Conformance claims	EAL5/ <a href="#">BSI-CC-PP-0084-2014</a>
ASE_ECD.1	Extended components definition	EAL5/ <a href="#">BSI-CC-PP-0084-2014</a>
ASE_INT.1	ST introduction	EAL5/ <a href="#">BSI-CC-PP-0084-2014</a>
ASE_OBJ.2	Security objectives	EAL5/ <a href="#">BSI-CC-PP-0084-2014</a>
ASE_REQ.2	Derived security requirements	EAL5/ <a href="#">BSI-CC-PP-0084-2014</a>
ASE_SPD.1	Security problem definition	EAL5/ <a href="#">BSI-CC-PP-0084-2014</a>
ASE_TSS.1	TOE summary specification	EAL5/ <a href="#">BSI-CC-PP-0084-2014</a>
ATE_COV.2	Analysis of coverage	EAL5/ <a href="#">BSI-CC-PP-0084-2014</a>
ATE_DPT.3	Testing: modular design	EAL5
ATE_FUN.1	Functional testing	EAL5/ <a href="#">BSI-CC-PP-0084-2014</a>
ATE_IND.2	Independent testing - sample	EAL5/ <a href="#">BSI-CC-PP-0084-2014</a>
AVA_VAN.5	Advanced methodical vulnerability analysis	<a href="#">BSI-CC-PP-0084-2014</a>
ADV_ARC.1	Security architecture description	EAL5/ <a href="#">BSI-CC-PP-0084-2014</a>

### 5.3 Refinement of the security assurance requirements

228 As [BSI-CC-PP-0084-2014](#) defines refinements for selected SARs, these refinements are also claimed in this Security Target.



- 229 The main customizing is that the IC Dedicated Software is an operational part of the TOE after delivery, although it is mainly not available to the user.
- 230 Regarding application note 22 of [BSI-CC-PP-0084-2014](#), the refinements for all the assurance families have been reviewed for the hierarchically higher-level assurance components selected in this Security Target.
- 231 The text of the impacted refinements of [BSI-CC-PP-0084-2014](#) is reproduced in the next sections.
- 232 For reader's ease, an impact summary is provided in [Table 10](#).

**Table 10. Impact of EAL5 selection on [BSI-CC-PP-0084-2014](#) refinements**

Assurance Family	<a href="#">BSI-CC-PP-0084-2014</a> Level	ST Level	Impact on refinement
ALC_DEL	1	1	New refinement related to the Loader
ALC_DVS	2	2	None
ALC_CMS	4	5	None, refinement is still valid
ALC_CMC	4	4	None
ADV_ARC	1	1	None
ADV_FSP	4	5	Presentation style changes, IC Dedicated Software is included
ADV_IMP	1	1	None
ATE_COV	2	2	IC Dedicated Software is included
AGD_OPE	1	1	None
AGD_PRE	1	1	New refinement related to the Loader
AVA_VAN	5	5	None

### 5.3.1 Refinement regarding delivery procedure (ALC\_DEL)

- 233 According to [JIL-Post-Deliv-Load](#):
- 234 For the delivery of the Initial TOE, Additional Code and Final TOE, all the guidance describing the delivery procedures shall be taken into account.
- 235 They must especially describe the protection measures of the proof associated to the Additional Codes and the protection measures of the cryptographic keys used to generate this proof. The measures described in the guidance will have to be audited.

### 5.3.2 Refinement regarding functional specification (ADV\_FSP)

- 236 ~~Although the IC Dedicated Test Software is a part of the TOE, the test functions of the IC Dedicated Test Software are not described in the Functional Specification because the IC Dedicated Test Software is considered as a test tool delivered with the TOE but not providing security functions for the operational phase of the TOE.~~ **The IC Dedicated Software provides security functionalities as soon as the TOE becomes operational (boot software). These are properly identified in the delivered documentation.**

- 237 The Functional Specification **refers to datasheet to** trace security features that do not provide any external interface but that contribute to fulfil the SFRs e.g. like physical protection. Thereby they are part of the complete instantiation of the SFRs.
- 238 The Functional Specification **refers to design specifications to detail the** mechanisms against physical attacks **described** in a more general way only, but detailed enough to be able to support Test Coverage Analysis also for those mechanisms where inspection of the layout is of relevance or tests beside the TSFI may be needed.
- 239 The Functional Specification **refers to data sheet to** specify operating conditions of the TOE. These conditions include but are not limited to the frequency of the clock, the power supply, and the temperature.
- 240 All functions and mechanisms which control access to the functions provided by the IC Dedicated Test Software (refer to the security functional requirement (FMT\_LIM.2)) **are part of the** Functional Specification. Details will be given in the document for ADV\_ARC, ~~refer to Section 6.2.1.5.~~ In addition, all these functions and mechanisms **are** subsequently ~~be~~ refined according to all relevant requirements of the Common Criteria assurance class ADV because these functions and mechanisms are active after TOE Delivery and need to be part of the assurance aspects Tests (class ATE) and Vulnerability Assessment (class AVA). Therefore, all necessary information **is** provided to allow tests and vulnerability assessment.
- 241 Since the selected higher-level assurance component requires a security functional specification presented in a “semi-formal style” (ADV\_FSP.5.2C) the changes affect the style of description, the [BSI-CC-PP-0084-2014](#) refinements can be applied with changes covering the IC Dedicated Test Software and are valid for ADV\_FSP.5.

### 5.3.3 Refinement regarding test coverage (ATE\_COV)

- 242 The TOE **is** tested under different operating conditions within the specified ranges. These conditions include but are not limited to the frequency of the clock, the power supply, and the temperature. This means that “Fault tolerance (FRU\_FLT.2)” **is** proven for the complete TSF. The tests ~~must~~ also cover functions which may be affected by “ageing” (such as **NVM** writing).
- 243 The existence and effectiveness of measures against physical attacks (as specified by the functional requirement FPT\_PHP.3) cannot be tested in a straightforward way. Instead **STMicroelectronics provides** evidence that the TOE actually has the particular physical characteristics (especially layout design principles). This **is** done by checking the layout (implementation or actual) in an appropriate way. The required evidence pertains to the existence of mechanisms against physical attacks (unless being obvious).
- 244 ~~The IC Dedicated Test Software is seen as a “test tool” being delivered as part of the TOE. However, the Test Features do not provide security functionality. Therefore, Test Features need not to be covered by the Test Coverage Analysis but all functions and mechanisms which limit the capability of the functions (cf. FMT\_LIM.1) and control access to the functions (cf. FMT\_LIM.2) provided by the IC Dedicated Test Software must be part of the Test Coverage Analysis. The IC Dedicated Software provides security functionalities as soon as the TOE becomes operational (boot software). These are part of the Test Coverage Analysis.~~

### 5.3.4 Refinement regarding preparative procedures (AGD\_PRE)

- 245 According to [JIL-Post-Deliv-Load](#):

- 246 Preparative user guidance are intended to be used by persons responsible for the following tasks:
- acceptance of the Initial TOE and of the Additional Code;
  - installation of the TOE: download of the Additional Code onto the Initial TOE, activation of the Additional Code, checking of the resulting Identification Data.

## 5.4 Security Requirements rationale

### 5.4.1 Rationale for the Security Functional Requirements

- 247 Just as for the security objectives rationale of [Section 4.3](#), the main line of this rationale is that the inclusion of all the security requirements of the [BSI-CC-PP-0084-2014](#) protection profile, together with those in [AUG](#), and with those introduced in this Security Target, guarantees that all the security objectives identified in [Section 4](#) are suitably addressed by the security requirements stated in this chapter, and that the latter together form an internally consistent whole.

**Table 11. Security Requirements versus Security Objectives**

Security Objective	TOE Security Functional and Assurance Requirements
<a href="#">BSI.O.Leak-Inherent</a>	<p>“Basic internal transfer protection” FDP_ITT.1</p> <p>“Basic internal TSF data transfer protection” FPT_ITT.1</p> <p>“Subset information flow control” FDP_IFC.1</p>
<a href="#">BSI.O.Phys-Probing</a>	<p>“Stored data confidentiality” FDP_SDC.1</p> <p>“Resistance to physical attack” FPT_PHP.3</p>
<a href="#">BSI.O.Malfunction</a>	<p>“Limited fault tolerance” FRU_FLT.2</p> <p>“Failure with preservation of secure state” FPT_FLS.1</p>
<a href="#">BSI.O.Phys-Manipulation</a>	<p>“Stored data integrity monitoring and action” FDP_SDI.2</p> <p>“Resistance to physical attack” FPT_PHP.3</p>
<a href="#">BSI.O.Leak-Forced</a>	<p>All requirements listed for <a href="#">BSI.O.Leak-Inherent</a> FDP_ITT.1, FPT_ITT.1, FDP_IFC.1 plus those listed for <a href="#">BSI.O.Malfunction</a> and <a href="#">BSI.O.Phys-Manipulation</a> FRU_FLT.2, FPT_FLS.1, FDP_SDI.2, FPT_PHP.3</p>
<a href="#">BSI.O.Abuse-Func</a>	<p>“Limited capabilities - Test” FMT_LIM.1 / Test</p> <p>“Limited availability - Test” FMT_LIM.2 / Test</p> <p>“Limited capabilities - Secure Diagnostic” FMT_LIM.1 / Sdiag</p> <p>“Limited availability - Secure Diagnostic” FMT_LIM.2 / Sdiag</p> <p>“Inter-TSF trusted channel - Secure Diagnostic” FTP_ITC.1 / Sdiag</p> <p>“Audit review - Secure Diagnostic” FAU_SAR.1 / Sdiag</p> <p>plus those for <a href="#">BSI.O.Leak-Inherent</a>, <a href="#">BSI.O.Phys-Probing</a>, <a href="#">BSI.O.Malfunction</a>, <a href="#">BSI.O.Phys-Manipulation</a>, <a href="#">BSI.O.Leak-Forced</a> FDP_ITT.1, FPT_ITT.1, FDP_IFC.1, FDP_SDC.1, FDP_SDI.2, FPT_PHP.3, FRU_FLT.2, FPT_FLS.1</p>
<a href="#">BSI.O.Identification</a>	<p>“Audit storage” FAU_SAS.1</p>

Table 11. Security Requirements versus Security Objectives

Security Objective	TOE Security Functional and Assurance Requirements
<i>BSI.O.RND</i>	“Random number generation” <i>FCS_RNG.1</i> plus those for <i>BSI.O.Leak-Inherent</i> , <i>BSI.O.Phys-Probing</i> , <i>BSI.O.Malfunction</i> , <i>BSI.O.Phys-Manipulation</i> , <i>BSI.O.Leak-Forced</i> <i>FDP_ITT.1</i> , <i>FPT_ITT.1</i> , <i>FDP_IFC.1</i> , <i>FDP_IFC.1</i> , <i>FDP_SDC.1</i> , <i>FPT_PHP.3</i> , <i>FRU_FLT.2</i> , <i>FPT_FLS.1</i>
<i>BSI.OE.Resp-Appl</i>	Not applicable
<i>BSI.OE.Process-Sec-IC</i>	Not applicable
<i>BSI.OE.Lim-Block-Loader</i>	Not applicable
<i>BSI.OE.Loader-Usage</i>	Not applicable
<i>BSI.OE.TOE-Auth</i>	Not applicable
<i>OE.Enable-Disable-Secure-Diag</i>	Not applicable
<i>OE.Secure-Diag-Usage</i>	Not applicable
<i>BSI.O.Authentication</i>	“Authentication Proof of Identity” <i>FIA_API.1</i>
<i>BSI.O.Cap-Avail-Loader</i>	“Limited capabilities - Loader” <i>FMT_LIM.1 / Loader</i> “Limited availability - Loader” <i>FMT_LIM.2 / Loader</i>
<i>BSI.O.Ctrl_Auth_Loader</i>	“Inter-TSF trusted channel - Loader” <i>FTP_ITC.1 / Loader</i> “Basic data exchange confidentiality - Loader” <i>FDP_UCT.1 / Loader</i> “Data exchange integrity - Loader” <i>FDP_UIT.1 / Loader</i> “Subset access control - Loader” <i>FDP_ACC.1 / Loader</i> “Security attribute based access control - Loader” <i>FDP_ACF.1 / Loader</i> “Static attribute initialisation - Loader” <i>FMT_MSA.3 / Loader</i> “Management of security attributes - Loader” <i>FMT_MSA.1 / Loader</i> “Specification of management functions - Loader” <i>FMT_SMF.1 / Loader</i> “Security roles - Loader” <i>FMT_SMR.1 / Loader</i> “Timing of identification - Loader” <i>FIA_UID.1 / Loader</i> “Timing of authentication - Loader” <i>FIA_UAU.1 / Loader</i>

Table 11. Security Requirements versus Security Objectives

Security Objective	TOE Security Functional and Assurance Requirements
<i>JIL.O.Prot-TSF-Confidentiality</i>	<p><i>“Inter-TSF trusted channel - Loader” FTP_ITC.1 / Loader</i></p> <p><i>“Basic data exchange confidentiality - Loader” FDP_UCT.1 / Loader</i></p> <p><i>“Data exchange integrity - Loader” FDP_UIT.1 / Loader</i></p> <p><i>“Subset access control - Loader” FDP_ACC.1 / Loader</i></p> <p><i>“Security attribute based access control - Loader” FDP_ACF.1 / Loader</i></p> <p><i>“Static attribute initialisation - Loader” FMT_MSA.3 / Loader</i></p> <p><i>“Management of security attributes - Loader” FMT_MSA.1 / Loader</i></p> <p><i>“Specification of management functions - Loader” FMT_SMF.1 / Loader</i></p> <p><i>“Security roles - Loader” FMT_SMR.1 / Loader</i></p> <p><i>“Timing of identification - Loader” FIA_UID.1 / Loader</i></p> <p><i>“Timing of authentication - Loader” FIA_UAU.1 / Loader</i></p>
<i>JIL.O.Secure-Load-ACode</i>	<p><i>“Inter-TSF trusted channel - Loader” FTP_ITC.1 / Loader</i></p> <p><i>“Basic data exchange confidentiality - Loader” FDP_UCT.1 / Loader</i></p> <p><i>“Data exchange integrity - Loader” FDP_UIT.1 / Loader</i></p> <p><i>“Subset access control - Loader” FDP_ACC.1 / Loader</i></p> <p><i>“Security attribute based access control - Loader” FDP_ACF.1 / Loader</i></p> <p><i>“Static attribute initialisation - Loader” FMT_MSA.3 / Loader</i></p> <p><i>“Management of security attributes - Loader” FMT_MSA.1 / Loader</i></p> <p><i>“Specification of management functions - Loader” FMT_SMF.1 / Loader</i></p> <p><i>“Security roles - Loader” FMT_SMR.1 / Loader</i></p> <p><i>“Timing of identification - Loader” FIA_UID.1 / Loader</i></p> <p><i>“Timing of authentication - Loader” FIA_UAU.1 / Loader</i></p> <p><i>“Audit storage - Loader” FAU_SAS.1 / Loader</i></p>
<i>JIL.O.Secure-AC-Activation</i>	<p><i>“Failure with preservation of secure state - Loader” FPT_FLS.1 / Loader</i></p>
<i>JIL.O.TOE-Identification</i>	<p><i>“Audit storage - Loader” FAU_SAS.1 / Loader</i></p> <p><i>“Audit review - Loader” FAU_SAR.1 / Loader</i></p> <p><i>“Stored data integrity monitoring and action” FDP_SDI.2</i></p>

Table 11. Security Requirements versus Security Objectives

Security Objective	TOE Security Functional and Assurance Requirements
<i>O.Secure-Load-AMemImage</i>	<p>“Inter-TSF trusted channel - Loader” <i>FTP_ITC.1 / Loader</i></p> <p>“Basic data exchange confidentiality - Loader” <i>FDP_UCT.1 / Loader</i></p> <p>“Data exchange integrity - Loader” <i>FDP_UIT.1 / Loader</i></p> <p>“Subset access control - Loader” <i>FDP_ACC.1 / Loader</i></p> <p>“Security attribute based access control - Loader” <i>FDP_ACF.1 / Loader</i></p> <p>“Static attribute initialisation - Loader” <i>FMT_MSA.3 / Loader</i></p> <p>“Management of security attributes - Loader” <i>FMT_MSA.1 / Loader</i></p> <p>“Specification of management functions - Loader” <i>FMT_SMF.1 / Loader</i></p> <p>“Security roles - Loader” <i>FMT_SMR.1 / Loader</i></p> <p>“Timing of identification - Loader” <i>FIA_UID.1 / Loader</i></p> <p>“Timing of authentication - Loader” <i>FIA_UAU.1 / Loader</i></p> <p>“Audit storage - Loader” <i>FAU_SAS.1 / Loader</i></p>
<i>O.MemImage-Identification</i>	<p>“Failure with preservation of secure state - Loader” <i>FPT_FLS.1 / Loader</i></p> <p>“Audit storage - Loader” <i>FAU_SAS.1 / Loader</i></p> <p>“Audit review - Loader” <i>FAU_SAR.1 / Loader</i></p> <p>“Stored data integrity monitoring and action” <i>FDP_SDI.2</i></p>
<i>OE.Composite-TOE-Id</i>	Not applicable
<i>OE.TOE-Id</i>	Not applicable
<i>OE.Composite-TOE-Id</i>	Not applicable
<i>AUG1.O.Add-Functions</i>	“Cryptographic operation” <i>FCS_COP.1</i>
<i>AUG4.O.Mem-Access</i>	<p>“Complete access control - Memories” <i>FDP_ACC.2 / Memories</i></p> <p>“Security attribute based access control - Memories” <i>FDP_ACF.1 / Memories</i></p> <p>“Static attribute initialisation - Memories” <i>FMT_MSA.3 / Memories</i></p> <p>“Management of security attributes - Memories” <i>FMT_MSA.1 / Memories</i></p> <p>“Specification of management functions - Memories” <i>FMT_SMF.1 / Memories</i></p>

248 As origins of security objectives have been carefully kept in their labelling, and origins of security requirements have been carefully identified in [Table 7](#) and [Table 11](#), it can be verified that the justifications provided by the [BSI-CC-PP-0084-2014](#) protection profile and [AUG](#) can just be carried forward to their union.

249 From [Table 5](#), it is straightforward to identify additional security objectives for the TOE ([AUG1.O.Add-Functions](#) and [AUG4.O.Mem-Access](#)) tracing back to [AUG](#), additional objectives ([JIL.O.Prot-TSF-Confidentiality](#), [JIL.O.Secure-Load-ACode](#), [JIL.O.Secure-AC-Activation](#) and [JIL.O.TOE-Identification](#)) tracing back to [JIL-Post-Deliv-Load / ANSSI-CC-CER/F/06.002](#), and additional objectives ([O.Secure-Load-AMemImage](#), [O.MemImage-Identification](#)) introduced in this Security Target. This rationale must show that security requirements suitably address them all.

- 250 Furthermore, a careful observation of the requirements listed in [Table 7](#) and [Table 11](#) shows that:
- there are security requirements introduced from *AUG* ([FCS\\_COP.1 / Memories](#), [FDP\\_ACC.2 / Memories](#), [FDP\\_ACF.1 / Memories](#), [FMT\\_MSA.3 / Memories](#) and [FMT\\_MSA.1 / Memories](#)),
  - there are additional security requirements introduced by this Security Target ([FMT\\_MSA.3 / Loader](#), [FMT\\_MSA.1 / Loader](#), [FMT\\_SMF.1 / Loader](#), [FMT\\_SMR.1 / Loader](#), [FIA\\_UID.1 / Loader](#), [FIA\\_UAU.1 / Loader](#), [FPT\\_FLS.1 / Loader](#), [FAU\\_SAS.1 / Loader](#), [FAU\\_SAR.1 / Loader](#), [FMT\\_SMF.1 / Memories](#), [FTP\\_ITC.1 / Sdiag](#), [FAU\\_SAR.1 / Sdiag](#), [FMT\\_LIM.1 / Sdiag](#), [FMT\\_LIM.2 / Sdiag](#), and various assurance requirements of EAL5+).
- 251 Though it remains to show that:
- security objectives from this Security Target, from [JIL-Post-Deliv-Load / ANSSI-CC-CER/F/06.002](#) and from *AUG* are addressed by security requirements stated in this chapter,
  - additional security requirements from this Security Target and from *AUG* are mutually supportive with the security requirements from the [BSI-CC-PP-0084-2014](#) protection profile, and they do not introduce internal contradictions,
  - all dependencies are still satisfied.
- 252 The justification that the additional security objectives are suitably addressed, that the additional security requirements are mutually supportive and that, together with those already in [BSI-CC-PP-0084-2014](#), they form an internally consistent whole, is provided in the next subsections.

## 5.4.2 Extended security objectives are suitably addressed

### Security objective “Dynamic Area based Memory Access Control ([AUG4.O.Mem-Access](#))”

- 253 The justification related to the security objective “*Dynamic* Area based Memory Access Control ([AUG4.O.Mem-Access](#))” is as follows:
- 254 The security functional requirements “*Complete access control* ([FDP\\_ACC.2 / Memories](#))” and “*Security attribute based access control* ([FDP\\_ACF.1 / Memories](#))”, with the related Security Function Policy (SFP) “*Dynamic Memory Access Control Policy*” exactly require to implement a *Dynamic* area based memory access control as demanded by [AUG4.O.Mem-Access](#). Therefore, [FDP\\_ACC.2 / Memories](#) and [FDP\\_ACF.1 / Memories](#) with *their* SFP *are* suitable to meet the security objective.
- 255 The security functional requirement “*Static attribute initialisation* ([FMT\\_MSA.3 / Memories](#))” requires that the TOE provides default values for security attributes. The ability to update the security attributes is restricted to privileged subject(s) *as further detailed in the security functional requirement “Management of security attributes* ([FMT\\_MSA.1 / Memories](#))”. These management functions ensure that the required access control can be realised using the functions provided by the TOE.

### Security objective “Additional Specific Security Functionality ([AUG1.O.Add-Functions](#))”

- 256 The justification related to the security objective “Additional Specific Security Functionality ([AUG1.O.Add-Functions](#))” is as follows:



257 The security functional requirements “*Cryptographic operation (FCS\_COP.1)*” and “*Additional Security Functional Requirements for the memories protection*” exactly require those functions to be implemented that are demanded by *AUG1.O.Add-Functions*. Therefore, *FCS\_COP.1* is suitable to meet the security objective.

**Security objective “Protection against Abuse of Functionality (*BSI.O.Abuse-Func*)”**

258 This objective states that abuse of functions (especially provided by the IC Dedicated Test Software, for instance in order to read secret data) must not be possible in Phase 7 of the life-cycle. There are two possibilities to achieve this: (i) They cannot be used by an attacker (i. e. its availability is limited) or (ii) using them would not be of relevant use for an attacker (i. e. its capabilities are limited) since the functions are designed in a specific way. The first possibility is specified by “*Limited availability (FMT\_LIM.2) / Test*” and “*Limited availability (FMT\_LIM.2) / Sdiag*”, and the second one by “*Limited capabilities (FMT\_LIM.1) / Test*” and “*Limited capabilities (FMT\_LIM.1) / Sdiag*”. Since these requirements are combined to support the policy, which is suitable to fulfil *O.Abuse-Func*, **these** security functional requirements together are suitable to meet the objective.

259 Other security functional requirements which prevent attackers from circumventing the functions implementing these two security functional requirements (for instance by manipulating the hardware) also support the objective. The relevant **Security Functional requirements** are also listed in *Table 11*.

**Security objective “Access control and authenticity for the Loader (*BSI.O.Ctrl\_Auth\_Loader*)”**

260 The justification related to the security objective “Access control and authenticity for the Loader (*BSI.O.Ctrl\_Auth\_Loader*)” is as follows:

261 The **security functional requirement** “*Subset access control (FDP\_ACC.1) / Loader*” defines the subjects, objects and operations of the Loader SFP enforced by the SFR *FTP\_ITC.1 / Loader*, *FDP\_UCT.1 / Loader*, *FDP\_UIT.1 / Loader* and *FDP\_ACF.1 / Loader*. The **security functional requirement** “*Inter-TSF trusted channel (FTP\_ITC.1) / Loader*” requires the TSF to establish a trusted channel with assured identification of its end points and protection of the channel data from modification or disclosure. The **security functional requirement** “*Basic data exchange confidentiality (FDP\_UCT.1) / Loader*” requires the TSF to receive data protected from unauthorized disclosure. The **security functional requirement** “*Data exchange integrity (FDP\_UIT.1) / Loader*” requires the TSF to verify the integrity **and the rightfulness** of the received data. The **security functional requirement** “*Security attribute based access control (FDP\_ACF.1) / Loader*” requires the TSF to implement access control for the Loader functionality. Therefore, *FTP\_ITC.1 / Loader*, *FDP\_UCT.1 / Loader*, *FDP\_UIT.1 / Loader*, *FDP\_ACC.1 / Loader* and *FDP\_ACF.1 / Loader* with their SFP are suitable to meet the security objective.

262 Complementary, the security functional requirement “*Static attribute initialisation (FMT\_MSA.3) / Loader*” requires that the TOE provides default values for security attributes. The ability to update the security attributes is restricted to privileged subject(s) as further detailed in the security functional requirement “*Management of security attributes (FMT\_MSA.1) / Loader*”  
The security functional requirements “*Security roles (FMT\_SMR.1) / Loader*”, “*Timing of identification (FIA\_UID.1) / Loader*” and “*Timing of authentication (FIA\_UAU.1) / Loader*” specify the roles that the TSF recognises and the actions authorized before their identification.



The security functional requirement "*Specification of management functions (FMT\_SMF.1) / Loader*" provides additional controlled facility for adapting the loader behaviour to the user's needs. These management functions ensure that the required access control, associated to the loading feature, can be realized using the functions provided by the TOE.

**Security objectives "Protection of the confidentiality of the TSF (*JIL.O.Prot-TSF-Confidentiality*)", "Secure loading of the Additional Code (*JIL.O.Secure-Load-ACode*)" and "Secure loading of the Additional Memory Image (*O.Secure-Load-AMemImage*)"**

263 The justification related to the security objectives "Protection of the confidentiality of the TSF (*JIL.O.Prot-TSF-Confidentiality*)", "Secure loading of the Additional Code (*JIL.O.Secure-Load-ACode*)" and "Secure loading of the Additional Memory Image (*O.Secure-Load-AMemImage*)" is as follows:

264 The security functional requirement "*Subset access control (FDP\_ACC.1) / Loader*" defines the subjects, objects and operations of the Loader SFP enforced by the SFR FTP\_ITC.1, FDP\_UCT.1, FDP\_UIT.1 and FDP\_ACF.1/Loader.  
 The security functional requirement "*Inter-TSF trusted channel (FTP\_ITC.1) / Loader*" requires the TSF to establish a trusted channel with assured identification of its end points and protection of the channel data from modification or disclosure.  
 The security functional requirement "*Basic data exchange confidentiality (FDP\_UCT.1) / Loader*" requires the TSF to receive data protected from unauthorized disclosure.  
 The security functional requirement "*Data exchange integrity (FDP\_UIT.1) / Loader*" requires the TSF to verify the integrity of the received data.  
 The security functional requirement "*Security attribute based access control (FDP\_ACF.1) / Loader*" requires the TSF to implement access control for the Loader functionality.  
 The security functional requirement "*Static attribute initialisation (FMT\_MSA.3) / Loader*" requires that the TOE provides default values for security attributes.  
 The ability to update the security attributes is restricted to privileged subject(s) as further detailed in the security functional requirement "*Management of security attributes (FMT\_MSA.1) / Loader*".  
 The security functional requirements "*Security roles (FMT\_SMR.1) / Loader*", "*Timing of identification (FIA\_UID.1) / Loader*" and "*Timing of authentication (FIA\_UAU.1) / Loader*" specify the roles that the TSF recognises and the actions authorized before their identification.  
 The security functional requirement "*Specification of management functions (FMT\_SMF.1) / Loader*" provides additional controlled facility for adapting the loader behaviour to the user's needs. These management functions ensure that the required access control, associated to the loading feature, can be realised using the functions provided by the TOE.  
 The security functional requirement "*Audit storage (FAU\_SAS.1) / Loader*" requires to store the identification data needed to enforce that only the allowed version of the Additional Memory Image can be loaded on the Initial TOE.

265 Therefore, *FTP\_ITC.1 / Loader*, *FDP\_UCT.1 / Loader*, *FDP\_UIT.1 / Loader*, *FDP\_ACC.1 / Loader*, *FDP\_ACF.1 / Loader* together with *FMT\_MSA.3 / Loader*, *FMT\_MSA.1 / Loader*, *FMT\_SMR.1 / Loader*, *FMT\_SMF.1 / Loader*, *FIA\_UID.1 / Loader*, *FIA\_UAU.1 / Loader*, and *FAU\_SAS.1 / Loader* are suitable to meet these security objectives.

**Security objective "Secure activation of the Additional Code (*JIL.O.Secure-AC-Activation*)"**

266 The justification related to the security objective "Secure activation of the Additional Code (*JIL.O.Secure-AC-Activation*)" is as follows:

267 The security functional requirement "*Audit storage (FAU\_SAS.1) / Loader*" requires the TSF to fail secure unless the Loading of the Additional Memory Image, including update of the Identification data, is comprehensive, as specified by *JIL.O.Secure-AC-Activation*.

268 Therefore, *FPT\_FLS.1 / Loader* is suitable to meet this security objective.

#### **Security objective "Secure identification of the TOE (*JIL.O.TOE-Identification*)"**

269 The justification related to the security objective "Secure identification of the TOE (*JIL.O.TOE-Identification*)" is as follows:

270 The security functional requirement "*Audit storage (FAU\_SAS.1) / Loader*" requires the TSF to store the Identification Data of the Memory Images.

The security functional requirement "*Stored data integrity monitoring and action (FDP\_SDI.2)*" requires the TSF to detect the integrity errors of the stored data and react in case of detected errors.

The security functional requirement "*Audit review (FAU\_SAR.1) / Loader*" allows any user to read this Identification Data.

271 Therefore, *FAU\_SAS.1 / Loader*, and *FAU\_SAR.1 / Loader* together with *FDP\_SDI.2* are suitable to meet this security objective.

#### **Security objective "Secure identification of the Memory Image (*O.MemImage-Identification*)"**

272 The justification related to the security objective "Secure identification of the Memory Image (*O.MemImage-Identification*)" is as follows:

273 The security functional requirement "*Audit storage (FAU\_SAS.1) / Loader*" requires the TSF to store the Identification Data of the Memory Images.

The security functional requirement "*Stored data integrity monitoring and action (FDP\_SDI.2)*" requires the TSF to detect the integrity errors of the stored user data and react in case of detected errors.

The security functional requirement "*Audit review (FAU\_SAR.1) / Loader*" allows any user to read this Identification Data.

The security functional requirement "*Audit storage (FAU\_SAS.1) / Loader*" requires the TSF to fail secure unless the Loading of the Additional Memory Image, including update of the Identification data, is comprehensive, as specified by *JIL.O.Secure-AC-Activation*.

274 Therefore, *FAU\_SAS.1 / Loader*, *FAU\_SAR.1 / Loader* together with *FDP\_SDI.2* and *FPT\_FLS.1 / Loader* are suitable to meet this security objective.

### **5.4.3 Additional security requirements are consistent**

#### **"Cryptographic operation (*FCS\_COP.1*)"**

275 These security requirements have already been argued in *Section : Security objective "Additional Specific Security Functionality (AUG1.O.Add-Functions)"* above.

#### **"Static attribute initialisation (*FMT\_MSA.3 / Memories*), Management of security attributes (*FMT\_MSA.1 / Memories*), Complete access control (*FDP\_ACC.2 / Memories*), Security attribute based access control (*FDP\_ACF.1 / Memories*)"**

276 These security requirements have already been argued in *Section : Security objective "Dynamic Area based Memory Access Control (AUG4.O.Mem-Access)"* above.

**"Static attribute initialisation ([FMT\\_MSA.3 / Loader](#)),  
 Management of security attributes ([FMT\\_MSA.1 / Loader](#)),  
 Specification of management function ([FMT\\_SMF.1 / Loader](#)),  
 Security roles ([FMT\\_SMR.1 / Loader](#)),  
 Timing of identification ([FIA\\_UID.1 / Loader](#)),  
 Timing of authentication ([FIA\\_UAU.1 / Loader](#))"**

277 These security requirements have already been argued in [Section : Security objective "Access control and authenticity for the Loader \(BSI.O.Ctrl\\_Auth\\_Loader\)"](#) and [Section : Security objectives "Protection of the confidentiality of the TSF \(JIL.O.Prot-TSF-Confidentiality\)"](#), ["Secure loading of the Additional Code \(JIL.O.Secure-Load-ACode\)"](#) and ["Secure loading of the Additional Memory Image \(O.Secure-Load-AMemImage\)"](#) above.

**"Audit storage ([FAU\\_SAS.1 / Loader](#)),  
 Audit review ([FAU\\_SAR.1 / Loader](#))"**

278 These security requirements have already been argued in [Section : Security objective "Secure identification of the TOE \(JIL.O.TOE-Identification\)"](#) and [Section : Security objective "Secure identification of the Memory Image \(O.MemImage-Identification\)"](#) above.

**"Failure with preservation of secure state ([FPT\\_FLS.1 / Loader](#))"**

279 This security requirement has already been argued in [Section : Security objective "Secure activation of the Additional Code \(JIL.O.Secure-AC-Activation\)"](#) and [Section : Security objective "Secure identification of the Memory Image \(O.MemImage-Identification\)"](#) above.

**"Inter-TSF trusted channel([FTP\\_ITC.1 / Sdiag](#)),  
 Audit review ([FAU\\_SAR.1 / Sdiag](#)),  
 Limited capabilities ([FMT\\_LIM.1 / Sdiag](#)),  
 Limited availability ([FMT\\_LIM.2 / Sdiag](#))"**

280 These security requirements have already been argued in [Section : Security objective "Protection against Abuse of Functionality \(BSI.O.Abuse-Func\)"](#) above.

#### 5.4.4 Dependencies of Security Functional Requirements

281 All dependencies of Security Functional Requirements have been fulfilled in this Security Target except :

- those justified in the [BSI-CC-PP-0084-2014](#) protection profile security requirements rationale,
- those justified in [AUG](#) security requirements rationale,
- the dependency of [FCS\\_COP.1](#) on FCS\_CKM.4 (see discussion below),
- the dependency of [FAU\\_SAR.1 / Loader](#) on FAU\_GEN.1 (see discussion below),
- the dependency of [FAU\\_SAR.1 / Sdiag](#) on FAU\_GEN.1 (see discussion below).

282 Details are provided in [Table 12](#) below.

Table 12. Dependencies of security functional requirements

Label	Dependencies	Fulfilled by security requirements in this Security Target	Dependency already in <i>BSI-CC-PP-0084-2014</i> or in <i>AUG</i>
FRU_FLT.2	FPT_FLS.1	Yes	Yes, <i>BSI-CC-PP-0084-2014</i>
FPT_FLS.1	None	No dependency	Yes, <i>BSI-CC-PP-0084-2014</i>
FMT_LIM.1 / Test	FMT_LIM.2 / Test	Yes	Yes, <i>BSI-CC-PP-0084-2014</i>
FMT_LIM.2 / Test	FMT_LIM.1 / Test	Yes	Yes, <i>BSI-CC-PP-0084-2014</i>
FMT_LIM.1 / Loader	FMT_LIM.2 / Loader	Yes	Yes, <i>BSI-CC-PP-0084-2014</i>
FMT_LIM.2 / Loader	FMT_LIM.1 / Loader	Yes	Yes, <i>BSI-CC-PP-0084-2014</i>
FMT_LIM.1 / Sdiag	FMT_LIM.2 / Sdiag	Yes	Yes, <i>BSI-CC-PP-0084-2014</i>
FMT_LIM.2 / Sdiag	FMT_LIM.1 / Sdiag	Yes	Yes, <i>BSI-CC-PP-0084-2014</i>
FAU_SAS.1	None	No dependency	Yes, <i>BSI-CC-PP-0084-2014</i>
FDP_SDC.1	None	No dependency	Yes, <i>BSI-CC-PP-0084-2014</i>
FDP_SDI.2	None	No dependency	Yes, <i>BSI-CC-PP-0084-2014</i>
FPT_PHP.3	None	No dependency	Yes, <i>BSI-CC-PP-0084-2014</i>
FDP_ITT.1	FDP_ACC.1 or FDP_IFC.1	Yes	Yes, <i>BSI-CC-PP-0084-2014</i>
FPT_ITT.1	None	No dependency	Yes, <i>BSI-CC-PP-0084-2014</i>
FDP_IFC.1	FDP_IFF.1	No, see <i>BSI-CC-PP-0084-2014</i>	Yes, <i>BSI-CC-PP-0084-2014</i>
FCS_RNG.1	None	No dependency	Yes, <i>BSI-CC-PP-0084-2014</i>
FCS_COP.1	[FDP_ITC.1 or FDP_ITC.2 or FCS_CKM.1]	No, see discussion below	Yes, <i>AUG #1</i>
	FCS_CKM.4	No, see discussion below	
FDP_ACC.2 / Memories	FDP_ACF.1 / Memories	Yes	<b>No</b> , <i>CCMB-2017-04-002 R5</i>
FDP_ACF.1 / Memories	FDP_ACC.1 / Memories	Yes, by FDP_ACC.2 / Memories	Yes, <i>AUG #4</i>
	FMT_MSA.3 / Memories	Yes	
FMT_MSA.3 / Memories	FMT_MSA.1 / Memories	Yes	Yes, <i>AUG #4</i>
	FMT_SMR.1 / Memories	No, see <i>AUG #4</i>	

Table 12. Dependencies of security functional requirements (continued)

Label	Dependencies	Fulfilled by security requirements in this Security Target	Dependency already in <i>BSI-CC-PP-0084-2014</i> or in <i>AUG</i>
FMT_MSA.1 / Memories	[FDP_ACC.1 / Memories or FDP_IFC.1]	Yes, by FDP_ACC.2 / Memories and FDP_IFC.1	Yes, <i>AUG #4</i>
	FMT_SMF.1 / Memories	Yes	<b>No</b> , <i>CCMB-2017-04-002 R5</i>
	FMT_SMR.1 / Memories	No, see <i>AUG #4</i>	Yes, <i>AUG #4</i>
FMT_SMF.1 / Memories	None	No dependency	<b>No</b> , <i>CCMB-2017-04-002 R5</i>
FIA_API.1	None	No dependency	Yes, <i>BSI-CC-PP-0084-2014</i>
FTP_ITC.1 / Loader	None	No dependency	Yes, <i>BSI-CC-PP-0084-2014</i>
FDP_UCT.1 / Loader	[FTP_ITC.1 / Loader or FTP_TRP.1 / Loader]	Yes, by FTP_ITC.1 / Loader	Yes, <i>BSI-CC-PP-0084-2014</i>
	[FDP_ACC.1 / Loader or FDP_IFC.1 / Loader]	Yes, by FDP_ACC.1 / Loader	
FDP_UIT.1 / Loader	[FTP_ITC.1 / Loader or FTP_TRP.1 / Loader]	Yes, by FTP_ITC.1 / Loader	Yes, <i>BSI-CC-PP-0084-2014</i>
	[FDP_ACC.1 / Loader or FDP_IFC.1 / Loader]	Yes, by FDP_ACC.1 / Loader	
FDP_ACC.1 / Loader	FDP_ACF.1 / Loader	Yes	Yes, <i>BSI-CC-PP-0084-2014</i>
FDP_ACF.1 / Loader	FDP_ACC.1 / Loader	Yes	Yes, <i>BSI-CC-PP-0084-2014</i>
	FMT_MSA.3 / Loader	Yes	
FMT_MSA.3 / Loader	FMT_MSA.1 / Loader	Yes	<b>No</b> , <i>CCMB-2017-04-002 R5</i>
	FMT_SMR.1 / Loader	Yes	

Table 12. Dependencies of security functional requirements (continued)

Label	Dependencies	Fulfilled by security requirements in this Security Target	Dependency already in <i>BSI-CC-PP-0084-2014</i> or in <i>AUG</i>
FMT_MSA.1 / Loader	[FDP_ACC.1 / Loader or FDP_IFC.1]	Yes, by FDP_ACC.1 / Loader	<b>No</b> , <i>CCMB-2017-04-002 R5</i>
	FDP_SMF.1 / Loader	Yes	
	FDP_SMR.1 / Loader	Yes	
FMT_SMR.1 / Loader	FIA_UID.1 / Loader	Yes	<b>No</b> , <i>CCMB-2017-04-002 R5</i>
FIA_UID.1 / Loader	None	No dependency	<b>No</b> , <i>CCMB-2017-04-002 R5</i>
FIA_UAU.1 / Loader	FIA_UID.1 / Loader	Yes	<b>No</b> , <i>CCMB-2017-04-002 R5</i>
FDP_SMF.1 / Loader	None	No dependency	<b>No</b> , <i>CCMB-2017-04-002 R5</i>
FPT_FLS.1 / Loader	None	No dependency	<b>No</b> , <i>CCMB-2017-04-002 R5</i>
FAU_SAS.1 / Loader	None	No dependency	Yes, <i>BSI-CC-PP-0084-2014</i>
FAU_SAR.1 / Loader	FAU_GEN.1	No, by FAU_SAS.1 / Loader instead, see discussion below	<b>No</b> , <i>CCMB-2017-04-002 R5</i>
FTP_ITC.1 / Sdiag	None	No dependency	<b>No</b> , <i>CCMB-2017-04-002 R5</i>
FAU_SAR.1 / Sdiag	FAU_GEN.1	No, see discussion below	<b>No</b> , <i>CCMB-2017-04-002 R5</i>

- 283 Part 2 of the Common Criteria defines the dependency of "*Cryptographic operation (FCS\_COP.1)*" on "Import of user data without security attributes (FDP\_ITC.1)" or "Import of user data with security attributes (FDP\_ITC.2)" or "Cryptographic key generation (FCS\_CKM.1)". In this particular TOE, the ES has all possibilities to implement its own creation function, in conformance with its security policy.
- 284 Part 2 of the Common Criteria defines the dependency of "*Cryptographic operation (FCS\_COP.1)*" on "Cryptographic key destruction (FCS\_CKM.4)". In this particular TOE, there is no specific function for the destruction of the keys. The ES has all possibilities to implement its own destruction function, in conformance with its security policy. Therefore, FCS\_CKM.4 is not defined in this ST.
- 285 Part 2 of the Common Criteria defines the dependency of "*Audit review (FAU\_SAR.1) / Loader*" on "Audit data generation (FAU\_GEN.1)". In this particular TOE, "*Audit storage (FAU\_SAS.1) / Loader*" is used to ensure the storage of audit data, because FAU\_GEN.1 is too comprehensive to be used in this context. Therefore this dependency is fulfilled by "*Audit storage (FAU\_SAS.1) / Loader*" instead.
- 286 Part 2 of the Common Criteria defines the dependency of "*Audit review (FAU\_SAR.1) / Sdiag*" on "Audit data generation (FAU\_GEN.1)". In this particular TOE, there is no specific function for audit data generation, the data to be audited are just stored. Therefore, FAU\_GEN.1 is not defined in this ST.

## 5.4.5 Rationale for the Assurance Requirements

### Security assurance requirements added to reach EAL5 ([Table 9](#))

287 Regarding application note 21 of [BSI-CC-PP-0084-2014](#), this Security Target chooses EAL5 because developers and users require a high level of independently assured security in a planned development and require a rigorous development approach without incurring unreasonable costs attributable to specialist security engineering techniques.

288 EAL5 represents a meaningful increase in assurance from EAL4 by requiring semiformal design descriptions, a more structured (and hence analyzable) architecture, extensive testing, and improved mechanisms and/or procedures that provide confidence that the TOE will not be tampered during development.

289 The assurance components in an evaluation assurance level (EAL) are chosen in a way that they build a mutually supportive and complete set of components. The requirements chosen for augmentation do not add any dependencies, which are not already fulfilled for the corresponding requirements contained in EAL5. Therefore, these components add additional assurance to EAL5, but the mutual support of the requirements and the internal consistency is still guaranteed.

290 Note that detailed and updated refinements for assurance requirements are given in [Section 5.3](#).

### Dependencies of assurance requirements

291 Dependencies of security assurance requirements are fulfilled by the EAL5 package selection.



## 6 TOE summary specification (ASE\_TSS)

292 This section demonstrates how the TOE meets each Security Functional Requirement, which will be further detailed in the ADV\_FSP documents.

### 6.1 Limited fault tolerance (FRU\_FLT.2)

293 The TSF provides limited fault tolerance, by managing a certain number of faults or errors that may happen, related to random number generation, power supply, data flows and cryptographic operations, thus preventing risk of malfunction.

### 6.2 Failure with preservation of secure state (FPT\_FLS.1)

294 The TSF provides preservation of secure state by detecting and managing the following events, resulting in an immediate interruption or reset:

- Die integrity violation detection,
- Errors on memories and registers,
- Glitches on external power supply lines,
- High voltage supply,
- CPU errors,
- MMU errors,
- Detection of out of bound access on memories and registers,
- External clock incorrect frequency,
- Faults on crypto processors or libraries.

295 The ES can generate a software reset.

### 6.3 Limited capabilities (FMT\_LIM.1) / Test, Limited capabilities (FMT\_LIM.1) / Sdiag, Limited capabilities (FMT\_LIM.1) / Loader, Limited availability (FMT\_LIM.2) / Test, Limited availability (FMT\_LIM.2) / Sdiag & Limited availability (FMT\_LIM.2) / Loader

296 The TOE is either in Test, Admin or User configuration.

297 The TOE may also be in Basic Diagnostic (aka Diagnostic) or Secure Diagnostic volatile configuration.

298 The Test and Diagnostics configurations are reserved to ST.

299 The TSF ensures the switching and the control of TOE configuration, the corresponding access control and the control of the corresponding capabilities. The transition controls rely on several strong mechanisms including fuse, authentication and control registers. Part of the transitions are only possible in the STMicroelectronics audited environment.

300 The TSF reduces the available features depending on the TOE configuration.

301 The customer can choose to disable irreversibly the Loading capability.



302 The customer can choose to irreversibly enable or disable the Secure Diagnostic capability. Only if the customer enables it, for quality investigation purpose, ST can exercise the Secure Diagnostic capability with a secure protocol, in an audited environment.

#### **6.4 Inter-TSF trusted channel (FTP\_ITC.1) / Sdiag**

303 In Secure Diagnostic volatile configuration, the System Firmware provides a secure channel to allow another IT product to operate a Secure Diagnostic transaction.

#### **6.5 Audit review (FAU\_SAR.1) / Sdiag**

304 The System Firmware allows to read the Secure Diagnostic status (permanently disabled, permanently enabled, disabled but still configurable).

#### **6.6 Stored data confidentiality (FDP\_SDC.1)**

305 The TSF ensures confidentiality of the User Data, thanks to the following features:

- Memories scrambling and encryption,
- Protection of NVM sectors,
- MMU,
- LPU.

#### **6.7 Stored data integrity monitoring and action (FDP\_SDI.2)**

306 The TSF ensures integrity of the stored data, thanks to the following features:

- Memories parity control,
- Protection of NVM sectors,
- MMU,
- LPU.

#### **6.8 Audit storage (FAU\_SAS.1)**

307 In User configuration, the TOE provides commands to store data and/or pre-personalisation data and/or supplements of the ES in the NVM. These commands are only available to authorized processes before delivery.

#### **6.9 Resistance to physical attack (FPT\_PHP.3)**

308 The TSF ensures resistance to physical tampering, thanks to the following features:

- The TOE implements a set of countermeasures that reduce the exploitability of physical probing.
- The TOE is physically protected by active shields that command an automatic reaction on die integrity violation detection.

## 6.10 Basic internal transfer protection (FDP\_ITT.1), Basic internal TSF data transfer protection (FPT\_ITT.1) & Subset information flow control (FDP\_IFC.1)

309 The TSF prevents the disclosure of internal and user data thanks to:

- Memories scrambling and encryption,
- Bus encryption,
- Mechanisms for operation execution concealment,
- Leakage protection in libraries.

## 6.11 Random number generation (FCS\_RNG.1)

310 The TSF provides 8-bit true random numbers that can be qualified with the test metrics required by the [BSI-AIS20/AIS31](#) standard for a PTG.2 class device.

## 6.12 Cryptographic operation: DES operation (FCS\_COP.1) / TDES

311 The TOE provides optionally an EDES+ accelerator that has the capability to perform Triple DES encryption and decryption in Electronic Code Book (ECB) and Cipher Block Chaining (CBC) modes conformant to [NIST SP 800-67](#) and [NIST SP 800-38A](#).

## 6.13 Cryptographic operation: AES operation (FCS\_COP.1) / AES

312 The TOE provides optionally an AES accelerator allowing the following standard AES cryptographic operations for key sizes of 128, 192 and 256 bits, conformant to [FIPS PUB 197](#) with intrinsic counter-measures against attacks:

- cipher,
- inverse cipher.

313 The AES accelerator can operate in Electronic Code Book (ECB) and Cipher Block Chaining (CBC) modes.

## 6.14 Static attribute initialisation (FMT\_MSA.3) / Memories

314 The TOE enforces a default memory management policy when none other is programmed by the ES.

## 6.15 Management of security attributes (FMT\_MSA.1) / Memories & Specification of management functions (FMT\_SMF.1) / Memories

315 The TOE provides a dynamic Memory Management Unit (MMU), that can be configured by the ES.

316 Other complementary memory protections are also available to the ES (LPU, NVM sector protection, limitation in unprivileged mode).

## **6.16 Complete access control (FDP\_ACC.2) / Memories & Security attribute based access control (FDP\_ACF.1) / Memories**

317 The TOE enforces the dynamic memory management policy for data access and code access thanks to a dynamic Memory Management Unit (MMU), a Library Protection Unit (LPU), and complementary protection mechanisms, programmed by the ES.

318 Overriding the MMU and LPU set of access rights, depending on the TOE configuration, the TOE enforces additional protections on specific parts of the memories.

## **6.17 Authentication Proof of Identity (FIA\_API.1)**

319 In Admin configuration, the System Firmware provides commands based on a cryptographic mechanism which allows another IT product to check that the TOE is a genuine TOE.

## **6.18 Inter-TSF trusted channel (FTP\_ITC.1) / Loader, Basic data exchange confidentiality (FDP\_UCT.1) / Loader, Data exchange integrity (FDP\_UIT.1) / Loader & Audit storage (FAU\_SAS.1) / Loader**

320 In Admin configuration, the System Firmware provides a secure channel to allow another IT product to operate a maintenance transaction.

321 The ciphered data is automatically decrypted then stored in the requested memory.

322 A maintenance transaction can end only after a successful integrity check of the loaded data or an erase. The identification data associated with the memory update is automatically logged during the session,

## **6.19 Subset access control (FDP\_ACC.1) / Loader & Security attribute based access control (FDP\_ACF.1) / Loader**

323 In Admin configuration, during a maintenance transaction, the System Firmware verifies if the Loader access conditions are satisfied and returns an error when this is not the case.

324 In particular, the additional memory update must be intended to be assembled with the memory update previously loaded.

## **6.20 Failure with preservation of secure state (FPT\_FLS.1) / Loader**

325 In Admin configuration, the System Firmware provides preservation of secure state by forcing a reset if an abnormal behavior is detected.  
It also enforces that a maintenance transaction can only end when it is consistent or canceled by an erase.

## 6.21 Static attribute initialisation (FMT\_MSA.3) / Loader

326 In Admin configuration, the System Firmware provides restrictive default values for the Flash Loader security attributes.

## 6.22 Management of security attributes (FMT\_MSA.1) / Loader & Specification of management functions (FMT\_SMF.1) / Loader

327 In Admin configuration, the System Firmware provides the capability for an authorized user to change part of the Flash Loader security attributes.

## 6.23 Security roles (FMT\_SMR.1) / Loader

328 The System Firmware supports the assignment of roles to users through the assignment of different keys for the different roles. This allows to distinguish between the roles of ST Loader, User Loader, Delegated Loader, Secure Diagnostic, and Everybody.

## 6.24 Timing of identification (FIA\_UID.1) / Loader & Timing of authentication (FIA\_UAU.1) / Loader

329 The System Firmware identifies the user through the key selected for authentication. This is performed by verifying an encryption, thus preventing to unveil the key.

330 After this authentication, both parties share a session key.

331 A limited number of operations is allowed on behalf of the user before the user is identified and authenticated, such as boot, authentication and non-critical queries.

## 6.25 Audit review (FAU\_SAR.1) / Loader

332 In Admin configuration, the System Firmware allows to read the product information and the identification data of all memory updates previously loaded on the TOE.

## 7 Identification

**Table 13. TOE components**

IC Maskset name	IC version	Master identification number <sup>(1)</sup>	Firmware version	OST version
K520B	C	01CAh	3.1.2	09.01

1. Part of the product information.

**Table 14. Guidance documentation**

Component description	Reference	Version
NFC controller and secure element system in package - ST54J datasheet	DS_ST54J	0.5
ST54J platform SE subsystem OS developer's guide - Preliminary user manual	UM_ST54J_SE	6
ST54J platform SE subsystem Security guidance	AN_SECU_ST54J_SE	2
ST54J_SE firmware V3 - User manual	UM_ST54J_SE_FWv3	5
ARM® SC300 r0p1 Technical Reference Manual	ARM_DDI_0447	A
ARM® Cortex M3 r2p0 Technical Reference Manual	ARM_DDI_0037F3c	F3c
ARM® SecurCore SC300 Errata	PR326-PRDC-009983	11
ST54J_SE platform - AIS31 compliant random number - User manual	UM_ST54J_SE_AIS31	1
ST54J_SE platform - AIS Reference implementation: Startup, on-line and total failure tests - AN	AN_ST54J_SE_AIS1	1

**Table 15. Sites list**

Site	Address	Activities <sup>(1)</sup>
ST Rousset	STMicroelectronics 190 Avenue Célestin Coq, ZI, 13106 Rousset Cedex France	DEV EWS WHS
ST Crolles	STMicroelectronics 850 rue Jean Monnet 38926 Crolles France	DEV FE MASK

Table 15. Sites list (continued)

Site	Address	Activities <sup>(1)</sup>
ST Ang Mo Kio 1	STMicroelectronics 5A Serangoon North Avenue 5 Singapore 554574	DEV
ST Zaventem	STMicroelectronics Green Square, Lambroekstraat 5, Building B 3d floor 1831 Diegem/Machelen Belgium	DEV
ST Grenoble	STMicroelectronics 12 rue Jules Horowitz, BP 217 38019 Grenoble Cedex France	DEV
ST Rennes	STMicroelectronics 10 rue de Jouanet, ePark 35700 Rennes France	DEV
ST Sophia	STMicroelectronics 635 route des lucioles 06500 Valbonne France	DEV
ST Gardanne	CMP Georges Charpak 880 Avenue de Mimet 13541 Gardanne France	BE
ST Toa Payoh	STMicroelectronics 629 Lorong 4/6 Toa Payoh 319521 Singapore Singapore	EWS
ST Loyang	STMicroelectronics 7 Loyang Drive 508938 Singapore	WHS
ST Ang Mo Kio 6	STMicroelectronics 18 Ang Mo Kio Industrial park 2 569505 Singapore	WHS
ST Tunis	STMicroelectronics Cité Technologique des Communications, BP 21 2088 La Gazelle Cedex Tunisia	IT

Table 15. Sites list (continued)

Site	Address	Activities <sup>(1)</sup>
Amkor ATT T1	AMKOR Technology Taiwan, Inc. T1: 1F, N°1, Kao-Ping Sec, Chung-Feng Rd, Lungtan Township, Taoyuan County 325, Taiwan, R.O.C.	BE
Amkor ATT T3	AMKOR Technology Taiwan, Inc. T3: 11 Guangfu Road, Hsinchu Industrial Park Hukou County, HSINCHU 303 Taiwan, R.O.C.	BE
WINSTEK - STATS ChipPAC SCT	WINSTEK - STATS ChipPAC No 176-5, 6 Lane, Hualung Chun, Chiung Lin, 307 Hsinchu, Taiwan	BE
DNP	Dai Nippon printing Co ltd. 2-2-1 KAMI-FUKUOKA, Fujimino-shi, Saitama,356-8507 Japan	MASK
DPE	Dai Printing Europe Via C. Olivetti, 2/A, I-20041 Agrate, Italy	MASK
Advanced Mask Technology	Advanced Mask Technology Center Gmbh & Co KG Rahnitzer Allee 9 01109 Dresden Germany	MASK

1. DEV = development, FE = front end manufacturing, EWS = electrical wafer sort, BE = back end manufacturing, MASK = mask manufacturing, WHS = warehouse

## 8 References

**Table 16. Common Criteria**

Component description	Reference	Version
Common Criteria for Information Technology Security Evaluation - Part 1: Introduction and general model, April 2017	CCMB-2017-04-001 R5	3.1 Rev 5
Common Criteria for Information Technology Security Evaluation - Part 2: Security functional components, April 2017	CCMB-2017-04-002 R5	3.1 Rev 5
Common Criteria for Information Technology Security Evaluation - Part 3: Security assurance components, April 2017	CCMB-2017-04-003 R5	3.1 Rev 5

**Table 17. Protection Profile**

Component description	Reference	Version
Eurosmart - Security IC Platform Protection Profile with Augmentation Packages	BSI-CC-PP-0084-2014	1.0

**Table 18. Other standards**

Ref	Identifier	Description
[1]	BSI-AIS20/AIS31	A proposal for: Functionality classes for random number generators, W. Killmann & W. Schindler BSI, Version 2.0, 18-09-2011
[2]	NIST SP 800-67	NIST SP 800-67, Recommendation for the Triple Data Encryption Algorithm (TDEA) Block Cipher, revised January 2012, National Institute of Standards and Technology
[3]	FIPS PUB 197	FIPS PUB 197, Advanced Encryption Standard (AES), National Institute of Standards and Technology, U.S. Department of Commerce, November 2001
[4]	ISO/IEC 9796-2	ISO/IEC 9796, Information technology - Security techniques - Digital signature scheme giving message recovery - Part 2: Integer factorization based mechanisms, ISO, 2002
[5]	NIST SP 800-38A	NIST SP 800-38A Recommendation for Block Cipher Modes of Operation, 2001, with Addendum Recommendation for Block Cipher Modes of Operation: Three Variants of Ciphertext Stealing for CBC Mode, October 2010
[6]	ISO/IEC 14888	ISO/IEC 14888, Information technology - Security techniques - Digital signatures with appendix - Part 1: General (1998), Part 2: Identity-based mechanisms (1999), Part 3: Certificate based mechanisms (2006), ISO



Table 18. Other standards

Ref	Identifier	Description
[7]	AUG	Smartcard Integrated Circuit Platform Augmentations, Atmel, Hitachi Europe, Infineon Technologies, Philips Semiconductors, Version 1.0, March 2002.
[8]	IEEE 1363-2000	IEEE 1363-2000, Standard Specifications for Public Key Cryptography, IEEE, 2000
[9]	IEEE 1363a-2004	IEEE 1363a-2004, Standard Specifications for Public Key Cryptography - Amendment 1:Additional techniques, IEEE, 2004
[10]	PKCS #1 V2.1	PKCS #1 V2.1 RSA Cryptography Standard, RSA Laboratories, June 2002
[11]	MOV 97	Alfred J. Menezes, Paul C. van Oorschot and Scott A. Vanstone, Handbook of Applied Cryptography, CRC Press, 1997
[12]	JIL-Post-Deliv-Load	Security requirements for post-delivery code loading, JIL, Version 1.0, February 2016
[13]	ANSSI-CC-CER/F/06.002	PP0084: Interpretations, ANSSI, April 2016

## Appendix A Glossary

### A.1 Terms

#### Additional Code

From the loader perspective, **code activated by the Atomic Activation on the Initial TOE to generate the final TOE. For instance, Additional Code could: correct flaws, add new functionalities, update the operating system...** An Additional Code is a particular « memory image » that has been activated in an authorized way on behalf of the TOE owner.

#### Atomic activation

The Loader guarantees at activation time that the loaded Additional Code is activated and that the Identification Data of the TOE are updated. This functionality is called Atomic Activation. If the Atomic Activation is successful, then the resulting product is the Final TOE, otherwise (in case of interruption or incident which prevents the forming of the Final TOE), the Initial TOE shall remain in its initial state or fail secure.

#### Authorized user

A user who may, in accordance with the TSP, perform an operation.

#### Composite product

Security IC product which includes the Security Integrated Circuit (i.e. the TOE) and the Embedded Software and is evaluated as composite target of evaluation.

#### End-consumer

User of the Composite Product in Phase 7.

#### Final TOE

From the loader perspective, **the Final TOE is generated from the Initial TOE and the Additional Code. It is the resulting product of the Atomic Activation of the Additional Code onto the Initial TOE.** Here the term TOE denotes the TOE itself as well as the composite TOE considered as a memory image which both may be maintained by a maintenance transaction.

#### Integrated Circuit (IC)

Electronic component(s) designed to perform processing and/or memory functions.

#### IC Dedicated Software

IC proprietary software embedded in a Security IC (also known as IC firmware) and developed by **ST**. Such software is required for testing purpose (IC Dedicated Test Software) but may provide additional services to facilitate usage of the hardware and/or to provide additional services (IC Dedicated Support Software).

#### IC Dedicated Test Software

That part of the IC Dedicated Software which is used to test the TOE before TOE Delivery but which does not provide any functionality thereafter.

#### IC developer

Institution (or its agent) responsible for the IC development.

#### IC manufacturer

Institution (or its agent) responsible for the IC manufacturing, testing, and pre-personalization.

#### IC packaging manufacturer

Institution (or its agent) responsible for the IC packaging and testing.

**Initial TOE**

From the loader perspective, the Initial TOE is the product on which the Additional Code is loaded and with the Loader as part of the embedded software. Here the term TOE denotes the TOE itself as well as the composite TOE which both may be maintained by loading of an additional memory image.

**Initialisation data**

Initialisation Data defined by the TOE Manufacturer to identify the TOE and to keep track of the Security IC's production and further life-cycle phases are considered as belonging to the TSF data. These data are for instance used for traceability and for TOE identification (identification data)

**Loader**

The Loader is the software developed by the Product Manufacturer. It is used to load and activate the Additional Code into the Product FLASH memory. The Loader is included in the dedicated software and is part of the TOE.

**Maintenance transaction**

Modification of an initial memory image by an additional memory image resulting in a final memory image.

**Memory image**

Set of mappings of memory addresses onto data.

**Object**

An entity within the TSC that contains or receives information and upon which subjects perform operations.

**Packaged IC**

Security IC embedded in a physical package such as micromodules, DIPs, SOICs or TQFPs.

**Pre-personalization data**

Any data supplied by the Card Manufacturer that is injected into the non-volatile memory by the Integrated Circuits manufacturer (Phase 3). These data are for instance used for traceability and/or to secure shipment between phases.

**Secret**

Information that must be known only to authorized users and/or the TSF in order to enforce a specific SFP.

**Security IC**

Composition of the TOE, the Security IC Embedded Software, User Data, and the package.

**Security IC Embedded Software (ES)**

Software embedded in the Security IC and not developed by the IC designer. The Security IC Embedded Software is designed in Phase 1 and embedded into the Security IC in Phase 3.

**Security IC embedded software (ES) developer**

Institution (or its agent) responsible for the security IC embedded software development and the specification of IC pre-personalization requirements, if any.

**Security attribute**

Information associated with subjects, users and/or objects that is used for the enforcement of the TSP.

**Sensitive information**

Any information identified as a security relevant element of the TOE such as:

- the application data of the TOE (such as IC pre-personalization requirements, IC and system specific data),
- the security IC embedded software,
- the IC dedicated software,
- the IC specification, design, development tools and technology.

**Smartcard**

A card according to ISO 7816 requirements which has a non volatile memory and a processing unit embedded within it.

**Subject**

An entity within the TSC that causes operations to be performed.

**Test features**

All features and functions (implemented by the IC Dedicated Software and/or hardware) which are designed to be used before TOE Delivery only and delivered as part of the TOE.

**TOE Delivery**

The period when the TOE is delivered which is after Phase 3 or Phase 4 in this Security target.

**TSF data**

Data created by and for the TOE, that might affect the operation of the TOE.

**User**

Any entity (human user or external IT entity) outside the TOE that interacts with the TOE.

**User data**

All data managed by the Smartcard Embedded Software in the application context. User data comprise all data in the final Smartcard IC except the TSF data.

## A.2 Abbreviations

Table 19. List of abbreviations

Term	Meaning
AIS	Application notes and Interpretation of the Scheme (BSI).
ANSSI	Agence National de la Sécurité des Systèmes d'Information
BE	Back End manufacturing.
BSI	Bundesamt für Sicherheit in der Informationstechnik.
CBC	Cipher Block Chaining.
CC	Common Criteria Version 3.1. R5.
CPU	Central Processing Unit.
CRC	Cyclic Redundancy Check.
DCSSI	Direction Centrale de la Sécurité des Systèmes d'Information.

Table 19. List of abbreviations (continued)

Term	Meaning
DES	Data Encryption Standard.
DEV	Development.
DIP	Dual-In-Line Package.
EAL	Evaluation Assurance Level.
ECB	Electronic Code Book.
EDES	Enhanced DES.
EEPROM	Electrically Erasable Programmable Read Only Memory.
ES	Security IC Embedded Software.
EWS	Electrical Wafer Sort.
FE	Front End manufacturing.
FIPS	Federal Information Processing Standard.
I/O	Input / Output.
IC	Integrated Circuit.
ISO	International Standards Organisation.
IT	Information Technology.
JIL	Joint Interpretation Library
LPU	Library Protection Unit.
MASK	Mask manufacturing.
MMU	Memory Management Unit.
NESCRYPT	Next Step Cryptography Accelerator.
NIST	National Institute of Standards and Technology.
NVM	Non Volatile Memory.
OSP	Organisational Security Policy.
OST	Operating System for Test.
PP	Protection Profile.
PUB	Publication Series.
RAM	Random Access Memory.
RF	Radio Frequency.
ROM	Read Only Memory.
RSA	Rivest, Shamir & Adleman.
SAR	Security Assurance Requirement.
SFP	Security Function Policy.
SFR	Security Functional Requirement.

Table 19. List of abbreviations (continued)

Term	Meaning
SOIC	Small Outline IC.
ST	Context dependent : STMicroelectronics or Security Target.
TOE	Target of Evaluation.
TQFP	Thin Quad Flat Package.
TRNG	True Random Number Generator.
TSC	TSF Scope of Control.
TSF	TOE Security Functionality.
TSFI	TSF Interface.
TSP	TOE Security Policy.
TSS	TOE Summary Specification.
WHS	Warehouse.

## 9 Revision history

Table 20. Document revision history

Date	Revision	Changes
25-Mar-2019	A01.3	Creation

Please Read Carefully:

Information in this document is provided solely in connection with ST products. STMicroelectronics NV and its subsidiaries ("ST") reserve the right to make changes, corrections, modifications or improvements, to this document, and the products and services described herein at any time, without notice.

All ST products are sold pursuant to ST's terms and conditions of sale.

Purchasers are solely responsible for the choice, selection and use of the ST products and services described herein, and ST assumes no liability whatsoever relating to the choice, selection or use of the ST products and services described herein.

No license, express or implied, by estoppel or otherwise, to any intellectual property rights is granted under this document. If any part of this document refers to any third party products or services it shall not be deemed a license grant by ST for the use of such third party products or services, or any intellectual property contained therein or considered as a warranty covering the use in any manner whatsoever of such third party products or services or any intellectual property contained therein.

UNLESS OTHERWISE SET FORTH IN ST'S TERMS AND CONDITIONS OF SALE ST DISCLAIMS ANY EXPRESS OR IMPLIED WARRANTY WITH RESPECT TO THE USE AND/OR SALE OF ST PRODUCTS INCLUDING WITHOUT LIMITATION IMPLIED WARRANTIES OF MERCHANTABILITY, FITNESS FOR A PARTICULAR PURPOSE (AND THEIR EQUIVALENTS UNDER THE LAWS OF ANY JURISDICTION), OR INFRINGEMENT OF ANY PATENT, COPYRIGHT OR OTHER INTELLECTUAL PROPERTY RIGHT.

ST PRODUCTS ARE NOT DESIGNED OR AUTHORIZED FOR USE IN: (A) SAFETY CRITICAL APPLICATIONS SUCH AS LIFE SUPPORTING, ACTIVE IMPLANTED DEVICES OR SYSTEMS WITH PRODUCT FUNCTIONAL SAFETY REQUIREMENTS; (B) AERONAUTIC APPLICATIONS; (C) AUTOMOTIVE APPLICATIONS OR ENVIRONMENTS, AND/OR (D) AEROSPACE APPLICATIONS OR ENVIRONMENTS. WHERE ST PRODUCTS ARE NOT DESIGNED FOR SUCH USE, THE PURCHASER SHALL USE PRODUCTS AT PURCHASER'S SOLE RISK, EVEN IF ST HAS BEEN INFORMED IN WRITING OF SUCH USAGE, UNLESS A PRODUCT IS EXPRESSLY DESIGNATED BY ST AS BEING INTENDED FOR "AUTOMOTIVE, AUTOMOTIVE SAFETY OR MEDICAL" INDUSTRY DOMAINS ACCORDING TO ST PRODUCT DESIGN SPECIFICATIONS. PRODUCTS FORMALLY ESCC, QML OR JAN QUALIFIED ARE DEEMED SUITABLE FOR USE IN AEROSPACE BY THE CORRESPONDING GOVERNMENTAL AGENCY.

Resale of ST products with provisions different from the statements and/or technical features set forth in this document shall immediately void any warranty granted by ST for the ST product or service described herein and shall not create or extend in any manner whatsoever, any liability of ST.

ST and the ST logo are trademarks or registered trademarks of ST in various countries.

Information in this document supersedes and replaces all information previously supplied.

The ST logo is a registered trademark of STMicroelectronics. All other names are the property of their respective owners.

© 2019 STMicroelectronics - All rights reserved

STMicroelectronics group of companies

Australia - Belgium - Brazil - Canada - China - Czech Republic - Finland - France - Germany - Hong Kong - India - Israel - Italy - Japan - Malaysia - Malta - Morocco - Philippines - Singapore - Spain - Sweden - Switzerland - United Kingdom - United States of America

[www.st.com](http://www.st.com)