



# Certification Report

Koji Nishigaki, Chairman  
Information-technology Promotion Agency, Japan

## Target of Evaluation

Application date/ID	2008-03-28 (ITC-8219)
Certification No.	C0212
Sponsor	Konica Minolta Business Technologies, Inc.
Name of TOE	Japan : bizhub PRO 950 Zentai Seigyo Software Overseas : bizhub PRO 950 Control Software
Version of TOE	Image Control Program(Image Control I1) : 00I1-G00-10 Controller Control Program(IC Controller P) : 00P1-G00-11
PP Conformance	None
Conformed Claim	EAL3
Developer	Konica Minolta Business Technologies, Inc.
Evaluation Facility	Information Technology Security Center Security Evaluation Division

This is to report that the evaluation result for the above TOE is certified as follows.

2009-04-21

Takumi Yamasato, Technical Manager  
Information Security Certification Office  
IT Security Center

**Evaluation Criteria, etc.:** This TOE is evaluated in accordance with the following criteria prescribed in the "IT Security Evaluation and Certification Scheme".

- Common Criteria for Information Technology Security Evaluation Version 2.3 (ISO/IEC 15408:2005)
- Common Methodology for Information Technology Security Evaluation Version 2.3 (ISO/IEC 18045:2005)

## Evaluation Result: Pass

"Japan : bizhub PRO 950 Zentai Seigyo Software(Image Control Program (Image Control I1) : 00I1-G00-10, Controller Control Program (IC Controller P) : 00P1-G00-11), Overseas : bizhub PRO 950 Control Software (Image Control Program (Image Control I1) : 00I1-G00-10, Controller Control Program (IC

Controller P) : 00P1-G00-11)" has been evaluated in accordance with the provision of the "IT Security Certification Procedure" by Information-technology Promotion Agency, Japan, and has met the specified assurance requirements.

Notice:

This document is the English translation version of the Certification Report published by the Certification Body of Japan Information Technology Security Evaluation and Certification Scheme.

**Table of Contents**

---

1. Executive Summary .....	1
1.1 Introduction .....	1
1.2 Evaluated Product .....	1
1.2.1 Name of Product .....	1
1.2.2 Product Overview .....	1
1.2.3 Scope of TOE and Overview of Operation .....	2
1.2.4 TOE Functionality .....	3
1.3 Conduct of Evaluation .....	5
1.4 Certificate of Evaluation .....	6
1.5 Overview of Report .....	6
1.5.1 PP Conformance .....	6
1.5.2 EAL .....	6
1.5.3 SOF .....	6
1.5.4 Security Functions .....	6
1.5.5 Threat .....	9
1.5.6 Organisational Security Policy .....	9
1.5.7 Configuration Requirements .....	9
1.5.8 Assumptions for Operational Environment .....	9
1.5.9 Documents Attached to Product .....	10
2. Conduct and Results of Evaluation by Evaluation Facility .....	11
2.1 Evaluation Methods .....	11
2.2 Overview of Evaluation Conducted .....	11
2.3 Product Testing .....	11
2.3.1 Developer Testing .....	11
2.3.2 Evaluator Testing .....	13
2.4 Evaluation Result .....	14
3. Conduct of Certification .....	15
4. Conclusion .....	16
4.1 Certification Result .....	16
4.2 Recommendations .....	16
5. Glossary .....	17
6. Bibliography .....	19

## 1. Executive Summary

### 1.1 Introduction

This Certification Report describes the content of certification result in relation to IT Security Evaluation of " Japan : bizhub PRO 950 Zentai Seigyo Software(Image Control Program (Image Control I1) : 00I1-G00-10, Controller Control Program (IC Controller P) : 00P1-G00-11), Overseas : bizhub PRO 950 Control Software (Image Control Program (Image Control I1) : 00I1-G00-10, Controller Control Program (IC Controller P) : 00P1-G00-11)" (hereinafter referred to as "the TOE") conducted by Information Technology Security Center, Security Evaluation Division (hereinafter referred to as "Evaluation Facility"), and it reports to the sponsor, Konica Minolta Business Technologies, Inc.

The reader of the Certification Report is advised to read the corresponding ST and manuals (please refer to "1.5.9 Documents Attached to Product" for further details) attached to the TOE together with this report. The assumed environment, corresponding security objectives, security functional and assurance requirements needed for its implementation and their summary specifications are specifically described in ST. The operational conditions and functional specifications are also described in the document attached to the TOE.

Note that the Certification Report presents the certification result based on assurance requirements conformed to the TOE, and does not certify individual IT product itself.

Note: In this Certification Report, IT Security Evaluation Criteria and IT Security Evaluation Method prescribed by IT Security Evaluation and Certification Scheme are named CC and CEM, respectively.

### 1.2 Evaluated Product

#### 1.2.1 Name of Product

The target product by this Certificate is as follows:

Name of Product:	Japan :bizhub PRO 950 Zentai Seigyo Software Overseas:bizhub PRO 950 control software
Version:	Japan :Gazou seigyo program (Gazou seigyo I1) : 00I1-G00-10 Controller seigyo program(IC Controller P):00P1-G00-11 Overseas:Image Control Program(Image Control I1):00I1-G00-10 Controller Control Program(IC Controller P):00P1-G00-11
Developer:	Konica Minolta Business Technologies, Inc.

#### 1.2.2 Product Overview

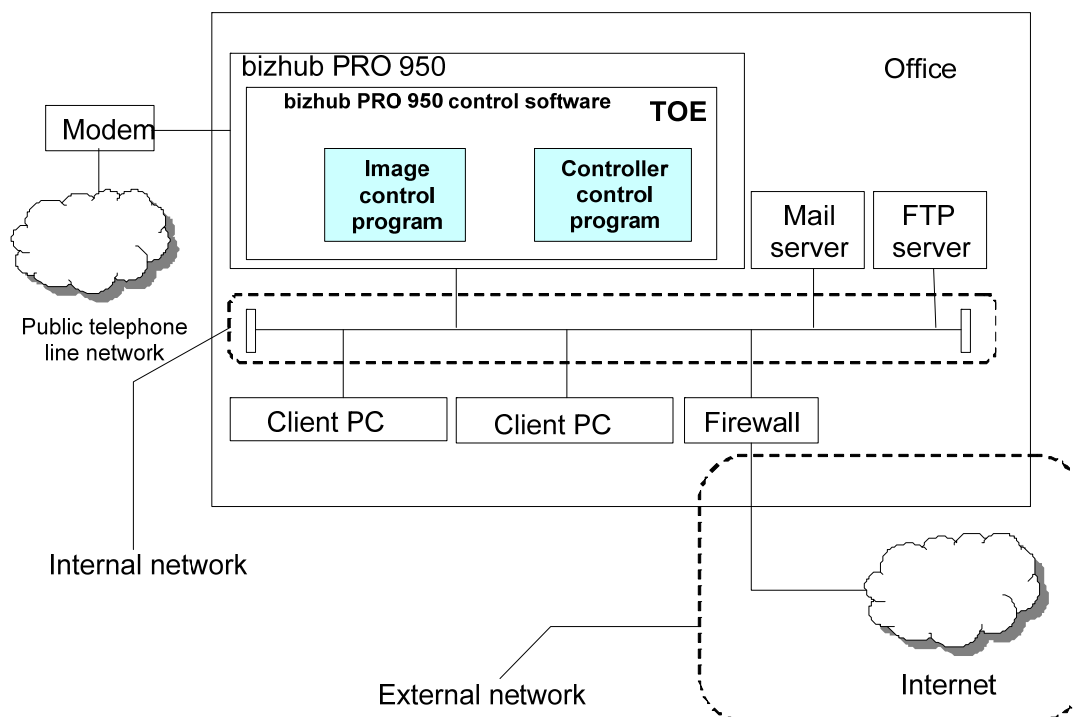
This product (it is called "bizhub PRO 950 control software(\*1)", hereafter.), that is installed with digital MFP (it is called "bizhub PRO 950 series", hereafter.) manufactured by Konica Minolta Business Technologies, Inc., is a software product for the purpose of reducing the danger for the disclosure of document data stored every user.

bizhub PRO 950 control software prevents the document data from disclosing during the use of functions such as copier and printer. To protect the document data, it has a "User BOX" function and a variety of management capabilities, additional highly confidential HDD (Hard Disk Drive) with lock system(\*2) to store the document.

bizhub PRO 950 control software is provided with bizhub PRO 950 series.

Fig 1-1 shows the expected operating environment with bizhub PRO 950 series in office.

- (\*1) "bizhub PRO 950 zentai seigy software" for Japan and "bizhub PRO 950 control software" for overseas are the same product with different calling name.
- (\*2) HDD has the password so that the hard disk cannot be removed and read in another equipment. HDD lock password is set in the hard disk lock function.



**Figure 1-1 Operating Environment of bizhub PRO 950 series**

bizhub PRO 950 series including the TOE is connected with the internal network and public telephone line network as shown in Figure 1-1. The internal network is connected with the client PC of general user, mail server and FTP server, to which bizhub PRO 950 series sends the data. The TOE does not have the interface with the external network. The TOE is connected with the external network only through Firewall, so as to protect each of equipments on the internal network.

### 1.2.3 Scope of TOE and Overview of Operation

Figure 1-2 shows the structure of bizhub PRO 950 series including the TOE.

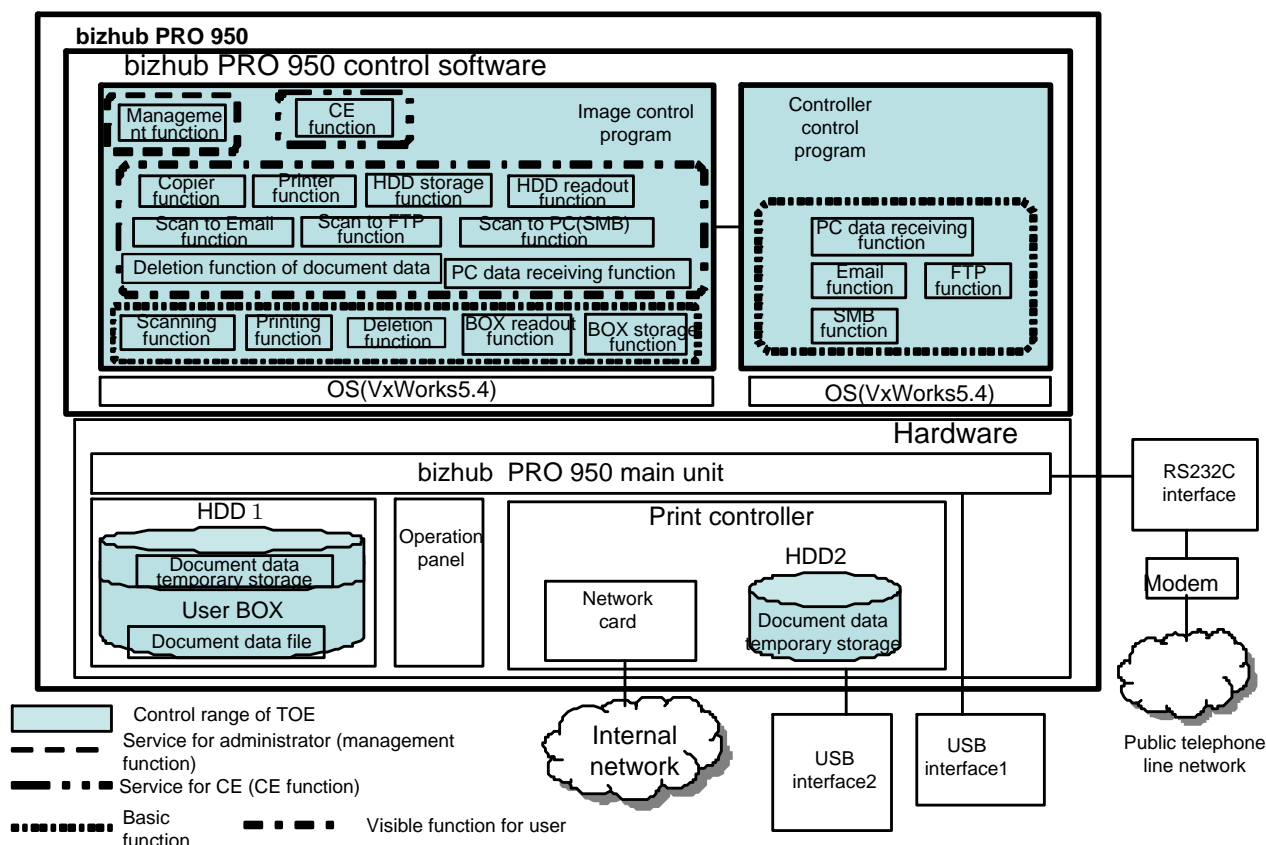


Figure 1-2 TOE Structure

bizhub PRO 950 series consists of the hardware and bizhub PRO 950 control software. The components of bizhub PRO 950 control software are the image control program and the controller control program. The hardware consists of bizhub PRO 950 series main unit, print controller, HDD1, HDD2, operation panel, and network card. The HDD1 is the storage device that stores the data (temporary storage is also possible.). The HDD2 is the storage device that stores temporarily the data. The TOE is bizhub PRO 950 control software and it operates with OS.

The hatching parts in Fig.1-2 show the control range of TOE, namely, each function included in the TOE and the area of data extension created by the TOE.

1.2.4 TOE Functionality

The TOE consists of "basic function" that operates the document data stored in the document data file of User BOX, "management function" that sets the TOE by the administrator, and "CE function" that executes the initial setting of TOE (Registration of administrator and Installation of TOE) by CE(\*3).

(\*3) Customer Engineer is a person who is enrolled at the company undertaken the maintenance of bizhub PRO 950 series, and carries out the maintenance of bizhub PRO 950 series.

1.2.4.1 Basic function of TOE

Basic functions are used to operate the document data. The User BOX is identified by the User BOX identifier, and the User BOX password is set for every User BOX so as to confirm the validity as the owner (general user) of each User BOX. The valid owner of User BOX can access all the document data in his/her User BOX. Fig 1-3 shows the processing overview of basic functions.

The Sub BOX is created in the User BOX, and the document data is stored together into the Sub BOX.

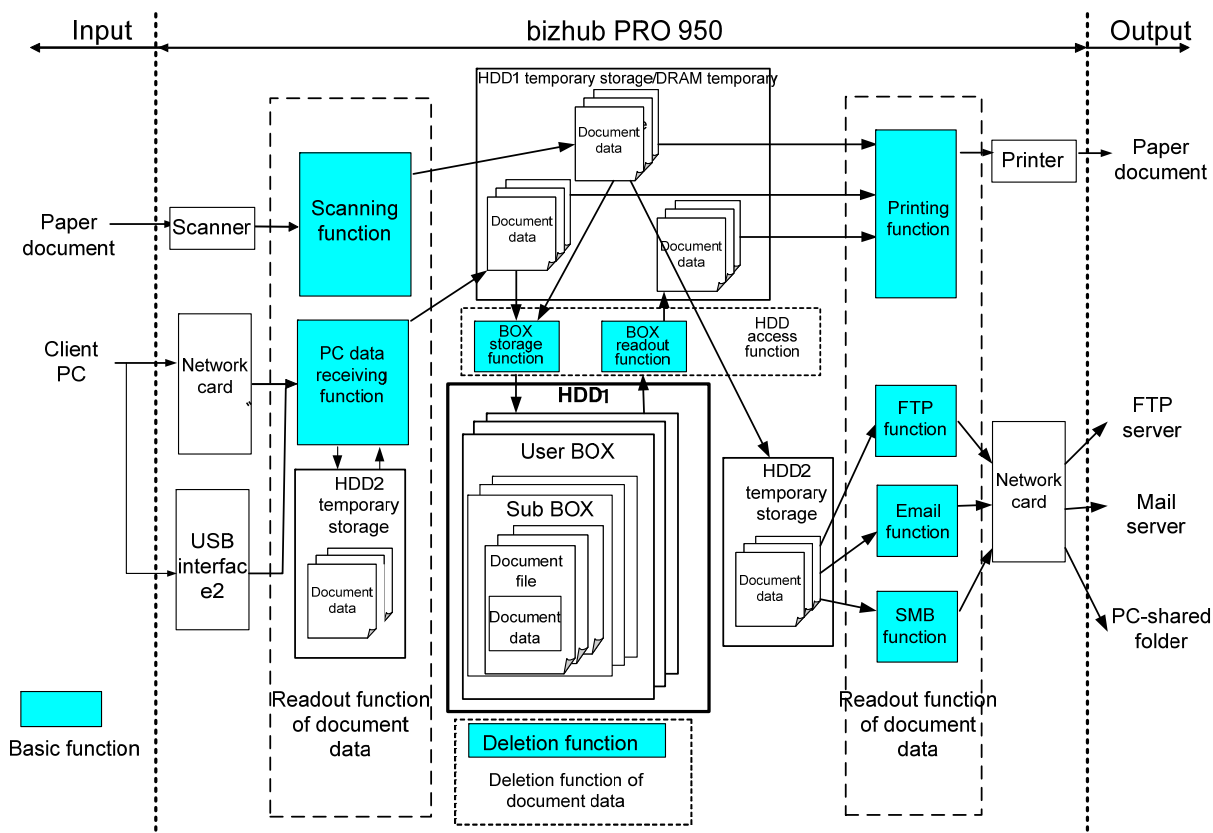


Figure 1-3 Processing Architecture of Basic Function

The followings are the details of each function.

(1) Scanning function

By operating from the operation panel, the information of paper document is read from the scanner, converted to the document data, and stored into the HDD1 temporary storage or DRAM temporary storage.

(2) PC data receiving function

The document data from the client PC is stored into the HDD2 temporary storage, executed the data exchange, and stored into the HDD1 temporary storage or DRAM temporary storage.

(3) BOX storage function

The temporary document data in the HDD1 temporary storage or in the DRAM temporary storage is stored into the User BOX additionally.

(4) BOX readout function

The document data in the User BOX is temporarily read out to the HDD1 temporary storage or DRAM temporary storage.

(5) Printing function

The temporary document data in the HDD1 temporary storage or in the DRAM temporary storage is printed out.



## (6) Email function

The document data gotten by the scanning function, which is stored temporarily into the HDD1 temporary storage or DRAM temporary storage, is attached to a mail via the HDD2 temporary storage, and sent to the mail server.

## (7) FTP function

The document data gotten by the scanning function, which is stored temporarily into the HDD1 temporary storage or DRAM temporary storage, is sent to the FTP server via the HDD2 temporary storage.

## (8) SMB function

The document data gotten by the scanning function, which is stored temporarily into the HDD1 temporary storage or DRAM temporary storage, is sent to the shared folder of PC that is connected with the internal network via the HDD2 temporary storage.

## (9) Deletion function

The document data in the use BOX, associated with the User BOX identifier is deleted.

## 1.2.4.2 Management function

The administrator conducts the operational setting for the TOE functions through this management function. Moreover the management function controls the related information for the operation of digital MFP, such as the creation/attribution change/deletion of User BOX, the printing of audit information, the initialization process of HDD1 and HDD2 (setting of HDD lock password), the management of troubleshooting/toner/number of prints.

## 1.2.4.3 CE function

The following function is provided so that the CE can execute the initial setting and the maintenance for the TOE.

## - Service setting mode

By operating from the operation panel, the CE executes the registration and change of the administrator password by using the function of service setting mode.

## 1.3 Conduct of Evaluation

Based on the IT Security Evaluation/Certification Program operated by the Certification Body, TOE functionality and its assurance requirements are being evaluated by evaluation facility in accordance with those publicized documents such as "IT Security Evaluation and Certification Scheme"[2], "IT Security Certification Procedure"[3] and "Evaluation Facility Approval Procedure"[4].

Scope of the evaluation is as follow.

- Security design of the TOE shall be adequate;
- Security functions of the TOE shall be satisfied with security functional requirements described in the security design;
- This TOE shall be developed in accordance with the basic security design;
- Above mentioned three items shall be evaluated in accordance with the CC Part 3 and CEM.

More specific, the evaluation facility examined "Multi functional printer (digital copier) bizhub PRO 950 Security Target" as the basis design of security functions for the TOE (hereinafter referred to as "the ST")[1], the evaluation deliverables in relation to development of the TOE and the development, manufacturing and shipping sites of the TOE. The evaluation facility evaluated if the TOE is satisfied both Annex B of CC Part 1 (either of [5], [8] or [11]) and Functional Requirements of CC Part 2 (either of [6], [9] or [12]) and also evaluated if the development, manufacturing and shipping environments for the TOE is also satisfied with Assurance Requirements of CC Part 3 (either of [7], [10] or [13]) as its rationale. Such evaluation procedure and its result are presented in "bizhub PRO 950 Zentai Seigyo Software Evaluation Technical Report" (hereinafter referred to as "the Evaluation Technical Report") [17]. Further, evaluation methodology should comply with the CEM (either of [14], [15] or [16]).

## 1.4 Certification

The Certification Body verifies the Evaluation Technical Report and Observation Report prepared by the evaluation facility and evaluation evidence materials, and confirmed that the TOE evaluation is conducted in accordance with the prescribed procedure. Certification review is also prepared for those concerns found in the certification process. Evaluation is completed with the Evaluation Technical Report dated 2009-04 submitted by the evaluation facility and those problems pointed out by the Certification Body are fully resolved and confirmed that the TOE evaluation is appropriately conducted in accordance with CC and CEM. The Certification Body prepared this Certification Report based on the Evaluation Technical Report submitted by the evaluation facility and concluded fully certification activities.

## 1.5 Overview of Report

### 1.5.1 PP Conformance

There is no PP to be conformed.

### 1.5.2 EAL

Evaluation Assurance Level of TOE defined by this ST is EAL3 conformance.

### 1.5.3 SOF

This ST claims "SOF-basic" as its minimum strength of function.

This TOE assumes the attack capability of general user to be low level. It is assumed that this TOE is operated under the condition that secures the adequate security in terms of physical and human. Therefore, SOF-Basic that can adequately resist for attacking from the threat agent with the attack capability of low level is valid for the security strength.

### 1.5.4 Security Functions

Security functions of the TOE are as follow.

## (1) Identification and authentication

Function title	Security function
IA.ADM_ADD Registration of administrator	Only the CE can operate it. The administrator is registered in the TOE by registering the administrator password. The administrator is registered if the password obeys the specification, and it is rejected if not so.
IA.ADM_AUTH Identification and authentication of administrator	Before the operator uses the TOE, he/she is identified to be the registered administrator in the TOE and authenticated to be the valid administrator. The operations of all the management functions are not permitted before the identification and authentication of administrator. By accessing the interface for the authentication of administrator by the operator, he/she is identified to be the administrator, and authenticated to the valid administrator using the entered password. In case of unsuccessful authentication, the access is prohibited for five seconds.
IA.CE_AUTH Identification and authentication of CE	Before the operator uses the TOE, he/she is identified to be the registered CE in the TOE and authenticated to be the valid CE. The operations of all the CE functions are not permitted before the identification and authentication of CE. By using the interface for the authentication of CE and the entered password by the operator, he/she is authenticated to be the valid CE. In case of unsuccessful authentication, the access is prohibited for five seconds.
IA.PASS Change of password	The passwords of administrator, CE, and User BOX are changed. The interface for password change is provided and entering the new password is required. The following shows the changeable passwords by the type of user. CE : CE password, Administrator password Administrator : User BOX password, Administrator password General user who owns User BOX : User BOX password of own User BOX The password is changed if it obeys the specification, and it is rejected if not so.

## (2) Access control

Function title	Security function
ACL.USR Access rule and control to general user	The general user who owns User BOX is identified and authenticated. After he/she is authenticated to be the valid user, the operable coverage for the general user is limited according to the following access rules. The general user who owns User BOX is

	<p>identified and authenticated by the User BOX identifier and User BOX password. The following operation is permitted for only the User BOX that corresponds to the User BOX identifier of the general user who owns User BOX.</p> <ul style="list-style-type: none"> <li>- Reading out and printing of document</li> </ul> <p>In case of unsuccessful identification and authentication, the identification and authentication trials are prohibited for five seconds.</p>
--	--

## (3) Audit

Function title	Security function
AUD.LOG Record of audit information	<p>The audit information regarding the action of security functions is recorded.</p> <p>Auditable events are as follows.</p> <ul style="list-style-type: none"> <li>- Startup and shutdown of audit functions</li> <li>- Success and failure in identifying and authenticating of administrator, CE, general user who owns User BOX</li> <li>- Success in registering password of administrator and general user who owns User BOX</li> <li>- Success in changing password and HDD lock password of administrator, CE, and general user who owns User BOX</li> <li>- Success in reading out of document data</li> </ul>
AUD.MNG Management of audit area	<p>The area of audit storage is controlled by ring buffer format in order to create and store the audit information.</p>

## (4) Management support

Function title	Security function
MNG.MODE Setting of security reinforcement mode	<p>Only the administrator is permitted the function to stop the security reinforcement mode.</p>
MNG.ADM Management support function (Administrator)	<p>The following operations are permitted and executed by only the administrator.</p> <ul style="list-style-type: none"> <li>- Creation of User BOX, registration of User BOX identifier, and setting of User BOX password</li> <li>- Inquiry of audit information</li> </ul> <p>The registration is executed if the User BOX password obeys the specification, it is not rejected if not so.</p>
MNG.HDD HDD lock password function	<p>The following operations are permitted and executed by only the administrator.</p> <ul style="list-style-type: none"> <li>- Change of HDD lock password</li> </ul> <p>The HDD lock password is set and changed to HDD device if the User BOX password obeys the specification, they are rejected if not so.</p>

### 1.5.5 Threat

This TOE assumes such threats presented in Table 1-1 and provides functions for countermeasure to them.

**Table 1-1 Assumed Threats**

Identifier	Threat
T.ACCESS (Unauthenticated access to the BOX)	When a general user uses the user function from the operation panel, there is a possible threat of disclosing the document data that the other general user owns in his/her User BOX.
T.HDDACCESS (Unauthenticated access to the HDD)	<ul style="list-style-type: none"> <li>- When a general user connects the HDD1 with an illegal device, there is a possible threat of disclosing the document data in the HDD1.</li> <li>- When a general user connects the HDD2 with an illegal device, there is a possible threat of disclosing the document data in the HDD2.</li> </ul>
T.IMPADMIN (Impersonation of the CE and administrator)	When a general user uses illegally the interfaces for CE function and administrator function, there is a possible threat of disclosing the document data.

### 1.5.6 Organizational Security Policy

There is no the required security policy of the organization upon use of the TOE.

### 1.5.7 Configuration Requirements

The TOE is a software product installed to bizhub PRO 950 series.

The TOE is installed as a security function at time of bizhub PRO 950 series shipping or built-in configuration on user site by Web downloading from CE.

### 1.5.8 Assumptions for Operational Environment

Table 1-2 shows the assumptions in the environment where this TOE is used. When these assumptions are not fulfilled, effective operation of the security functions for the TOE is not assured.

**Table 1-3 Assumptions in Use of the TOE**

Identifier	Assumption
ASM.PLACE (Installation condition for the TOE)	The TOE shall be installed in the area where only the product-related person can operate.
ASM.NET (Setting condition for the internal network)	The TOE shall be connected with the internal network that the disclosure of document data will not occur.
ASM.ADMIN (Reliable administrator)	The administrator shall not carry out an illegal act.
ASM.CE (Personal condition for the CE)	The CE shall not carry out an illegal act.
ASM.USR (Management)	The general user shall not disclose his/her own

of the general user)

User BOX password.

### 1.5.9 Documents Attached to Product

The documents attached to this TOE are shown as follows.

- Japanese version
  - <Manuals for CE>
    - bizhub PRO 950 Installation Manual A0Y5961011
    - bizhub PRO 950 Service Manual Field Service CCA0Y5-M-FJ1-0550
  - <Manuals for Administrator and General User>
    - bizhub PRO 950 User's Guide Copier A0Y5955600
    - bizhub PRO 950 User's Guide Network Scanner A0Y5960000
    - bizhub PRO 950 User's Guide POD Administrator's Reference A0Y5956100
    - bizhub PRO 950 User's Guide Security A0Y5956600
- Overseas version
  - <Manuals for CE>
    - bizhub PRO 950 INSTALLATION MANUAL A0Y5961111
    - bizhub PRO 950 SERVICE MANUAL Field Service CCA0Y5-M-FE1-0510
  - <Manuals for Administrator and General User>
    - bizhub PRO 950 User's Guide Copier A0Y5955700
    - bizhub PRO 950 User's Guide Network Scanner A0Y5960100
    - bizhub PRO 950 User's Guide POD Administrator's Reference A0Y5956200
    - bizhub PRO 950 User's Guide Security A0Y5956700

## 2. Conduct and Results of Evaluation by Evaluation Facility

### 2.1 Evaluation Methods

Evaluation was conducted by using the evaluation methods prescribed in CEM in accordance with the assurance requirements in CC Part 3. Details for evaluation activities are report in the Evaluation Technical Report. It described the description of overview of the TOE, and the contents and verdict evaluated by each work unit prescribed in CEM.

### 2.2 Overview of Evaluation Conducted

The history of evaluation conducted was present in the Evaluation Technical Report as follows.

Evaluation has started on 2009-03 and concluded by completion the Evaluation Technical Report dated 2009-04. The evaluation facility received a full set of evaluation deliverables necessary for evaluation provided by developer, and examined the evidences in relation to a series of evaluation conducted. Additionally, the evaluation facility directly visited the development and manufacturing sites on 2009-03 and examined procedural status conducted in relation to each work unit for configuration management, delivery and operation and lifecycle by investigating records and staff hearing. Further, the evaluation facility executed sampling check of conducted testing by developer and evaluator testing by using developer testing environment at developer site on 2009-03.

Concerns found in evaluation activities for each work unit were all issued as Observation Report and were reported to developer. These concerns were reviewed by developer and all problems were solved eventually.

As for concerns indicated during evaluation process by the Certification Body, the certification review was sent to the evaluation facility. These were reflected to evaluation after investigation conducted by the evaluation facility and the developer.

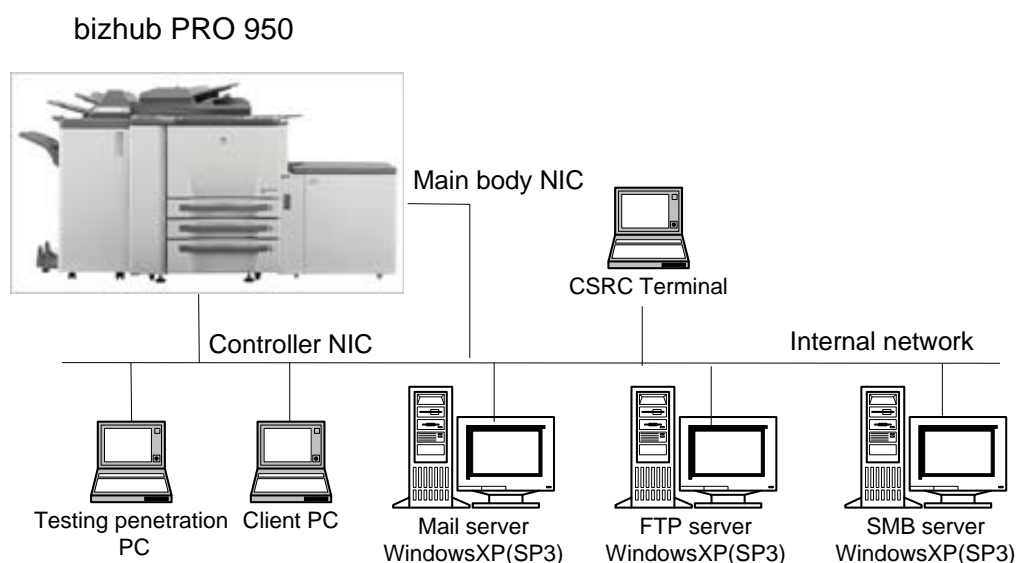
### 2.3 Product Testing

An outline of the developer test evaluated by the evaluators and the evaluator test executed by the evaluator is shown as follows.

#### 2.3.1 Developer Testing

##### 1) Developer test environment

Figure 2-1 shows the structure of the test system executed by the developer.



**Figure 2-1 Structural Diagram of the Developer Testing System**

## 2) Outlining of the developer test

The outline of the test executed by the developer is as follows.

### a. Test structure

Figure 2-1 shows the test structure executed by the developer.

- TOE (bizhub PRO 950 control software (Image control program (Image control I1) 00I1-G00-10, Controller control program (IP control P) 00P1-G00-11)) is installed to bizhub PRO 950 series.
- bizhub PRO 950 is connected to the internal network (100BASE-T).
- bizhub PRO 950 is connected to client PC, mail server, FTP server, SMB server and CSRC terminal through the internal network.

CSRC is connected only by LAN in the test structure, however, it does not have an influence on the test results of security functions because it is non security function. Even if only one of the structure described in the ST is selected as the test structure (ST describes that CSRC terminal is selectable either RS232C interface or E-mail interface connected by LAN.), it is consistent with the structure identified in the ST.

Therefore, it can be judged that the developer test is executed in the same TOE testing environment with the TOE structure identified in the ST.

### b. Testing method

The following methods are used for the test.

- (1) The operation of security functions is confirmed by the operation of TSFI
- (2) If testing of TSFI and subsystem interface cannot be performed by the operation through the external interface directly connected to bizhub PRO



950 series, it is performed with methods by indirectly stimulating the interface.

- (3) For the observation of test behavior, the direct confirmation is performed if it can be confirmed by the external TSFI, the behavior of test results is confirmed by using a measuring equipment(bizhub PRO 950) if it can not be observed.
- (4) By comparing the expected behavior with the actual test results obtained at test execution, whether the test objects are achieved or not, is determined.

c. Range of the executed test

Testing is performed about 26 items by the developer.

The coverage analysis is conducted and examined to testing satisfactorily all of the security functions described in the functional specification and the external interface. Then, the depth analysis is conducted and examined to testing satisfactorily all the subsystems described in the high-level design and the subsystem interfaces.

d. Results

The test results by the developer confirmed that the expected test results and the actual test results are consistent. The evaluator confirmed the execution method of the developer test and the legitimacy of the executed items, and confirmed that the execution method and execution results are consistent with those shown in the test plan.

### 2.3.2 Evaluator Testing

1) Evaluator test environment

The system structure of the test executed by the evaluator has the same structure as the developer test.

2) Outlining of evaluator test

The outline of the test executed by the evaluator is as follows.

a. Test structure

Figure 2-1 shows the test structure executed by the evaluator. The evaluator test executed at test environment that was same configuration as the TOE configured following ST.

The penetration test executed by the evaluator executed at the test configuration of Figure 2-1 and a part of penetration test was executed at bizhub PRO 950 installed TOE that was connected ISW by USB cable. Furthermore the evaluator confirmed test environment that was same configuration as the TOE configured following ST.

b. Test method

The following methods are used for the sampling test.

- (1) Test items selected more than 50% items from developer test.
- (2) Test items more than one selected for each of TSFI with each developer test.

- (3) Test items related all user interface selected at least more than one with developer test.
- (4) A set of closed test items selected with developer test.

The following methods are used for the independent test.

- (1) This operation of security functions is confirmed by the operation of TSFI.
- (2) The subsystem interface is tested by the operation through the external interface connected to bizhub PRO 950 series.
- (3) If testing of TSFI cannot be performed by the operation through the external interface directly connected to bizhub PRO 950, it is performed with methods by indirectly stimulating the interface.
- (4) By comparing the expected behavior with the actual test results obtained at test execution, whether the test objects are achieved or not, is determined.

The penetration test is executed by the following policy.

Penetration test is executed to confirm that there is no vulnerability possible to be abused by attacker of low level in the TOE or whether there is the remaining vulnerability in the operating environment regulated in the ST.

c. Range of the executed test

The tests are set for the following test volume/coverage.  
Sampling test is 18 items, independent test is 10 items, penetration test is 6 items created by evaluator and total volume is 34 items.

d. Results

All the executed evaluator tests have been properly completed and the behavior of the TOE was confirmed. The evaluator confirmed that all of the test results were consistent with the expected behavior. From the results of penetration test by evaluator, it was confirmed that there was no obvious vulnerability with possibility to be abused in the environment that the TOE intends.

## 2.4 Evaluation Result

The evaluator had the conclusion that the TOE satisfies all work units prescribed in CEM by submitting the Evaluation Technical Report.

### 3. Conduct of Certification

The following certification was conducted based on each materials submitted by evaluation facility during evaluation process.

1. Contents pointed out in the Observation Report shall be adequate.
2. Contents pointed out in the Observation Report shall properly be reflected.
3. Evidential materials submitted were sampled, its contents were examined, and related work units shall be evaluated as presented in the Evaluation Technical Report.
4. Rationale of evaluation verdict by the evaluator presented in the Evaluation Technical Report shall be adequate.
5. The Evaluator's evaluation methodology presented in the Evaluation Technical Report shall conform to the CEM.

Concerns found in certification process were prepared as certification review, which were sent to evaluation facility.

The Certification Body confirmed such concerns pointed out in Observation Report and certification review were solved in the ST and the Evaluation Technical Report.

## 4. Conclusion

### 4.1 Certification Result

The Certification Body verified the Evaluation Technical Report, the Observation Report and the related evaluation evidential materials submitted and confirmed that all evaluator action elements required in CC Part 3 are conducted appropriately to the TOE. The Certification Body verified the TOE is satisfied the EAL3 assurance requirements prescribed in CC Part 3.

### 4.2 Recommendations

OE.WATCH[Administrator is monitoring to TOE not to do irregular access and forbid to enter to the TOE setting place when Administrator being absent.] being security policy of environment to use TOE in secure condition is another charge of protecting to expose protected assets against attacking by HDD password made out by analysis service.

## 5. Glossary

The abbreviations used in this report are listed below.

CC:	Common Criteria for Information Technology Security Evaluation
CEM:	Common Methodology for Information Technology Security Evaluation
EAL:	Evaluation Assurance Level
PP:	Protection Profile
SOF:	Strength of Function
ST:	Security Target
TOE:	Target of Evaluation
TSF:	TOE Security Functions

The glossaries used in this report are listed below.

User BOX:	Directory being stored for documents data.
Documents data:	Computerized data for text and graphic
Paper documents:	Documents was written on a paper
Operating panel:	Operating Unit for using bizhub PRO 950 by touch panel display.
Internal network:	This is LAN in an office which introduces bizhub PRO 950 series, and is connected with the client PC and several servers such as mail server and FTP server.
External network:	Network except internal network such as the Internet.
SMB:	This is the application protocol to communicate between the computers on the network under Microsoft-OS series.
CSRC:	CS Remote Care for short-Remote Management system of machine send and receive machine management data with using E-mail and phone line from machine to CS Remote Center PC. Be able to call Center PC in case of trouble occurred.
Hard Disk Lock Function:	The HDD for storing the document data shall prevent the unauthenticated access by means of the HDD lock password.

**HDD lock password:**

Password that releases the forbidden state to read and write on HDD.

**General User:**

Enrollment of organization being purchased bizhub PRO 950. He/she use copier/printer/fax.

**Administrator:**

A Person is charged of machine management. He/she belongs to enrollment of organization being purchased bizhub PRO 950.

**CE:**

Enrollment of company being charged bizhub PRO 950 maintenance. CE shall execute the maintenance for bizhub PRO 950 and enter into the maintenance contract of bizhub PRO 950 with Administrator or responsible person.

**Responsible person:**

A person belongs to organization being purchased bizhub PRO 950. He/she shall decide administrator of bizhub PRO 950.

**The product-related persons:**

The general user, administrator, and CE.

## 6. Bibliography

- [1] Multi functional printer (digital copier) bizhub PRO 950 Security Target Version5 (March 16, 2009) Konica Minolta Business Technologies, Inc.
- [2] IT Security Evaluation and Certification Scheme, May 2007, Information-technology Promotion Agency, Japan CCS-01
- [3] IT Security Certification Procedure, May 2007, Information-technology Promotion Agency, Japan CCM-02
- [4] Evaluation Facility Approval Procedure, May 2007, Information-technology Promotion Agency, Japan CCM-03
- [5] Common Criteria for Information Technology Security Evaluation Part 1: Introduction and general model Version 2.3 August 2005 CCMB-2005-08-001
- [6] Common Criteria for Information Technology Security Evaluation Part 2: Security functional requirements Version 2.3 August 2005 CCMB-2005-08-002
- [7] Common Criteria for Information Technology Security Evaluation Part 3: Security assurance requirements Version 2.3 August 2005 CCMB-2005-08-003
- [8] Common Criteria for Information Technology Security Evaluation Part 1: Introduction and general model Version 2.3 August 2005 CCMB-2005-08-001 (Translation Version 1.0 December 2005)
- [9] Common Criteria for Information Technology Security Evaluation Part 2: Security functional requirements Version 2.3 August 2005 CCMB-2005-08-002 (Translation Version 1.0 December 2005)
- [10] Common Criteria for Information Technology Security Evaluation Part 3: Security assurance requirements Version 2.3 August 2005 CCMB-2005-08-003 (Translation Version 1.0 December 2005)
- [11] ISO/IEC 15408-1:2005 - Information Technology - Security techniques - Evaluation criteria for IT security - Part 1: Introduction and general model
- [12] ISO/IEC 15408-2:2005 - Information technology - Security techniques - Evaluation criteria for IT security - Part 2: Security functional requirements
- [13] ISO/IEC 15408-3:2005 - Information technology - Security techniques - Evaluation criteria for IT security - Part 3: Security assurance requirements
- [14] Common Methodology for Information Technology Security Evaluation: Evaluation Methodology Version 2.3 August 2005 CCMB-2005-08-004
- [15] Common Methodology for Information Technology Security Evaluation: Evaluation Methodology Version 2.3 August 2005 CCMB-2005-08-004 (Translation Version 1.0 December 2005)
- [16] ISO/IEC 18045:2005 Information technology - Security techniques - Methodology for IT security evaluation
- [17] bizhub PRO 950 Zentai Seigyo Software Evaluation Technical Report Version 1.4 ,

April 15, 2009, Information Technology Security Center, Security Evaluation  
Division