

Dell Color MFP S3845cdn Security Target

Version 1.2.3

This document is a translation of the evaluated
and certified security target written in Japanese.



March 2018

- Table of Contents -

1.	ST INTRODUCTION.....	1
1.1.	ST Reference	1
1.2.	TOE Reference	1
1.3.	TOE Overview	1
1.3.1.	TOE Type and Major Security Features.....	1
1.3.2.	Environment Assumptions	4
1.3.3.	Required Non-TOE Hardware and Software.....	5
1.4.	TOE Description.....	7
1.4.1.	User Assumptions	7
1.4.2.	Logical Scope and Boundary	7
1.4.3.	Physical Scope and Boundary.....	15
1.4.4.	Guidance	16
2.	CONFORMANCE CLAIMS	17
2.1.	CC Conformance Claims	17
2.2.	PP Claims, Package Claims	17
2.2.1.	PP Claims.....	17
2.2.2.	Package Claims.....	17
2.2.3.	Conformance Rationale	17
3.	SECURITY PROBLEM DEFINITION	18
3.1.	Threats	18
3.1.1.	Assets Protected by TOE.....	18
3.1.2.	Threats.....	20
3.2.	Organizational Security Policies.....	21
3.3.	Assumptions	21
4.	SECURITY OBJECTIVES	22
4.1.	Security Objectives for the TOE	22
4.2.	Security Objectives for the Environment	23
4.3.	Security Objectives Rationale	23
5.	EXTENDED COMPONENTS DEFINITION.....	27
5.1.	Extended Components.....	27

6.	SECURITY REQUIREMENTS	28
6.1.	Security Functional Requirements	33
6.1.1.	Class FAU: Security audit.....	33
6.1.2.	Class FCS: Cryptographic support.....	38
6.1.3.	Class FDP: User data protection.....	39
6.1.4.	Class FIA: Identification and authentication	43
6.1.5.	Class FMT: Security management	47
6.1.6.	Class FPT: Protection of the TSF	53
6.1.7.	Class FTP: Trusted path/channels	54
6.2.	Security Assurance Requirements	56
6.3.	Security Requirement Rationale	56
6.3.1.	Security Functional Requirements Rationale	56
6.3.2.	Dependencies of Security Functional Requirements	61
6.3.3.	Security Assurance Requirements Rationale	64
7.	TOE SUMMARY SPECIFICATION	65
7.1.	Security Functions	65
7.1.1.	Flash Memory Data Encryption (TSF_CIPHER)	66
7.1.2.	User Authentication (TSF_USER_AUTH)	66
7.1.3.	System Administrator's Security Management (TSF_FMT)	70
7.1.4.	Customer Engineer Operation Restriction (TSF_CE_LIMIT)	72
7.1.5.	Security Audit Log (TSF_FAU)	72
7.1.6.	Internal Network Data Protection (TSF_NET_PROT)	75
7.1.7.	Fax Flow Security (TSF_FAX_FLOW)	77
7.1.8.	Self Test (TSF_S_TEST).....	78
8.	ACRONYMS AND TERMINOLOGY	79
8.1.	Acronyms	79
8.2.	Terminology.....	80
9.	REFERENCES	83

- List of Figures and Tables -

Figure 1: General Operational Environment	5
Figure 2: MFD Units and TOE Logical Scope	8
Figure 3: Authentication Flow for Store Print and Faxbox	11
Figure 4: MFD Units and TOE Physical Scope	15
Figure 5: Assets under and not under Protection	19
Table 1: Function Types and Functions Provided by the TOE	2
Table 2: User Role Assumptions	7
Table 3: TOE Basic Functions	8
Table 4: Categories of TOE Setting Data	19
Table 5: Threats Addressed by the TOE	20
Table 6: Organizational Security Policy	21
Table 7: Assumptions	21
Table 8: Security Objectives for the TOE	22
Table 9: Security Objectives for the Environment	23
Table 10: Assumptions / Threats / Organizational Security Policies and the Corresponding Security Objectives	24
Table 11: Security Objectives Rationale for Security Problem	24
Table 12: Auditable Events of TOE and Individually Defined Auditable Events	33
Table 13: Operations between Subjects and Objects Covered by MFD Access Control SFP	39
Table 14: Rules for Access Control	40
Table 15: Rules for Explicit Access Authorization	41
Table 16: Subjects, Information, and Operations that cause the information to flow .	42
Table 17: List of Security Functions	47
Table 18: Security Attributes and Authorized Roles	48
Table 19 Initialization property	49
Table 20: Operation of TSF Data	50
Table 21: Security Management Functions Provided by TSF	51
Table 22: Security Assurance Requirements	56
Table 23: Security Functional Requirements and the Corresponding Security Objectives	57
Table 24: Security Objectives to SFR Rationale	57
Table 25: Dependencies of Functional Security Requirements	62
Table 26: Security Functional Requirements and the Corresponding TOE Security Functions	65
Table 27: Management of security attributes	69
Table 28: Access Control	69
Table 29: Details of Security Audit Log Data	73

1. ST INTRODUCTION

This chapter describes Security Target (ST) Reference, TOE Reference, TOE Overview, and TOE Description.

1.1. ST Reference

This section provides information needed to identify this ST.

ST Title:	Dell Color MFP S3845cdn Security Target
ST Version:	V 1.2.3
Publication Date:	March 6, 2018
Author:	Fuji Xerox Co., Ltd.

1.2. TOE Reference

This section provides information needed to identify this TOE.

The TOE is Dell Color MFP S3845cdn.

The TOE is identified by the following TOE name and ROM version.

TOE Identification:	Dell Color MFP S3845cdn
Version:	Controller ROM Ver. 1.0.31
Developer:	Fuji Xerox Co., Ltd.

1.3. TOE Overview

1.3.1. TOE Type and Major Security Features

1.3.1.1. TOE Type

This TOE, categorized as an IT product, is the Dell Color MFP S3845cdn (hereinafter referred to as “MFD”) which has the copy, print, network scan, and fax functions.

The TOE is the product which controls the whole MFD and protects the data that are transmitted over the encryption communication protocols.

These protocols protect the security of the TOE setting data, job information, the security audit log data and the document data on the internal network between the TOE and the remote.

The TOE also prevents the document data and the used document data in the eMMC from being disclosed by unauthorized person.

1.3.1.2. Function Types

Table 1 shows the function types and functions provided by the TOE.

Table 1: Function Types and Functions provided by the TOE

Function types	Functions provided by the TOE
Basic Function	<ul style="list-style-type: none"> - Control Panel - Copy - Print - Network Scan - Fax - Remote Configuration
Security Function	<ul style="list-style-type: none"> - Flash Memory Data Encryption - User Authentication - Administrator's Security Management - Customer Engineer Operation Restriction - Security Audit Log - Internal Network Data Protection - Fax Flow Security - Self Test

- To use print functions, the printer driver shall be installed to the external client for general user and that for system administrator.
- There are two types of user authentication, local authentication and remote authentication, and the TOE behaves with either one of the authentication types depending on the setting.
In this ST, the difference of the TOE behavior is described if the TOE behaves differently depending on the type of authentication being used. Unless specified, the behavior of the TOE is the same for both authentication types.
There are two types of remote authentication: LDAP authentication and Kerberos authentication.
- For Kerberos authentication, it is also possible to use Smart Card (CAC/PIV) instead of authentication from the control panel with an ID and a password. User information and certificates in Smart Card and an OCSP server are used for authentication.
In the same way as other types of authentication for Smart Card authentication, an optional card reader (not included in TOE) needs to be connected.

Note)

- Since the TOE's functions to print from USB and store to USB are set to disabled, they are not included in the target of evaluation. Therefore, the [Store to USB] and [Media Print] buttons do not appear on the control panel.

1.3.1.3. Usage and Major Security Features of TOE

The TOE is mainly used to perform the following functions:

- Copy function and Control Panel function are to read the original data from IIT and print them out from IOT according to the general user's instruction from the control panel. When more than one copy of an original data is ordered, the data read from IIT are first stored into the MFD eMMC memory. Then, the stored data are read out from the eMMC memory for the required number of times so that the required number of copies can be made.
- Print function is to decompose and print out the print data transmitted by a general user client.
- Remote Configuration enables a system administrator to refer to and rewrite TOE setting data via Web browser.
- Network Scan function and Control Panel function are to read the original data from IIT and transmit the document data to FTP server, or Mail server, according to the information set in the MFD. This function is operated according to the general user's instruction from the control panel.
- Fax function and Control Panel function are to send and receive fax data. According to the general user's instruction from the control panel to send a fax, the original data are read from IIT and then sent to the destination via public telephone line. The document data are received from the sender's machine via public telephone line and then printed out from the recipient's IOT or stored in the Faxbox.

The TOE provides the following security features:

- (1) Flash Memory Data Encryption
The document data and the security audit log data are encrypted before being stored into the eMMC memory when using any function of copy, print, fax, etc. or configuring various security function settings.
- (2) User Authentication
Access to the TOE functions is restricted to the authorized user and this function identifies and authenticates users. A user needs to enter his/her ID and password from the Remote Configuration of the general user client, printer driver, or MFD control panel, and enables access control over use of the TOE.
A user can also use Smart Card authentication (CAC/PIV) for identification and authentication.
- (3) System Administrator's Security Management
This function allows only the system administrator identified and authorized from the control panel or system administrator client to refer to and change the TOE security function settings.
- (4) Customer Engineer Operation Restriction
A system administrator can prohibit CE from referring to and changing the TOE security function settings.

(5) Security Audit Log

The important events of TOE such as device failure, configuration change, and user operation are traced and recorded based on when and who used what function.

(6) Internal Network Data Protection

This function protects the communication data on the internal network such as document data, security audit log data, and TOE setting data. (The following general encryption communication- protocols are supported: TLS, IPSec, and S/MIME.)

(7) Fax Flow Security

This function prevents unauthorized access to the TOE or the internal network via Fax card from public telephone line.

(8) Self Test

This function verifies the integrity of TSF executable code and TSF data.

1.3.2. Environment Assumptions

This TOE is assumed to be used as an IT product at general office and to be connected to public telephone line, user clients, and the internal network protected from threats on the external network by firewall etc.

Figure 1 shows the general environment for TOE operation.

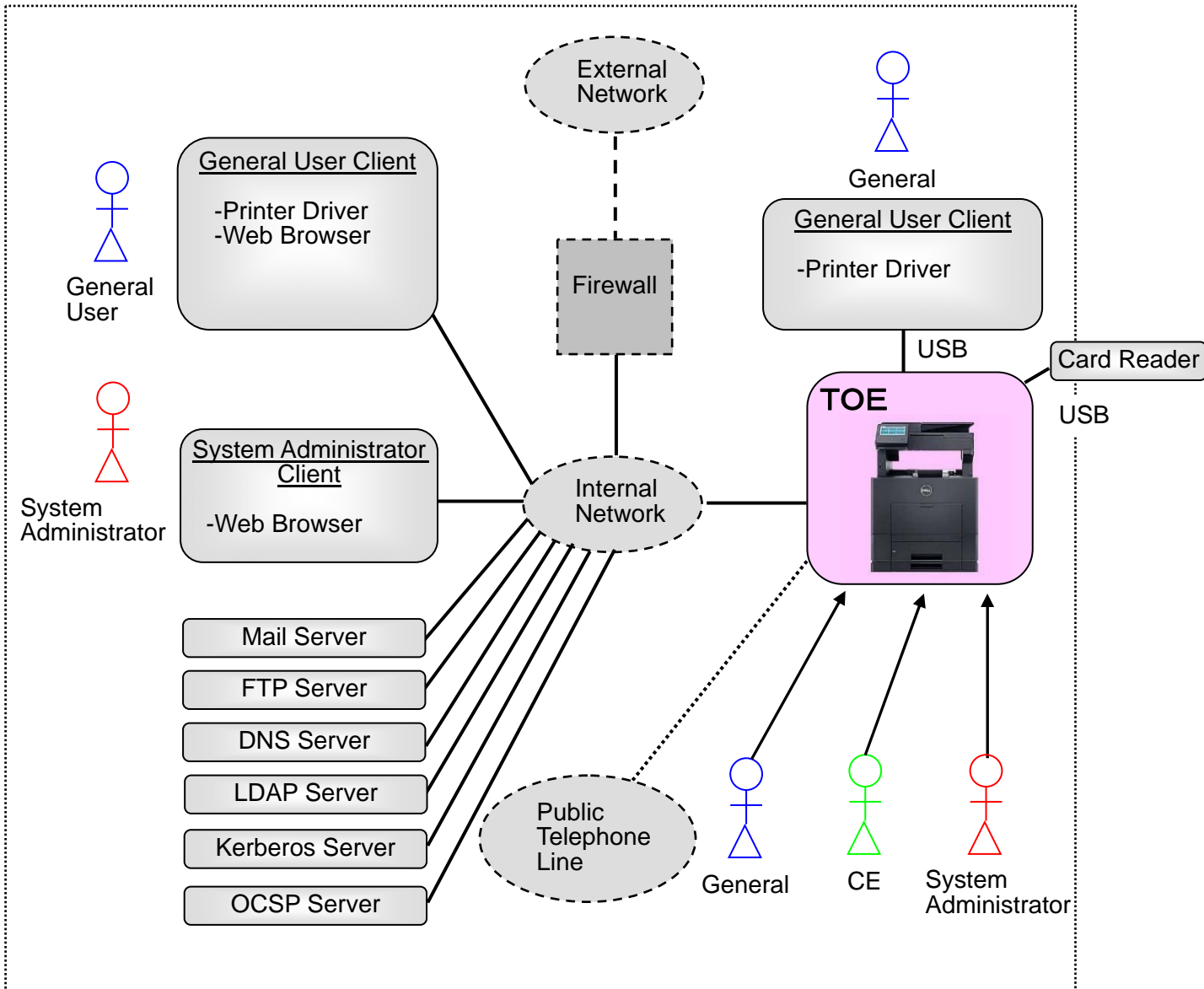


Figure 1: General Operational Environment

1.3.3. Required Non-TOE Hardware and Software

In the operational environment shown in Figure 1, the TOE (MFD) and the following non-TOE hardware/software exist.

(1) General user client:

The hardware is a general-purpose PC. When a client is connected to the MFD via the internal network and when the printer driver is installed to the client, the general user can request the MFD to print.

When the client is connected to the MFD directly via USB and printer is installed to the client, the user can request the MFD to print the document data.

(2) System administrator client:

The hardware is a general-purpose PC. A system administrator can refer to and change TOE setting data via Web browser.

(3) Mail server:

The hardware/OS is a general-purpose PC or server. The MFD sends/receives document data to/from Mail server via mail protocol.

(4) FTP server:

The hardware/OS is a general-purpose PC or server. The MFD sends document data to FTP server via FTP.

(5) DNS server:

The hardware/OS is a general-purpose PC or server. The MFD retrieves an IP address from the DNS server using the DNS protocol.

(6) LDAP server

The hardware/OS is a general-purpose PC or server. The MFD acquires identification and authentication information from LDAP server via LDAP. In addition, it acquires SA information of user role assumptions.

(7) Kerberos server

The hardware/OS is a general-purpose PC or server. The MFD acquires identification and authentication information from Kerberos server via Kerberos.

(8) OCSP Server

The hardware/OS is a general-purpose PC or server.

The MFD retrieves information on revocation status of certificates other than self-signed certificates from an OCSP server, if the certificate revocation retrieval setting is enabled.

(9) Card Reader

A card reading device for supporting PKI certification that uses Smart Card (CAC/PIV).

The OS of (1) general user client and (2) system administrator client are assumed to be Windows 7 and Windows 8.1.

The (6) LDAP server, (7) Kerberos server, and (8) OCSP server are assumed to be Windows Active Directory.

The (9) Card Reader is assumed to be SCR331 or SCR3310 v2.0.

1.4. TOE Description

This section describes user assumptions and logical/physical scope of this TOE.

1.4.1. User Assumptions

Table 2 specifies the roles of TOE users assumed in this ST.

Table 2: User Role Assumptions

Persons concerned		Role Description
Administrator of the organization		An administrator or responsible official of the organization which owns and uses TOE.
User	General user	A user of TOE functions such as copy, print, and fax.
	System administrator (Key operator + System Administrator Privilege [SA])	A user who is authorized to manage the device using the system administrator mode. A system administrator can refer to and rewrite the TOE setting for device operation and that for security functions via TOE control panel and Web browser.
Customer engineer (CE)		A user who can configure the TOE operational settings using the interface for CE.

1.4.2. Logical Scope and Boundary

The logical scope of this TOE consists of each function of the programs recorded on the controller ROM.

Figure 2 shows the logical architecture of the MFD.

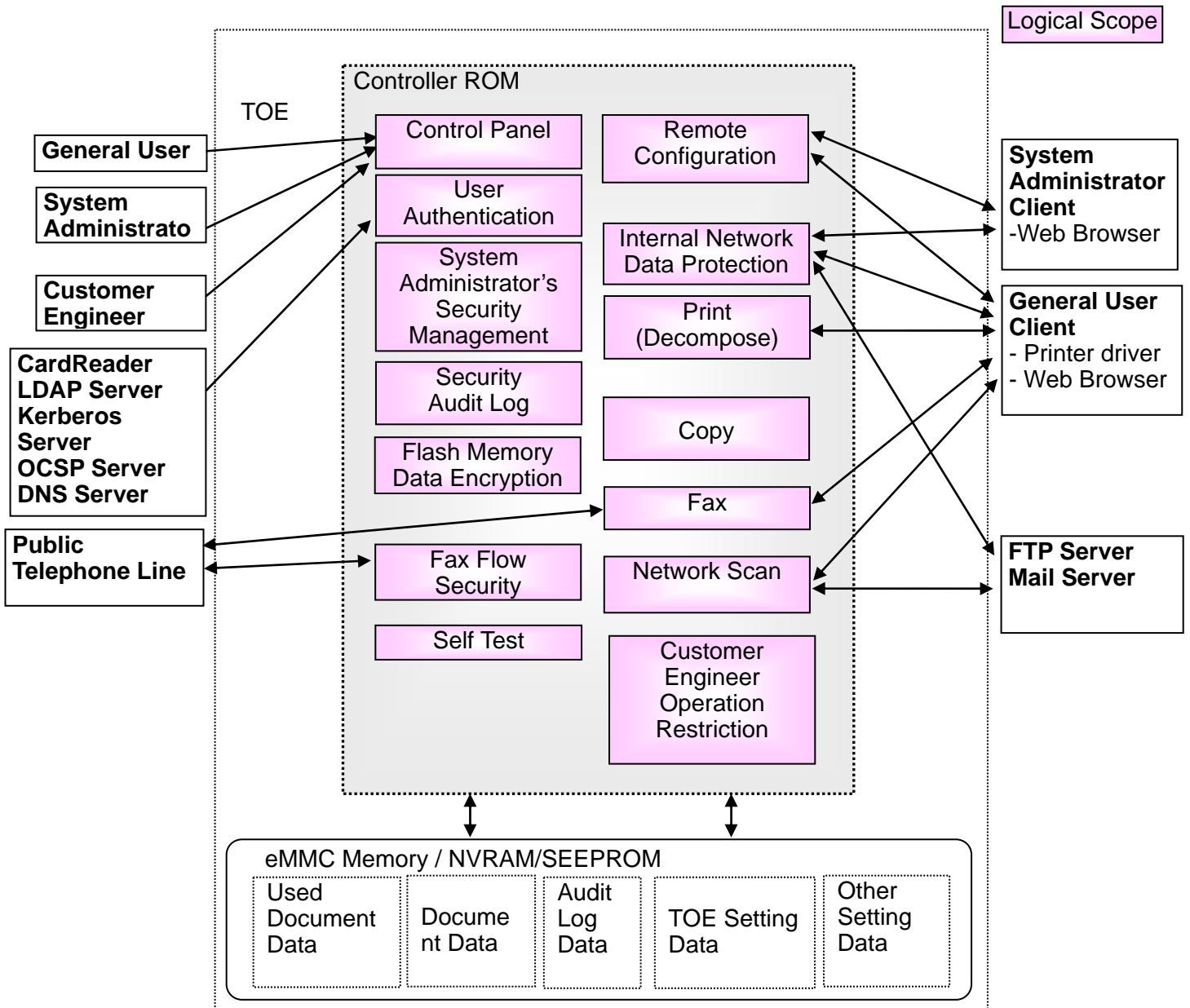


Figure 2: MFD Units and TOE Logical Scope

1.4.2.1. Basic Functions

As shown in Table 3, the TOE provides the functions of control panel, copy, print, network scan, fax, and Remote Configuration to general user.

Table 3: TOE Basic Functions

Function	Description
Control Panel Function	Control panel function is a user interface function for general user, CE, and system administrator to operate MFD functions.

Copy Function	<p>Copy function is to read the original data from IIT and print them out from IOT according to the general user's instruction from the control panel.</p> <p>When more than one copy of an original is ordered, the data read from IIT are first stored into the MFD eMMC memory. Then, the stored data are read out from the eMMC memory for the required number of times so that the required number of copies can be made.</p>
Print Function	<p>Print function is to print out the data according to the instruction from a general user client. The print data created via printer driver are sent to the MFD to be analyzed, decomposed, and printed out from IOT.</p> <p>The print function is of two types: the normal print in which the data are printed out from IOT directly after decomposed and the Store Print in which the bitmap data are temporarily stored in the eMMC memory and then printed out from IOT according to the general user's instruction from the control panel.</p>
Network Scan Function	<p>Network scan function is to read the original data from IIT and automatically transmit them to a general user client, FTP server, or Mail server according to the information set in the MFD. A general user can request this function from the control panel.</p>
Fax Function	<p>Fax function is to send and receive fax data. According to the general user's instruction from the control panel to send a fax, the original data are read from IIT and sent to the destination via public telephone line. The document data are received from the sender's machine via public telephone line.</p>
Remote Configuration Function	<p>Remote configuration function is to operate from a client PC using Configuration Web Tool.</p> <p>A system administrator can access and rewrite TOE setting data. For this, a system administrator must be authenticated by his/her ID and password entered from Web browser of a system administrator client.</p>

1.4.2.2. Security Functions

The security functions provided by the TOE are the following.

(1) Flash Memory Data Encryption

Some data such as the security audit log data and the document data in Faxbox remain in the eMMC memory even if the machine is powered off. To solve this problem, the document data and security audit log data are encrypted before being stored into the eMMC memory when operating any function of copy, print, and network scan, fax, or configuring various security function settings.

(2) User Authentication

Access to the TOE functions is restricted to the authorized user.

A user needs to enter his/her ID and password from the printer driver or Remote Configuration of the general user client, or MFD control panel. A user can also use Smart Card authentication on the control panel.

Only the authenticated user can use the following functions:

a) Functions controlled by the MFD control panel:

Copy, fax (send), network scan, Faxbox, and print (This print function requires the Store Print preset from printer driver. A user must be authenticated from the control panel for print job.)

b) Functions controlled by Remote Configuration:

Display of device condition, display of job status and its log.

c) Functions using printer driver of user client:

The data of user client is decomposed to the print data described in PDL readable by the MFD, and the print data are stored in TOE.

When a user sends a print request from the printer driver in which the Store Print is preset, the MFD decomposes the received data into bitmap data and stores the data in the eMMC memory according to the user ID.

Among the above functions which require user authentication, some particularly act as security functions. The following are the security functions which prevent the unauthorized reading of document data in the eMMC memory by an attacker who is impersonating an authorized user:

- The Store Print function and the Faxbox function, which require user authentication from the control panel or Smart Card.

Figure 3 shows the authentication flow of the above functions.

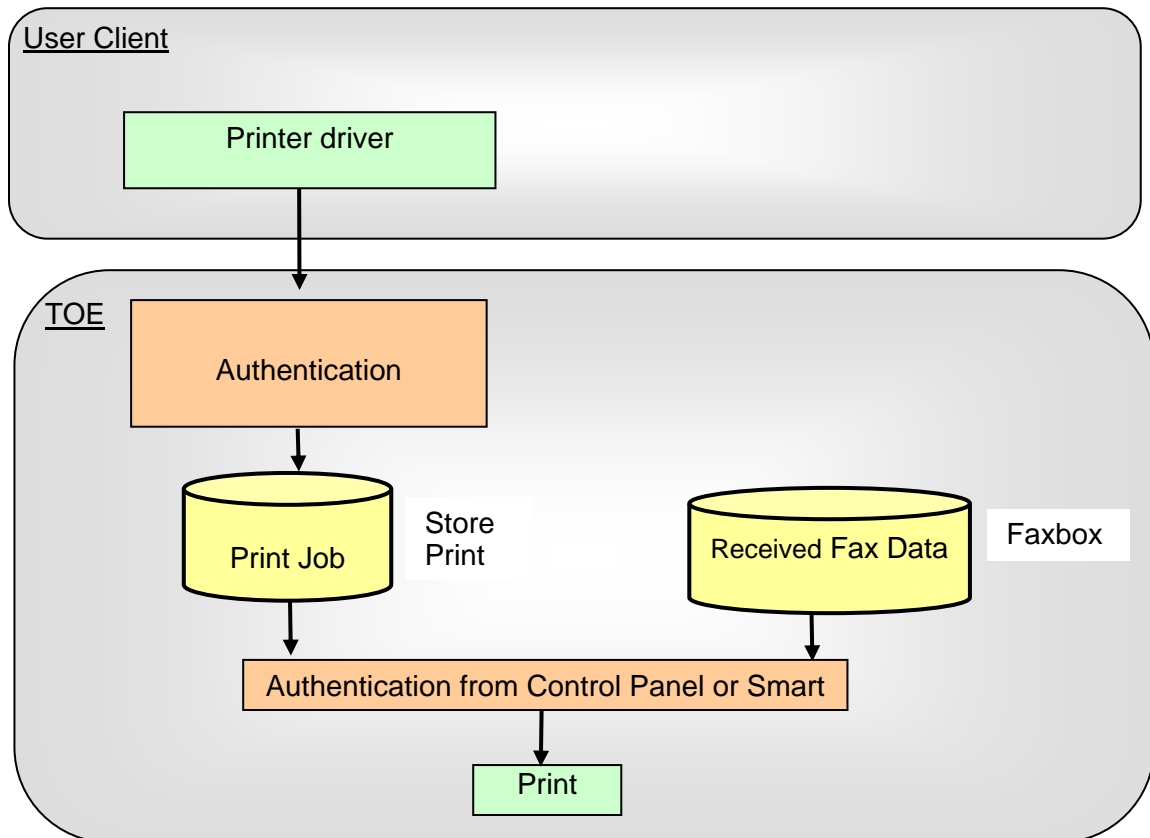


Figure 3: Authentication Flow for Store Print and Faxbox

- Store Print Function

When a user sends a print request from the printer driver in which the Store Print is preset, after the user has been successfully identified and authenticated, the print data are decomposed into bitmap data, classified according to the user ID, and temporarily stored in the corresponding Store Print area within the eMMC memory.

To refer to the stored print data, a user needs to enter his/her ID and password from the control panel or to use Smart Card (CAC/PIV). When the user is authenticated, the data on the waiting list corresponding to the user ID are displayed. The user can request printing or deletion of the data on the list.

- Faxbox Function

The received fax data can be stored into Faxbox from Public Telephone Line (Fax card) which are not shown in Figure 3.

To store the received fax data into Faxbox, user authentication is not required. The received fax data transmitted over public telephone line are automatically stored into the Faxbox.

To print the stored data in the Faxbox, user authentication is required; the MFD compares the user ID and password preset in the device against those entered by a System

Administrator from the control panel. For user authentication, Smart Card authentication is also available on the control panel.

(3) System Administrator's Security Management

To grant a privilege to a specific user, this TOE allows only the authenticated system administrator to access the System Administrator mode which enables him/her to refer to and set the following security functions from the control panel:

- Refer to and set the Time/Date;
- Refer to and set the TLS communication;

Additionally, this TOE allows only the system administrator, who is authenticated from the system administrator client via Web browser using Remote Configuration, to refer to and set the following security functions via Remote Configuration:

- Refer to and set the Time/Date;
- Refer to and set the Self Test;
- Set the password of key operator (only a key operator is privileged);
- Refer to and set the ID of SA / general user and set the password(with local authentication only);
- Refer to and set the access denial when system administrator's authentication fails;
- Refer to and set the limit of user password length (with local authentication only);
- Refer to and set the Security Audit Log;
- Refer to and set the TLS communication;
- Refer to and set the IPSec communication;
- Refer to and set the S/MIME communication;
- Create/upload/download an X.509 certificate;
- Refer to and set the User Authentication;
- Refer to and set the general user permission;
- Refer to and set the Customer Engineer Operation Restriction

(4) Customer Engineer Operation Restriction

This TOE allows only the authenticated system administrator to refer to or enable/disable the Customer Engineer Operation Restriction setting from the Remote Configuration. For this, CE cannot refer to or change the setting of each function described in (3) System Administrator's Security Management.

(5) Security Audit Log

The important events of TOE such as device failure, configuration change, and user operation are traced and recorded based on when and who operated what function. Only a system administrator can supervise or analyze the log data by downloading them in the

form of tab-delimited text file via Web browser using Remote Configuration. To download the log data, TLS communication needs to be enabled.

(6) Internal Network Data Protection

The communication data on the internal network such as document data, security audit log data, and TOE setting data are protected by the following general encryption communication-protocols:

- TLS
- IPSec
- S/MIME

(7) Fax Flow Security

A Fax card is an option and is connected to TOE controller board via the internal interface. An attacker cannot access the TOE or the internal network from public telephone line via the Fax card.

(8) Self Test

The TOE can execute the self test function to verify the integrity of TSF executable code and TSF data.

1.4.2.3. Settings for the Secure Operation

System administrator shall set the following to enable security functions in 1.4.2.2.

- Access denial when system administrator's authentication fails
Default [5] Times.
- User Passcode Minimum Length
Set to [9] characters
- TLS
Set to [Enabled]
- IPSec
Set to [Enabled]
- S/MIME
Set to [Enabled]
- User Authentication
Set to [Local Authentication] or [Remote Authentication]
- Store Print
Set to [authority of user to only Store Print]
- Audit Log
Set to [Enabled]
- Customer Engineer Operation Restriction

- Set to [Enabled]
- Self Test
- Set to [Enabled]

1.4.3. Physical Scope and Boundary

The physical scope of this TOE is the MFD. Figure 4 shows configuration of each unit and TOE physical scope.

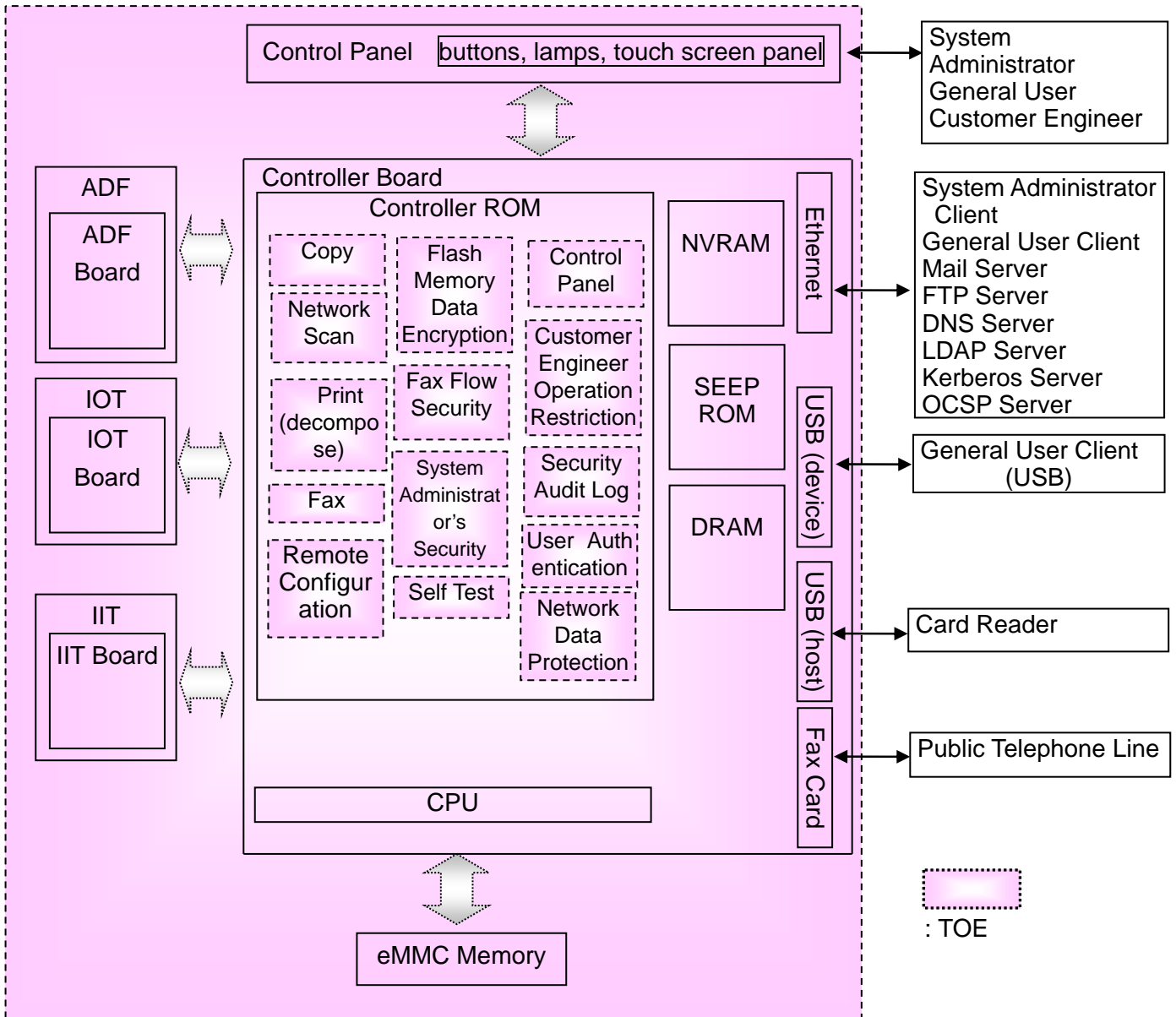


Figure 4: MFD Units and TOE Physical Scope

The MFD consists of the controller board and control panel, IIT, and IOT, ADF, and eMMC Memory.

The controller board is connected to the control panel via the internal interfaces which transmit control data, and the controller board is connected to the IIT board, Fax card, and IOT board via the internal interfaces which transmit document data and control data.

The controller board is a PWB which controls MFD functions of copy, print, network scan, and

fax. The board has a network interface (Ethernet), and local interfaces (USB) and is connected to the IIT board and IOT board.

The control panel is a panel on which buttons, lamps, and a touch screen panel are mounted to use and configure MFD functions of copy, print, network scan, and fax.

The IIT (Image Input Terminal) is a device to scan an original and send its data to the controller board for copy, network scan, and fax functions.

The IOT (Image Output Terminal) is a device to output image data which was sent from the controller board.

The ADF (Auto Document Feeder) is a device to automatically transfer original documents to IIT.

1.4.4. Guidance

The following are the guidance documents for this TOE.

- Dell Color Smart Multifunction Printer S3845cdn User's Guide; November 2016 Rev. A00
(SHA1 Hash value; 97c654af5638909091974d41d620bf0219502074)
- Dell Color Smart Multifunction Printer S3845cdn Security Function Supplementary Guide; March 2018 Rev. A01
(SHA1 Hash value; 12a8edd414e0107185c74c09c0bd0465991975c4)
- Dell Color Smart Multifunction Printer S3845cdn Smart Card Reader Installation and Configuration Guide; January 2017 Rev. A00
(SHA1 Hash value; cf828493cf58ef2469b7870b13ee63f984931cd3)

2. CONFORMANCE CLAIMS

2.1. CC Conformance Claims

This ST and TOE conform to the following evaluation standards for information security (CC):

Common Criteria for Information Technology Security Evaluation

Part 1: Introduction and general model, Version 3.1 Revision 4 Japanese Version 1.0

Part 2: Security functional components, Version 3.1 Revision 4 Japanese Version 1.0

Part 3: Security assurance components, Version 3.1 Revision 4 Japanese Version 1.0

The security functional requirements of this ST conform to CC Part 2.

The security assurance requirements of this ST conform to CC Part 3.

2.2. PP Claims, Package Claims

2.2.1. PP Claims

There is no applicable Protection Profile.

2.2.2. Package Claims

This ST conforms to EAL2.

2.2.3. Conformance Rationale

There is no applicable PP rationale since this ST does not conform to PP.

3. SECURITY PROBLEM DEFINITION

This chapter describes the threats, organizational security policies, and the assumptions for the use of this TOE.

3.1. Threats

3.1.1. Assets Protected by TOE

This TOE protects the following assets (Figure 5):

(1) Right to use MFD functions

The general user's right to use each function of the TOE is assumed as an asset to be protected.

(2) Document data stored for job processing

When a general user uses MFD functions of copy, print, fax, and network scan, the document data are temporarily stored in the eMMC memory for image processing, transmission, and Store Print. The stored data include general user's confidential information and are assumed as assets to be protected.

(3) Used document data

When a general user uses MFD functions of copy, print, fax, and network scan, the document data are temporarily stored in the eMMC memory for image processing, transmission, and Store Print. When the jobs are completed or canceled, only the management information is deleted but the data itself remains. The residual data include general user's confidential information and are assumed as assets to be protected.

(4) Security audit log data

In the function of Security Audit Log, the important events such as device failure, configuration change and user operation are recorded in the eMMC memory based on when and who operated what function. For preventive maintenance and response to the events and detection of unauthorized access, only a system administrator can retrieve the log data stored in MFD by Remote Configuration.

The log data are assumed as assets to be protected.

(5) TOE setting data

A system administrator can set TOE security functions from the MFD control panel or system administrator client by the function of System Administrator's Security Management. The setting data stored in the TOE (see Table 4) can be a threat to other assets if used without authorization and are assumed as assets to be protected.

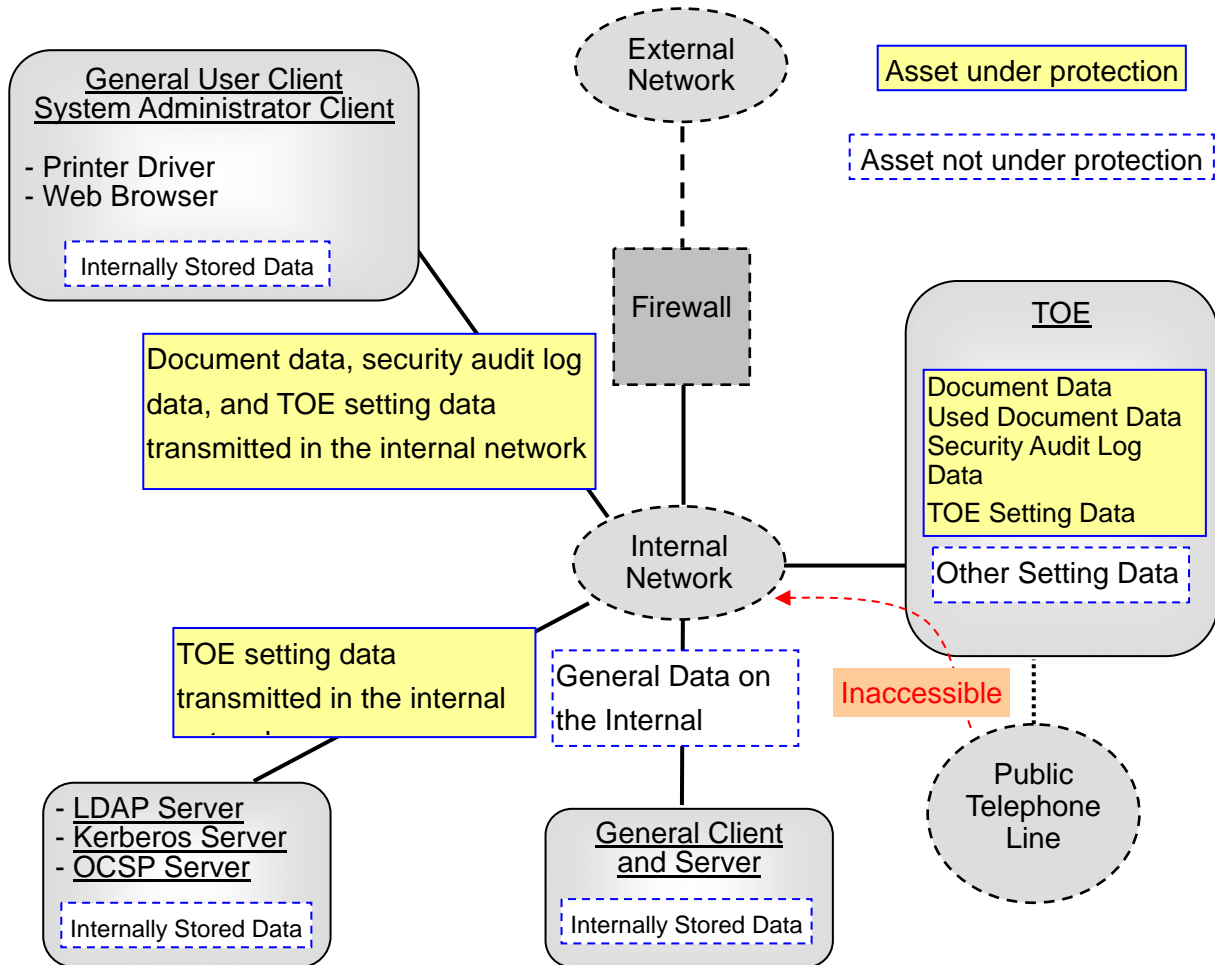


Figure 5: Assets under and not under Protection

Note) The data stored in a general client and server within the internal network and the general data on the internal network are not assumed as assets to be protected. This is because TOE functions prevent the access to the internal network from public telephone line and it cannot be a threat.

Table 4 categorizes the TOE setting data recorded on NVRAM (Include eMMC memory) and SEEPROM of the controller board.

Table 4: Categories of TOE Setting Data

Categories of TOE Setting Data (Note)
Data on minimum password length of user password
Data on password of key operator
Data on ID and password of SA/General user
Data on access denial due to authentication failures of system administrator
Data on Customer Engineer Operation Restriction

Categories of TOE Setting Data (Note)
Data on Internal Network Data Protection
Data on Security Audit Log
Data on user permission
Data on User Authentication
Data on date and time*
Data on Self Test

Note: The setting data other than TOE setting data are also stored on NVRAM (Include eMMC memory) and SEEPROM. Those setting data, however, are not assumed as assets to be protected because they do not engage in TOE security functions.

* However, the present time data are not included.

3.1.2. Threats

Table 5 identifies the threats addressed by the TOE. An attacker is considered to have the disclosed information on TOE operations and low-level attack capability.

Table 5: Threats Addressed by the TOE

Threat (Identifier)	Description
T.CONFDATA	An attacker may access, read, or alter, from control panel or system administrator client, the TOE setting data which only a system administrator is allowed to access.
T.DATA_SEC	An attacker may read or alter document data and security audit log data from the control panel or the web browser without authorization.
T.COMM_TAP	An attacker may intercept or alter document data, security audit log data, and TOE setting data on the internal network.
T.CONSUME	An attacker may access the TOE and use TOE functions without authorization.

3.2. Organizational Security Policies

Table 6 below describes the organizational security policy the TOE must comply with.

Table 6: Organizational Security Policy

Organizational Policy (Identifier)	Description
P.FAX_OPT	TOE shall ensure that the internal network cannot be accessed via public telephone line.
P.VERIFY	The TOE shall execute self-test to verify the integrity of TSF executable code and TSF data.
P.CIPHER	The TOE shall encrypt the document data and the security audit log data in the eMMC memory. (A cryptographic key does not need to be destructed.)

3.3. Assumptions

Table 7 shows the assumptions for the operation and use of this TOE.

Table 7: Assumptions

Assumption (Identifier)	Description
Personnel Confidence	
A.ADMIN	A system administrator shall have the necessary knowledge of TOE security functions to perform the given role of managing the TOE and shall not operate the TOE with malicious intent.
A.USER	TOE users shall be trained and have competence about the TOE operation and precautions according to the policies of their organization and the product guidance.
Protection Mode	
A.SECMODE	A system administrator shall configure and set the TOE properly according to the security policy of organization and the product guidance document to manage the TOE and its external environment.
A.ACCESS	The TOE is located in a restricted or monitored environment that provides protection from unmanaged access to the physical components and data interfaces of the TOE.

4. SECURITY OBJECTIVES

This chapter describes the security objectives for the TOE and for the environment and the rationale.

4.1. Security Objectives for the TOE

Table 8 defines the security objectives to be accomplished by the TOE.

Table 8: Security Objectives for the TOE

Security Objectives(Identifier)	Description
O.AUDITS	The TOE must provide the Security Audit Log function and its log data which are necessary to monitor unauthorized access.
O.CIPHER	The TOE must encrypt the document data and security audit log data to be stored into the eMMC memory.
O.COMM_SEC	The TOE must provide encryption communication function to protect the document data, security audit log data, and TOE setting data on the internal network between TOE and the remote from interception and alteration.
O.FAX_SEC	The TOE must prevent the unauthorized access to the internal network via Fax modem from public telephone line.
O.MANAGE	The TOE must inhibit a general user from accessing the TOE setting data. The TOE allows only the authenticated system administrator to access the system administrator mode which enables him/her to configure the security functions.
O.USER	The TOE must provide the function to identify TOE user and allow only the authorized user to retrieve, and delete the document data and to change the password.
O.RESTRICT	The TOE must inhibit an unauthorized user from using the TOE functions.
O.VERIFY	The TOE must provide self-test function to verify the integrity of TSF executable code and TSF data.

4.2. Security Objectives for the Environment

Table 9 defines the security objectives for the TOE environment.

Table 9: Security Objectives for the Environment

Security Objectives(Identifier)	Description
OE.ADMIN	A system administrator who is assigned by an organization administrator as an appropriate and reliable person for this TOE management and who receives necessary training to manage the TOE.
OE.USER	The system administrator shall ensure that users have competence by training users about the TOE operation and precautions according to the policies of their organization and the product guidance.
OE.SEC	A system administrator shall configure and set the TOE properly according to the security policy of organization and the product guidance document to manage the TOE. In addition, a system administrator shall manage the external IT environment according to the security policy of organization and the product guidance document.
OE.PHYSICAL	The TOE shall be placed in a secure or monitored area that provides protection from unmanaged physical access to the TOE.

4.3. Security Objectives Rationale

The security objectives are established to correspond to the assumptions specified in Security Problem Definition, to counter the threats, or to realize the organizational security policies. Table 10 shows assumptions / threats / organizational security policies and the corresponding security objectives. Moreover, Table 11 shows that each defined security problem is covered by the security objectives.

Table 10: Assumptions / Threats / Organizational Security Policies and the Corresponding Security Objectives

Security Problems \ Security Objectives	A.ADMIN	A.USER	A.SECMODE	A.ACCESS	T.CONFDATA	T.COMM_TAP	T.DATA_SEC	T.CONSUME	P.FAX_OPT	P.VERIFY	P.CIPHER
O.AUDITS					✓		✓				
O.CIPHER											✓
O.COMM_SEC						✓					
O.FAX_SEC									✓		
O.MANAGE					✓		✓				
O.VERIFY										✓	
O.USER					✓		✓				
O.RESTRICT								✓			
OE.ADMIN	✓										
OE.USER		✓									
OE.SEC			✓		✓	✓	✓			✓	✓
OE.PHYSICAL				✓							

Table 11: Security Objectives Rationale for Security Problem

Security Problem	Security Objectives Rationale
A.ADMIN	By satisfying the following objective, A.ADMIN can be realized: By OE.ADMIN, a system administrator is assigned by an organization administrator as an appropriate and reliable person for this TOE management, and receives necessary training to manage the TOE and performs the TOE management according to the guidance.
A.USER	By satisfying the following objective, A.USER can be realized: By OE.USER, a system administrator trains users about the TOE operation and precautions according to the policies of their organization and the product guidance, and users have competence.
A.SECMODE	By satisfying the following objectives, A.SECMODE can be realized: By OE.SEC, a system administrator shall configure and set the TOE properly according to the security policy of organization and

Security Problem	Security Objectives Rationale
	<p>the product guidance document to manage the TOE.</p> <p>In addition, a system administrator shall manage the external IT environment according to the security policy of organization and the product guidance document.</p>
A.ACCESS	<p>By satisfying the following objective, A.ACCESS can be realized: By OE.PHYSICAL, a system administrator places the TOE in a secure or monitored area that provides protection from unmanaged physical access to the TOE.</p>
T.CONFDATA	<p>By satisfying the following objective, T.CONFDATA can be countered:</p> <p>By OE.SEC, it is necessary to enable the security functions (i.e. User Authentication with Password, System Administrator Password, Access Denial due to Authentication Failures, Customer Engineer Operation Restriction, and Security Audit Log) and permits only the authenticated system administrator to change the TOE setting data. In addition, it is necessary to manage the external IT environment according to the security policy of organization and the product guidance document.</p> <p>To be specific, this threat can be countered by the following security objectives, O.MANAGE, O.USER, and O.AUDITS:</p> <p>By O.MANAGE, only the authenticated system administrator is allowed to enable/disable the TOE security functions and to refer to / update the TOE setting data.</p> <p>By O.USER, only the authorized user is allowed to change the password.</p> <p>By O.AUDITS, the audit log function necessary to monitor unauthorized access and the security audit log data are provided.</p>
T.CONSUME	<p>By satisfying the following objective, T.CONSUME can be countered.</p> <p>By O.RESTRICT, the access to the TOE can be controlled.</p>
T.COMM_TAP	<p>By satisfying the following objectives, T.COMM_TAP can be countered.</p> <p>By OE.SEC, the document data, security audit log data, and TOE setting data on the internal network can be protected from interception.</p> <p>By O.COMM_SEC, the client/server authentication function of encryption communication protocol allows only the authorized user to send/receive the communication data. Encrypting communication data with encryption function also disables the interception and alteration of the internal network data (incl.</p>

Security Problem	Security Objectives Rationale
T.DATA_SEC	<p>document data, security audit log data, and TOE setting data).</p> <p>By satisfying the following objectives, T.DATA_SEC can be countered.</p> <p>By OE.SEC, it is necessary to enable the following passwords, user authentication function, and security audit log function: User Password, System Administrator Password, Local Authentication or Remote Authentication, Security Audit Log. Then, only the authenticated user is allowed to access the security audit log data and document data. In addition, it is necessary to manage the external IT environment according to the security policy of organization and the product guidance document.</p> <p>By O.USER, only the authenticated user is allowed to read out or delete the document data and security audit log data stored in the eMMC memory.</p> <p>By O.MANAGE, only the authenticated system administrator is allowed to configure the TOE security functions.</p> <p>By O.AUDITS, the audit log function necessary to monitor unauthorized access and the security audit log data are provided.</p>
P.FAX_OPT	<p>By satisfying the following objectives, O.FAX_SEC can be countered.</p> <p>By O.FAX_SEC, the access to the internal network via public telephone line is disabled. This realizes P.FAX_OPT.</p> <p>Since the data received from public telephone line are not sent to the internal network, the internal network cannot be accessed.</p>
P. VERIFY	<p>By satisfying the following objectives, P.VERIFY can be observed.</p> <p>By OE.SEC, it is necessary to enable the following security function, and execute self-test to verify the integrity of TSF executable code and TSF data.</p> <p>-Self Test</p> <p>The TOE can execute the self test function to verify the integrity of TSF executable code and TSF data.</p>
P.CIPHER	<p>By satisfying the following objective, O.CIPHER can be countered.</p> <p>-Flash Memory Data Encryption</p> <p>This function makes unauthorized reading of document data or security audit log data impossible by encrypting the document data or security audit log data stored in the eMMC memory.</p> <p>By satisfying this policy, P.CIPHER can be observed.</p>

5. EXTENDED COMPONENTS DEFINITION

5.1. Extended Components

This ST conforms to CC Part 2 and CC Part 3, and there are no extended components which shall be defined.

6. SECURITY REQUIREMENTS

This chapter describes the security functional requirements, security assurance requirements, and security requirement rationale.

The terms and phrases used in this chapter are defined below.

- Subject

Term/phrase	Definition
System Administrator Process	Operation upon using Faxbox and Store Print when the user authentication of System Administrator succeeded.
General User Process	Operation upon using Store Print when the user authentication of general user succeeded.
Receiving information from public telephone line	To receive the document data from the sender's machine via public telephone line, as receiving fax data.
Sending information to public telephone line	To send the document data to the destination via public telephone line according to the general user's instruction from the control panel or client PC, as sending fax data.
Sending information to the internal network	To send the Network Scan data to the destination, a client PC, within the internal network.
Receiving information from the internal network.	To receive the print data from a client PC, within the internal network.

- Object

Term/phrase	Definition
Faxbox	A logical box created in the MFD eMMC memory. Faxbox can store the document data received via fax.
Store Print	A print function in which bitmap data (decomposed print data) are temporarily stored in the MFD eMMC memory and then printed out according to the authenticated general user's instruction from the control panel.
Document data	Document data means all the data including image data transmitted across the MFD when any of copy, print, network scan or fax functions is operated by a general user.
Security Audit Log Data	The chronologically recorded data of important events of the TOE. The events such as device

	failure, configuration change, and user operation are recorded based on when and who caused what event and its result.
--	--

- Operation

Term/phrase	Definition
Delivery	MFD receives the data from public telephone line for fax function.
Modify of behavior	To change the settings of the following information: User Authentication (Local, Remote) Internal Network Data Protection (Certificate and encryption type)
Modify	Changes of TSF data and security attributes (user identifier).

- Data

Term/phrase	Definition
Data on public telephone line Fax data	The data which flow on public telephone line for fax communication.

- Security attributes

Term/phrase	Definition
General User role	Indicates the authority required for general user to use the TOE.
System Administrator role	Indicates the authority required for System Administrator to use the TOE.
SA role	Indicates the authority required for SA to use the TOE.
Key Operator role	Indicates the authority required for key operator to use the TOE.
General User identifier	User ID used to authenticate and identify general user.
SA identifier	User ID used to authenticate and identify SA.
Key Operator identifier	User ID used to authenticate and identify key operator.
Owner identifier of Store Print	User ID of the user who sent a Store Print job.

- Entity outside the TOE

Term/phrase	Definition
System Administrator	This term covers both key operator and SA.
Key Operator	An authorized user who manages MFD

	maintenance and makes TOE security function settings.
System Administrator Privilege (SA)	The user(s) who manage MFD maintenance and configure TOE security functions. SA can be created/registered by key operator or the other SA who is already registered.
General User	Any person who uses copy, network scan, fax, and print functions of MFD.

- Other terminology

Term/phrase	Definition
SHA-2 algorithm	The FIPS-standard cryptographic hash function used for generation of a cryptographic key of eMMC Memory data.
AES	The FIPS-standard encryption algorithm used for encryption/decryption of eMMC memory data.
Access denial due to authentication failure of system administrator ID	When the number of unsuccessful authentication attempts has exceeded the specified number of times, Identification and authentication of relevant user is inhibited until the TOE is cycled.
Data on minimum user password length	Minimum user password length to set the User password from MFD control panel. Included in the TOE setting data.
Data on ID of key operator	ID data for key operator authentication.
Data on password of key operator	Password data for key operator authentication. Included in the TOE setting data.
Data on ID of SA	ID data for SA authentication. Included in the TOE setting data.
Data on password of SA	Password data for SA authentication. Included in the TOE setting data.
Data on ID of General User	ID data for general user authentication. Included in the TOE setting data.
Data on password of General User	Password data for general user authentication. Included in the TOE setting data.
Data on access denial due to authentication failures of system administrator	The data on whether to enable/disable access denial due to authentication failure of system administrator ID. They also incorporate the data on the allowable number of the failures before access denial. Included in the TOE setting data.

Data on Security Audit Log	The data on whether to enable/disable the function to trace/ record the important events of the TOE such as device failure, configuration change, and user operation, based on when and who operated what function.
Data on User Authentication	The data on whether to enable/disable the authentication function using the data on user authentication when copy, network scan, fax, and print functions of MFD are used. It also incorporates the data on the setting. Included in the TOE setting data.
Data on User Permission	The data on authority of U.NORMAL. Included in the TOE setting data.
Data on Internal Network Data Protection	The data on whether to enable/disable the general encryption communication protocols to protect the communication data on the internal network such as document data, security audit log data, and TOE setting data. They also incorporate the data on the setting. Included in the TOE setting data.
Data on Customer Engineer Operation Restriction	The data on whether to enable/disable Customer Engineer Operation Restriction. Included in the TOE setting data.
Data on date and time	The data on the time zone / summer time information / present date and time.. Included in the TOE setting data.
Data on Self Test	The data on whether to enable/disable the functions related to Self Test. Included in the TOE setting data.
Public telephone line	The line/network on which the data flow for fax communication.
System Administrator mode	An operation mode that enables a system administrator to refer to and rewrite TOE setting for device operation and that for security functions according to the operational environment. This mode is distinguished from the operation mode that enables a general user to use the MFD functions.

Certificate	Defined in the X.509 which is recommended by ITU-T. The data for user authentication (name, identification name, organization where he/she belongs to, etc.), public key, expiry date, serial number, signature, etc.
Printer driver	Software to convert the data on a general user client into print data written in page description language (PDL), a readable format for MFD. Used on the user client.

6.1. Security Functional Requirements

Security functional requirements which the TOE offers are described below. The security functional requirements are based on the class and component which are specified by the [CC part 2].

6.1.1. Class FAU: Security audit

FAU_GEN.1 Audit data generation

Hierarchical to: No other components.

Dependencies: FPT_STM.1 Reliable time stamps

FAU_GEN.1.1 The TSF shall be able to generate an audit record of the following auditable events:

- a) Start-up and shutdown of the audit functions;
- b) All auditable events for the [selection, choose one of: minimum, basic, detailed, not specified] level of audit; and
- c) [assignment: other specifically defined auditable events].

[selection, choose one of: minimum, basic, detailed, not specified]
- *not specified*

[assignment: other specifically defined auditable events]
- *the actions to be audited (defined by CC) and the corresponding auditable events (events to be recorded as execution log) of TOE. Shown in Table 12*

Table 12: Auditable Events of TOE and Individually Defined Auditable Events

Functional Requirements	Actions to be audited (defined by CC)	Auditable events of TOE
FAU_GEN.1	None	-
FAU_SAR.1	a) Basic: Reading of information from the audit records.	<i>Basic: Successful download of security audit log data.</i>
FAU_SAR.2	a) Basic: Unsuccessful attempts to read information from the audit records.	<i>Basic: Unsuccessful download of security audit log data.</i>
FAU_STG.1	None	-
FAU_STG.4	a) Basic: Actions taken due to the audit storage failure.	<i>None</i>
FCS_CKM.1	a) Minimal: Success and failure of the activity. b) Basic: The object attribute(s), and object	<i>None</i>

Dell S3845cdn Security Target

	value(s) excluding any sensitive information (e.g. secret or private keys).	
FCS_COP.1	a) Minimal: Success and failure, and the type of cryptographic operation. b) Basic: Any applicable cryptographic mode(s) of operation, subject attributes and object attributes.	<i>None</i>
FDP_ACC.1	None	-
FDP_ACF.1	a) Minimal: Successful requests to perform an operation on an object covered by the SFP. b) Basic: All requests to perform an operation on an object covered by the SFP. c) Detailed: The specific security attributes used in making an access check.	<i>Basic: User name, job information, and success/failure regarding access to Faxbox and execution of Store Print.</i>
FDP_IFC.1	None	-
FDP_IFF.1	a) Minimal: Decisions to permit requested information flows. b) Basic: All decisions on requests for information flow. c) Detailed: The specific security attributes used in making an information flow enforcement decision. d) Detailed: Some specific subsets of the information that has flowed based upon policy goals (e.g. auditing of downgraded material).	<i>None</i>
FIA_AFL.1	a) Minimal: the reaching of the threshold for the unsuccessful authentication attempts and the actions (e.g. disabling of a terminal) taken and the subsequent, if appropriate, restoration to the normal state (e.g. re-enabling of a terminal).	<i><Minimal> Authentication lock of system administrator Authentication failure</i>
FIA_ATD.1	None	-
FIA_SOS.1	a) Minimal: Rejection by the TSF of any tested secret; b) Basic: Rejection or acceptance by the TSF of any tested secret; c) Detailed: Identification of any changes to the defined quality metrics	<i><Individually defined auditable events> Registration of user and changes in user registration data (password)</i>

FIA_UAU.1	<p>a) Minimal: Unsuccessful use of the authentication mechanism;</p> <p>b) Basic: All use of the authentication mechanism.</p> <p>c) Detailed: All TSF mediated actions performed before authentication of the user.</p>	<p>< Basic > Success/failure of authentication</p>
FIA_UAU.7	None	-
FIA_UID.1	<p>a) Minimal: Unsuccessful use of the user identification mechanism, including the user identity provided;</p> <p>b) Basic: All use of the user identification mechanism, including the user identity provided.</p>	<p>< Basic > Success/failure of authentication</p>
FIA_USB.1	<p>a) Minimal: Unsuccessful binding of user security attributes to a subject (e.g. creation of a subject).</p> <p>b) Basic: Success and failure of binding of user security attributes to a subject (e.g. success or failure to create a subject).</p>	<p>< Basic > Registration of system administrator, and changes in user registration data (role)</p>
FMT_MOF.1	a) Basic: All modifications in the behavior of the functions in the TSF.	<p><Basic> Changes in security function configuration.</p>
FMT_MSA.1	a) Basic: All modifications of the values of security attributes.	<p><Basic> User name, job information, and success/failure regarding access to Faxbox and execution of Store Print.</p>
FMT_MSA.3	<p>a) Basic: Modifications of the default setting of permissive or restrictive rules.</p> <p>b) Basic: All modifications of the initial values of security attributes.</p>	None
FMT_MTD.1.	a) Basic: All modifications to the values of TSF data.	<p><Individually defined auditable events> Changes in registration data (password) of system administrator, and in the setting of security functions.</p>

FMT_SMF.1	a) Minimal: Use of the management functions.	< Minimal > Access to system administrator mode
FMT_SMR.1	a) Minimal: modifications to the group of users that are part of a role; b) Detailed: every use of the rights of a role.	<Minimal> Registration of system administrator, changes in user registration data (role), and deletion of system administrator
FPT_STM.1	a) Minimal: changes to the time; b) Detailed: providing a timestamp.	<Minimal> Changes in time setting.
FPT_TST.1	a) Minimal: Termination of an interactive session by the session locking mechanism.	<Basic> Execution of Self Test and the test result
FTP_ITC.1	a) Minimal: Failure of the trusted channel functions. b) Minimal: Identification of the initiator and target of failed trusted channel functions. c) Basic: All attempted uses of the trusted channel functions. d) Basic: Identification of the initiator and target of all trusted channel functions.	<Minimal> Failure of the trusted Communication within a specified period of time, and client host data (host name or IP address)

FAU_GEN.1.2 The TSF shall record within each audit record at least the following information:

- a) Date and time of the event, type of event, subject identity (if applicable), and the outcome (success or failure) of the event; and
- b) For each audit event type, based on the auditable event definitions of the functional components included in the PP/ST, [assignment: other audit relevant information].

[assignment: other audit relevant information].

- none

FAU_SAR.1: Audit review

Hierarchical to: No other components.

Dependencies: FAU_GEN.1 Audit data generation

FAU_SAR.1.1	The TSF shall provide [assignment: authorized users] with the capability to read [assignment: list of audit information] from the audit records.
FAU_SAR.1.2	The TSF shall provide the audit records in a manner suitable for the user to interpret the information. [assignment: authorized users] - <i>system administrator</i> [assignment: list of audit information] - <i>all log information</i>
FAU_SAR.1.2	The TSF shall provide the audit records in a manner suitable for the user to interpret the information.
FAU_SAR.2	Restricted audit review
Hierarchical to:	No other components.
Dependencies:	FAU_SAR.1 Audit review
FAU_SAR.2.1	The TSF shall prohibit all users read access to the audit records, except those users that have been granted explicit read-access.
FAU_STG.1	Protected audit trail storage
Hierarchical to:	No other components.
Dependencies:	FAU_GEN.1 Audit data generation
FAU_STG.1.1	The TSF shall protect the stored audit records in the audit trail from unauthorized deletion.
FAU_STG.1.2	The TSF shall be able to [selection, choose one of: prevent, detect] unauthorized modifications to the stored audit records in the audit trail. [selection, choose one of: prevent, detect] - <i>prevent</i>
FAU_STG.4	Prevention of audit data loss
Hierarchical to:	FAU_STG.3 Action in case of possible audit data loss
Dependencies:	FAU_STG.1 Protected audit trail storage
FAU_STG.4.1	The TSF shall [selection, choose one of: "ignore audited events", "prevent audited events, except those taken by the authorized user

with special rights”, “overwrite the oldest stored audit records”) and [assignment: other actions to be taken in case of audit storage failure] if the audit trail is full.

[selection, choose one of: “ignore audited events”, “prevent audited events, except those taken by the authorized user with special rights”, “overwrite the oldest stored audit records”]

- *overwrite the oldest stored audit records*

[assignment: other actions to be taken in case of audit storage failure]

- *no other actions to be taken*

6.1.2. Class FCS:	Cryptographic support
FCS_CKM.1	Cryptographic key generation
Hierarchical to:	No other components
Dependencies:	[FCS_CKM.2 Cryptographic key distribution, or FCS_COP.1 Cryptographic operation] FCS_CKM.4 Cryptographic key destruction
FCS_CKM.1.1	TSF shall generate cryptographic keys in accordance with a specified cryptographic key generation algorithm [assignment: cryptographic key generation algorithm] and specified cryptographic key sizes [assignment: cryptographic key sizes] that meet the following: [assignment: list of standards]. [assignment: list of standards] - <i>FIPS PUB 180-2</i> [assignment: cryptographic key generation algorithm] - <i>SHA-2</i> algorithm [assignment: cryptographic key sizes] - <i>256bits</i>
FCS_COP.1	Cryptographic operation
Hierarchical to:	No other components
Dependencies:	[FDP_ITC.1 Import of user data without security attributes, or FDP_ITC.2 Import of user data with security attributes, or FCS_CKM.1 Cryptographic key generation] FCS_CKM.4 Cryptographic key destruction
FCS_COP.1.1	The TSF shall perform [assignment: list of cryptographic operations] in accordance with a specified cryptographic algorithm

[assignment: cryptographic algorithm] and cryptographic key sizes
 [assignment: cryptographic key sizes] that meet the following:
 [assignment: list of standards].

[assignment: list of standards]

- *FIPS PUB 197*

[assignment: cryptographic algorithm]

- *AES*

[assignment: cryptographic key sizes]

- *256bits*

[assignment: list of cryptographic operations]

- *encryption of the document data and security audit log data to be stored in the eMMC memory and decryption of the document data and security audit log data retrieved from the eMMC memory.*

6.1.3. Class FDP: User data protection

FDP_ACC.1 Subset access control

Hierarchical to: No other components.

Dependencies: FDP_ACF.1 Security attribute based access control

FDP_ACC.1.1 The TSF shall enforce the [assignment: access control SFP] on [assignment: list of subjects, objects, and operations among subjects and objects covered by the SFP].

[assignment: access control SFP]

- *MFD access control SFP*

[assignment: list of subjects, objects, and operations among subjects and objects covered by the SFP].

- *subjects, objects, and operations between subjects and objects listed in Table 13*

Table 13: Operations between Subjects and Objects Covered by MFD Access Control SFP

Subject	Object	Operation
<i>System Administrator process</i>	<i>Faxbox</i>	<i>Print of document data</i>
<i>System Administrator process General User Process</i>	<i>Store Print</i>	<i>Deletion of document data Print of document data</i>

- FDP_ACF.1 Security attribute based access control
 Hierarchical to: No other components.
 Dependencies: FDP_ACC.1 Subset access control
 FMT_MSA.3 Static attribute initialization
- FDP_ACF.1.1 The TSF shall enforce the [assignment: access control SFP] to objects based on the following: [assignment: list of subjects and objects controlled under the indicated SFP, and for each, the SFP-relevant security attributes, or named groups of SFP-relevant security attributes].
- [assignment: access control SFP]
 - *MFD access control SFP*
- [assignment: list of subjects and objects controlled under the indicated SFP, and for each, the SFP-relevant security attributes, or named groups of SFP-relevant security attributes].
 - *General user identifier corresponding to the general user process, System Administrator identifier corresponding to the System Administrator process*
 - *Owner identifier of Store Print*
- FDP_ACF.1.2 The TSF shall enforce the following rules to determine if an operation among controlled subjects and controlled objects is allowed: [assignment: rules governing access among controlled subjects and controlled objects using controlled operations on controlled objects].
- [assignment: rules governing access among controlled subjects and controlled objects using controlled operations on controlled objects].
 - *the rules, shown in Table 14, for controlling the access among controlled subjects using the controlled operations on the controlled objects*

Table 14: Rules for Access Control

<i>Rules for Faxbox Operation in the General User Process</i>
<i>-In the General User process, the Faxbox operation is not permitted.</i>
<i>Rules for Store Print Operation in the General User Process and System Administrator Process</i>
<i>- Deletion and print of document data</i>

When the general user identifier and System Administrator identifier of the general user process and System Administrator process match the owner identifier of Store Print, print and deletion of the document data inside are allowed. When the document data are deleted, the corresponding Store Print area is also deleted.

FDP_ACF.1.3 The TSF shall explicitly authorize access of subjects to objects based on the following additional rules: [assignment: rules, based on security attributes, that explicitly authorize access of subjects to objects].

[assignment: rules, based on security attributes, that explicitly authorise access of subjects to objects].

- the rules, shown in Table 15, for explicitly authorizing access of the subject to an object based on security attributes.

Table 15: Rules for Explicit Access Authorization

<i>Rule for Faxbox Operation in the System Administrator Process</i>
<i>-In the System Administrator process, printing of the document data stored in the Faxbox is allowed.</i>
<i>-Deletion of the document data stored in the Faxbox is not permitted.</i>

FDP_ACF.1.4 The TSF shall explicitly deny access of subjects to objects based on the following additional rules [assignment: rules, based on security attributes, that explicitly deny access of subjects to objects].

[assignment: rules, based on security attributes, that explicitly deny access of subjects to objects].

- no rules that explicitly deny the access

FDP_IFC.1 Subset information flow control
 Hierarchical to: No other components
 Dependencies: FDP_IFF.1 Simple security attributes

FDP_IFC.1.1 The TSF shall enforce the [assignment: information flow control SFP] on [assignment: list of subjects, information, and operations that cause controlled information to flow to and from controlled subjects covered by the SFP].

[assignment: list of subjects, information, and operations that cause controlled information to flow to and from controlled subjects

covered by the SFP]

- subjects, information, and operations that cause the information to flow, which are listed in Table 16.

Table 16: Subjects, Information, and Operations that cause the information to flow

Subject	Information	Operation
<i>Receiving information from public telephone line</i> <i>Sending information to the internal network</i>	<i>Data on public telephone line</i>	<i>Delivery</i>

[assignment: information flow control SFP]

- Fax information flow control SFP

FDP_IFF.1 Simple security attributes
 Hierarchical to: No other components
 Dependencies: FDP_IFC.1 Subset information flow control
 FMT_MSA.3 Static attribute initialization

FDP_IFF.1.1 The TSF shall enforce the [assignment: information flow control SFP] based on the following types of subject and information security attributes: [assignment: list of subjects and information controlled under the indicated SFP, and for each, the security attributes].

[assignment: information flow control SFP]

- Fax information flow control SFP

[assignment: list of subjects and information controlled under the indicated SFP, and for each, the security attributes]

- none.

(Sending information to public telephone line, receiving information from the internal network, and the corresponding data on the public telephone line are not controlled under the Fax information flow control SFP).

FDP_IFF.1.2 The TSF shall permit an information flow between a controlled subject and controlled information via a controlled operation if the following rules hold: [assignment: for each operation, the security attribute-based relationship that must hold between subject and information security attributes].

[assignment: for each operation, the security attribute-based

relationship that must hold between subject and information security attributes]

- *the data received from public telephone line must not be sent to the internal network at any case*

FDP_IFF.1.3 The TSF shall enforce the [assignment: additional information flow control SFP rules].

[assignment: additional information flow control SFP rules]

- *none.*

FDP_IFF.1.4 The TSF shall explicitly authorize an information flow based on the following rules: [assignment: rules, based on security attributes, that explicitly authorize information flows].

[assignment: rules, based on security attributes, that explicitly authorize information flows]

- *none.*

FDP_IFF.1.5 The TSF shall explicitly deny an information flow based on the following rules: [assignment: rules, based on security attributes, that explicitly deny information flows].

[assignment: rules, based on security attributes, that explicitly deny information flows].

- *none.*

6.1.4. Class FIA: Identification and authentication

FIA_AFL.1 (1) Authentication failure handling

Hierarchical to: No other components

Dependencies: FIA_UAU.1 Timing of authentication

FIA_AFL.1.1 (1) The TSF shall detect when [selection: [assignment: positive integer number], an administrator configurable positive integer within [assignment: range of acceptable values]] unsuccessful authentication attempts occur related to [assignment: list of authentication events].

[assignment: list of authentication events]

- *key operator authentication*

[selection: [assignment: positive integer number] , an administrator

configurable positive integer within [assignment: range of acceptable values]

- [assignment: positive integer number]

[assignment: positive integer number]

- 5

FIA_AFL.1.2 (1) When the defined number of unsuccessful authentication attempts has been [selection: met, surpassed], the TSF shall [assignment: list of actions].

[selection: met, surpassed]

- *met*

[assignment: list of actions]

- *Identification and authentication of key operator is inhibited until TOE is cycled*

FIA_AFL.1(2) Authentication failure handling

Hierarchical to: No other components

Dependencies: FIA_UAU.1 Timing of authentication

FIA_AFL.1.1 (2) The TSF shall detect when [selection: [assignment: positive integer number], an administrator configurable positive integer within [assignment: range of acceptable values]] unsuccessful authentication attempts occur related to [assignment: list of authentication events].

[assignment: list of authentication events]

- *SA authentication (with local authentication)*

[selection: [assignment: positive integer number] , an administrator configurable positive integer within [assignment: range of acceptable values]

- [assignment: positive integer number]

[assignment: positive integer number]

- 5

FIA_AFL.1.2 (2) When the defined number of unsuccessful authentication attempts has been [selection: met, surpassed], the TSF shall [assignment: list of actions].

[selection: met, surpassed]

- *met*

[assignment: list of actions]

- Identification and authentication of relevant user is inhibited until TOE is cycled.

FIA_ATD.1 User attribute definition

Hierarchical to: No other components.

Dependencies: No dependencies.

FIA_ATD.1.1 The TSF shall maintain the following list of security attributes belonging to individual users: [assignment: list of security attributes].

[assignment: list of security attributes].

- Key Operator role

- SA role

- General User role

FIA_SOS.1 Verification of secrets

Hierarchical to: No other components.

Dependencies: No dependencies.

FIA_SOS.1.1 The TSF shall provide a mechanism to verify that secrets (user password when local authentication is used) meet [assignment: a defined quality metric].

[assignment: a defined quality metric].

- Password length is restricted to 9 or more characters

FIA_UAU.1 Timing of authentication

Hierarchical to: No other components

Dependencies: FIA_UID.1 Timing of identification

FIA_UAU.1.1 The TSF shall allow [assignment: list of TSF mediated actions] on behalf of the user to be performed before the user is authenticated.

[assignment: list of TSF mediated actions]

- data receive from public telephone line

FIA_UAU.1.2 The TSF shall require each user to be successfully authenticated before allowing any other TSF-mediated actions on behalf of that user.

FIA_UAU.7 Protected authentication feedback

Hierarchical to:	No other components
Dependencies:	FIA_UAU.1 Timing of authentication
FIA_UAU.7.1	The TSF shall provide only [assignment: list of feedback] to the user while the authentication is in progress. [assignment: list of feedback] <i>- display of asterisks (“**”) to hide the entered password characters</i>
FIA_UID.1	Timing of identification
Hierarchical to:	No other components.
Dependencies:	No dependencies
FIA_UID.1.1	The TSF shall allow [assignment: list of TSF-mediated actions] on behalf of the user to be performed before the user is identified. [assignment: list of TSF-mediated actions] <i>- fax receive from public telephone line</i>
FIA_UID.1.2	The TSF shall require each user to be successfully identified before allowing any other TSF-mediated actions on behalf of that user.
FIA_USB.1	User-subject binding Hierarchical to: No other components.
Dependencies:	FIA_ATD.1 User attribute definition
FIA_USB.1.1	The TSF shall associate the following user security attributes with subjects acting on the behalf of that user: [assignment: list of user security attributes]. [assignment: list of user security attributes]. <i>- Key Operator role</i> <i>- SA role</i> <i>- General User role</i>
FIA_USB.1.2	The TSF shall enforce the following rules on the initial association of user security attributes with subjects acting on the behalf of users: [assignment: rules for the initial association of attributes]. [assignment: rules for the initial association of attributes]. <i>- none</i>

FIA_USB.1.3 The TSF shall enforce the following rules governing changes to the user security attributes associated with subjects acting on the behalf of users: [assignment: rules for the changing of attributes].

[assignment: rules for the changing of attributes].

- none

6.1.5. Class FMT: Security management

FMT_MOF.1 Management of security functions behavior

Hierarchical to: No other components

Dependencies: FMT_SMR.1 Security roles
FMT_SMF.1 Specification of Management Functions

FMT_MOF.1.1 The TSF shall restrict the ability to [selection: determine the behavior of, disable, enable, modify the behavior of] the functions [assignment: list of functions] to [assignment: the authorized identified roles].

[selection: determine the behavior of, disable, enable, modify the behavior of]

- *enable, disable, or modify the behavior of*

[assignment: list of functions]

- *for security listed in Table 17*

[assignment: the authorized identified roles]

- *the roles listed in Table 17*

Table 17: List of Security Functions

Security Functions	Operations	Roles
<i>Access denial due to authentication failure of system administrator ID</i>	<i>enable, disable</i>	<i>System Administrator</i>
<i>User Authentication</i>	<i>enable, disable, modify</i>	<i>System Administrator</i>
<i>Security Audit Log</i>	<i>enable, disable</i>	<i>System Administrator</i>
<i>Internal Network Data Protection</i>	<i>enable, disable, modify</i>	<i>System Administrator</i>
<i>Customer Engineer Operation Restriction</i>	<i>enable, disable</i>	<i>System Administrator</i>
<i>Self Test</i>	<i>enable, disable</i>	<i>System Administrator</i>

FMT_MSA.1 Management of security attributes
 Hierarchical to: No other components.
 Dependencies: [FDP_ACC.1 Subset access control, or
 FDP_IFC.1 Subset information flow control]
 FMT_SMR.1 Security roles
 FMT_SMF.1 Specification of Management Functions

FMT_MSA.1.1 The TSF shall enforce the [assignment: access control SFP(s),
 information flow control SFP(s)] to restrict the ability to [selection:
 change default, query, modify, delete, [assignment: other
 operations]] the security attributes [assignment: list of security
 attributes] to [assignment: the authorized identified roles].

[assignment: access control SFP(s), information flow control
 SFP(s)]

- *MFD access control SFP*

[selection: change default, query, modify, delete, [assignment:
 other operations]]

- *query, modify, delete, [assignment: other operations]*

[assignment: other operations]

- *create*

[assignment: list of security attributes]

- *user identifier and Store Print owner identifier*

[assignment: the authorized identified roles].

- *the operations and roles listed in Table 18*

Table 18: Security Attributes and Authorized Roles

Security Attribute	Operations	Roles
<i>Key operator identifier</i>	<i>query</i>	<i>System Administrator</i>
<i>SA identifier (with local authentication only)</i>	<i>query, delete, create</i>	<i>System Administrator</i>
<i>General user identifier (with local authentication only)</i>	<i>query, delete, create</i>	<i>System Administrator</i>
<i>Store Print owner identifier</i>	<i>query, delete, create</i>	<i>System Administrator General user</i>

FMT_MSA.3 Static attribute initialization
 Hierarchical to: No other components.
 Dependencies: FMT_MSA.1 Management of security attributes

FMT_SMR.1 Security roles

FMT_MSA.3.1 The TSF shall enforce the [assignment: access control SFP, information flow control SFP] to provide [selection, choose one of: restrictive, permissive, [assignment: other property]] default values for security attributes that are used to enforce the SFP.

[assignment: access control SFP, information flow control SFP]

- *MFD access control SFP*

[selection, choose one of: restrictive, permissive, [assignment: other property]]

- *[assignment: other property]*

- *Initialization property in Table 19*

Table 19 Initialization property

Object	Security Attributes	Default
<i>store print</i>	<i>Owner identifier of store print</i>	<i>Creator's user identifier and available user identifier</i>

FMT_MSA.3.2 The TSF shall allow the [assignment: the authorized identified roles] to specify alternative initial values to override the default values when an object or information is created.

[assignment: the authorized identified roles]

- *none*

FMT_MTD.1 Management of TSF data

Hierarchical to: No other components

Dependencies: FMT_SMR.1 Security roles

FMT_SMF.1 Specification of Management Functions

FMT_MTD.1.1 The TSF shall restrict the ability to [selection: change default, query, modify, delete, clear, [assignment: other operations]] the [assignment: list of TSF data] to [assignment: the authorized identified roles].

[selection: change default, query, modify, delete, clear,

[assignment: other operations]]

- *query, modify, delete*

[assignment: other operations]]

- create

[assignment: list of TSF data]

- TSF data listed in Table 19

[assignment: the authorized identified roles].

- the roles listed in Table 20

Table 20: Operation of TSF Data

TSF Data	Operations	Roles
<i>Data on key operator Password</i>	<i>modify</i>	<i>Key operator</i>
<i>Data on SA ID (with local authentication only)</i>	<i>query, delete, create</i>	<i>System Administrator</i>
<i>Data on SA Password (with local authentication only)</i>	<i>modify</i>	<i>System Administrator</i>
<i>Data on General user ID (with local authentication only)</i>	<i>query, delete, create</i>	<i>System Administrator</i>
<i>Data on General user Password (with local authentication only)</i>	<i>modify</i>	<i>System Administrator General user</i>
<i>Data on User Authentication</i>	<i>query, modify</i>	<i>System Administrator</i>
<i>Data on minimum password length of user password (with local authentication only)</i>	<i>query, modify</i>	<i>System Administrator</i>
<i>Data on User permission</i>	<i>query, modify</i>	<i>System Administrator</i>
<i>Data on Access denial due to authentication failure of system administrator</i>	<i>query, modify</i>	<i>System Administrator</i>
<i>Data on Security Audit Log</i>	<i>query, modify</i>	<i>System Administrator</i>
<i>Data on Internal Network Data Protection</i>	<i>query, modify, delete</i>	<i>System Administrator</i>
<i>Data on Customer Engineer Operation Restriction</i>	<i>query, modify</i>	<i>System Administrator</i>
<i>Data on date and time</i>	<i>query, modify</i>	<i>System Administrator</i>
<i>Data on Self Test</i>	<i>query, modify</i>	<i>System Administrator</i>

FMT_SMF.1 Specification of Management Functions

Hierarchical to: No other components

Dependencies: No dependencies

FMT_SMF.1.1 The TSF shall be capable of performing the following management functions: [assignment: list of management functions to be provided by the TSF].

[assignment: list of management functions to be provided by the TSF]

- Security Management Functions listed in Table 21

Table 21: Security Management Functions Provided by TSF

Functional requirements	Management items defined by CC	Management functions of TOE
FAU_GEN.1	There are no management activities foreseen.	<i>Management of data on Security Audit Log settings</i>
FAU_SAR.1	a) maintenance (deletion, modification, addition) of the group of users with read access right to the audit records.	<i>Management of data on key operator (password) Management of data on SA (ID and password) (with local authentication only)</i>
FAU_SAR.2	None	-
FAU_STG.1	None	-
FAU_STG.4	a) maintenance (deletion, modification, addition) of actions to be taken in case of audit storage failure.	<i>None Reason: The control parameter of audit log is fixed and is not managed.</i>
FCS_CKM.1	None	-
FCS_COP.1	None	-
FDP_ACC.1	None	-
FDP_ACF.1	a) Managing the attributes used to make explicit access or denial based decisions.	<i>Management of owner identifier of store print Management of data on user permission</i>
FDP_IFC.1	None	-
FDP_IFF.1	a) Managing the attributes used to make explicit access based decisions.	<i>None Reason: Access is restricted and does not need to be managed.</i>
FIA_AFL.1	a) Management of the threshold for unsuccessful authentication attempts; b) Management of actions to be taken in the event of an authentication failure.	<i>Management of allowable number of system administrator's authentication failures Management of Access Denial</i>

FIA_ATD.1	a) if so indicated in the assignment, the authorized administrator might be able to define additional security attributes for users.	<i>None Reason: There are no additional security attributes and there are no additional security attributes to be managed.</i>
FIA_SOS.1	a) the management of the metric used to verify the secrets.	<i>- Management of data on minimum password length of user password</i>
FIA_UAU.1	a) Management of the authentication data by an administrator; b) Management of the authentication data by the associated user; c) Managing the list of actions that can be taken before the user is authenticated.	<i>- Management of data on key operator(password) - Management of data on SA and general user (ID and password) (with local authentication only) - Management of data on user authentication.</i>
FIA_UAU.7	None	-
FIA_UID.1	a) The management of the user identities. b) If an authorised administrator can change the actions allowed before identification, the managing of the action lists.	<i>- Management of data on SA and general user (ID) (with local authentication only) - Management of data on user authentication.</i>
FIA_USB.1	a) an authorized administrator can define default subject security attributes. b) an authorized administrator can change subject security attributes.	<i>None Reason: Action and security attributes are fixed and are not managed.</i>
FMT_MOF.1	a) Managing the group of roles that can interact with the functions in the TSF;	<i>Management of data on Customer Engineer Operation Restriction</i>
FMT_MSA.1	a) managing the group of roles that can interact with the security attributes; b) management of rules by which security attributes inherit specified values.	<i>None Reason: The role group is fixed and is not managed.</i>
FMT_MSA.3	a) managing the group of roles that can specify initial values; b) managing the permissive or restrictive setting of default values for a given access control SFP; c) management of rules by which security attributes inherit specified	<i>None Reason: The role group is only a system administrator and is not managed.</i>

	values.	
FMT_MTD.1.	a) Managing the group of roles that can interact with the TSF data.	<i>Management of data on Customer Engineer Operation Restriction</i>
FMT_SMF.1	None	-
FMT_SMR.1	a) Managing the group of users that are part of a role.	<i>None Reason: The role group is fixed and is not managed</i>
FPT_STM.1	a) management of the time.	<i>Management of time and data.</i>
FPT_TST.1	a) management of the conditions under which TSF self testing occurs, such as during initial start-up, regular interval, or under specified conditions; b) management of the time interval if appropriate.	<i>Management of data on Self Test.</i>
FTP_ITC.1	a) Configuring the actions that require trusted channel, if supported.	<i>Management of data on Internal Network Data Protection.</i>

FMT_SMR.1 Security roles
 Hierarchical to: No other components
 Dependencies: FIA_UID.1 Timing of identification

FMT_SMR.1.1 The TSF shall maintain the roles [assignment: the authorized identified roles].

 [assignment: the authorized identified roles]
 - *system administrator, SA, general user*

FMT_SMR.1.2 The TSF shall be able to associate users with roles.

6.1.6. Class FPT: Protection of the TSF

FPT_STM.1 Reliable time stamps
 Hierarchical to: No other components.
 Dependencies: No dependencies.

FPT_STM.1.1 The TSF shall be able to provide reliable time stamps.

FPT_TST.1 TSF testing
 Hierarchical to: No other components.
 Dependencies: No dependencies.

FPT_TST.1.1 The TSF shall run a suite of self tests [selection: during initial

start-up, periodically during normal operation, at the request of the authorised user, at the conditions [assignment: conditions under which self test should occur]] to demonstrate the correct operation of [selection: [assignment: parts of TSF], the TSF].

[selection: during initial start-up, periodically during normal operation, at the request of the authorised user, at the conditions [assignment: conditions under which self test should occur]]

- *at the conditions [assignment: conditions under which self test should occur]*

[assignment: conditions under which self test should occur]

- *at initiation under which self test is set*

[selection: [assignment: parts of TSF], the TSF].

- *[assignment: parts of TSF]*

- *TSF executable code*

FPT_TST.1.2 The TSF shall provide authorised users with the capability to verify the integrity of [selection: [assignment: parts of TSF data], TSF data].

[selection: [assignment: parts of TSF data], TSF data]

- *[assignment: parts of TSF data]*

- *TSF data (excluding audit log data and present time data)*

FPT_TST.1.3 The TSF shall provide authorised users with the capability to verify the integrity of [selection: [assignment: parts of TSF], TSF].

[selection: [assignment: parts of TSF], TSF]

- *assignment: parts of TSF*

- *TSF executable code*

6.1.7. Class FTP: Trusted path/channels

FTP_ITC.1 Inter-TSF trusted channel

Hierarchical to: No other components.

Dependencies: No dependencies.

FTP_ITC.1.1 The TSF shall provide a communication channel between itself and another trusted IT product that is logically distinct from other communication channels and provides assured identification of its end points and protection of the channel data from modification or disclosure.

FTP_ITC.1.2 The TSF shall permit [selection: the TSF, another trusted IT product] to initiate communication via the trusted channel.

[selection: the TSF, another trusted IT product]

- the TSF, another trusted IT product

FTP_ITC.1.3 The TSF shall initiate communication via the trusted channel for [assignment: list of functions for which a trusted channel is required].

[assignment: list of functions for which a trusted channel is required].

- TOE communication service via Web, communication service for printer driver, communication service for LDAP, communication service for Kerberos, communication service for SMTP, communication service for FTP, and communication service for DNS.

6.2. Security Assurance Requirements

The requirements for the TOE security assurance are described in Table 22.

The evaluation assurance level of the TOE is EAL2. All the requirement components for assurance are quoted directly from the component of EAL2 specified by [the CC part 3].

Table 22: Security Assurance Requirements

Assurance Class	Assurance Component	
ADV: Development	ADV_ARC.1	Security architecture description
	ADV_FSP.2	Security-enforcing functional specification
	ADV_TDS.1	Basic design
AGD: Guidance documents	AGD_OPE.1	Operational user guidance
	AGD_PRE.1	Preparative procedures
ALC: Life-cycle support	ALC_CMC.2	Use of a CM system
	ALC_CMS.2	Parts of the TOE CM coverage
	ALC_DEL.1	Delivery procedures
ASE: Security Target evaluation	ASE_CCL.1	Conformance claims
	ASE_ECD.1	Extended components definition
	ASE_INT.1	ST introduction
	ASE_OBJ.2	Security objectives
	ASE_REQ.2	Derived security requirements
	ASE_SPD.1	Security problem definition
ATE: Tests	ATE_COV.1	Evidence of coverage
	ATE_FUN.1	Functional testing
	ATE_IND.2	Independent testing - sample
AVA: Vulnerability assessment	AVA_VAN.2	Vulnerability analysis

6.3. Security Requirement Rationale

6.3.1. Security Functional Requirements Rationale

Table 23 lists security functional requirements and the corresponding security objectives. As shown in Table 23, each security functional requirement corresponds to at least one security objective of the TOE.

Table 24 shows the rationale demonstrating that each security objective is assured by TOE

security functional requirements.

Table 23: Security Functional Requirements and the Corresponding Security Objectives

Security Objectives Security Functional Requirements	O.AUDITS	O.CIPHER	O.COMM_SEC	O.FAX_SEC	O.MANAGE	O.RESTRICT	O.USER	O.VERIFY
FAU_GEN.1	✓							
FAU_SAR.1	✓							
FAU_SAR.2	✓							
FAU_STG.1	✓							
FAU_STG.4	✓							
FCS_CKM.1		✓						
FCS_COP.1		✓						
FDP_ACC.1							✓	
FDP_ACF.1							✓	
FDP_IFC.1				✓				
FDP_IFF.1				✓				
FIA_AFL.1					✓	✓	✓	
FIA_ATD.1							✓	
FIA_SOS.1						✓	✓	
FIA_UAU.1					✓	✓	✓	
FIA_UAU.7					✓	✓	✓	
FIA_UID.1					✓	✓	✓	
FIA_USB.1							✓	
FMT_MOF.1					✓			
FMT_MSA.1							✓	
FMT_MSA.3							✓	
FMT_MTD.1					✓		✓	
FMT_SMF.1					✓			
FMT_SMR.1					✓		✓	
FPT_STM.1	✓							
FPT_TST.1								✓
FTP_TRP.1			✓					

Table 24: Security Objectives to SFR Rationale

Security Objectives	Security Functional Requirements Rationale
O.AUDITS	<p>O. AUDITS is the objective that provides the function to record auditable events and its log data.</p> <p>By satisfying the following security requirements, O.AUDITS can be realized.</p> <p>By FAU_GEN.1, the security audit log data are generated for the auditable events: (However, audit is unnecessary for the following functional requirements for each reason described below.)</p> <ul style="list-style-type: none"> - FAU_STG.4: The total number of security audit log data events is fixed. The data are stored and updated automatically. - FCS_CKM.1: When cryptographic key generation fails, a system error occurs at the time of booting of the MFD. - FSC_COP.1: An encryption failure is monitored as job status. - FDP_IFF.1: The flow is fixed. No event is to be monitored. - FMT_MSA.3: No change is to be applied to default values and rules. <p>By FAU_SAR.1, the authorized system administrator can read the security audit log data from an audit log file.</p> <p>By FAU_SAR.2, only the authorized system administrator can access the security audit log data.</p> <p>By FAU_STG.1, the security audit log data stored in an audit log file is protected from unauthorized deletion and alteration.</p> <p>By FAU_STG.4, when the security audit log data is full, the oldest stored audit record is overwritten and a new audit event is stored into the audit log file.</p> <p>By FPT_STM.1, the auditable events are recorded with time stamp in the audit log, using highly reliable clock of the TOE.</p>
O.CIPHER	<p>O. CIPHER is the objective that encrypts the used document data and the security audit log data in the eMMC memory so that they cannot be analyzed even if retrieved without authorization.</p> <p>By satisfying the following security requirements, O.CIPHER can be realized.</p> <p>By FCS_CKM.1, the cryptographic key is generated in accordance with the specified cryptographic key size (256 bits).</p> <p>By FCS_COP.1, the document data and security audit log data to be stored into the eMMC memory are encrypted and then decrypted when the data are read, in accordance with the determined cryptographic algorithm and cryptographic key size.</p>
O.COMM_SEC	<p>O.COMM_SEC is the objective that protects the document data, security audit log data, and TOE setting data on the internal network from interception and alteration.</p>

Security Objectives	Security Functional Requirements Rationale
	<p>By satisfying the following security requirements, O.COMM_SEC can be realized:</p> <p>By FTP_ITC.1, a highly reliable communication channel is provided through communication data encryption protocol so that the document data, security audit log data, and TOE setting data on the internal network between the TOE and the IT product can be protected from threats.</p>
O.FAX_SEC	<p>O.FAX_SEC is the objective that prevents the unauthorized access to the internal network via public telephone line.</p> <p>By satisfying the following security requirements, O.FAX_SEC can be realized:</p> <p>By FDP_IFC.1 and FDP_IFF.1, the internal network to which the TOE is connected is prevented from being accessed via public telephone line from the communication path of TOE fax modem.</p>
O.MANAGE	<p>O. MANAGE is the objective that allows only an authenticated system administrator to access the system administrator mode for security function setting and inhibits a general user from accessing the TOE setting data. By satisfying the following security requirements, O.MANAGE can be realized:</p> <p>In order to prevent attackers from using privileges given to system administrators and accessing protected assets, the power needs to be cycled in cases when the number of the key operator authentication failures by By FIA_AFL.1 (1), because the power needs to be cycled when the number of key operator authentication failures reaches the defined number of times.</p> <p>By FIA_AFL.1 (2), successive attacks are prevented because the power needs to be cycled when the number of SA authentication failures (at local authentication) reaches the defined number of times.</p> <p>By FIA_UAU.1 and FIA_UID.1, user authentication is performed to identify an authorized system administrator or general user.</p> <p>By FIA_UAU.7, unauthorized disclosure of the authentication information (password) is prevented because the authentication feedback is protected.</p> <p>By FMT_MOF.1, the person who enables/disables TOE security functions and makes functional settings is limited to system administrator.</p> <p>By FMT_MTD.1, the person who can make settings of TOE security functions is limited to system administrator. Thus, only system administrators can query, modify, and create TSF data.</p>

Security Objectives	Security Functional Requirements Rationale
	<p>By FMT_SMF.1, TOE security management functions are provided for system administrator.</p> <p>By FMT_SMR.1 (1), the role related to the security is limited to system administrator by maintaining the role of system administrator as a user who has special authority.</p>
O.RESTRICT	<p>O.RESTRICT is the objective that offers the function to inhibit an unauthorized person from using the TOE.</p> <p>By satisfying the following security requirements, O.RESTRICT can be realized:</p> <p>In order to prevent attackers from using privileges given to system administrators and accessing protected assets, the power needs to be cycled in cases when the number of the key operator authentication failures by By FIA_AFL.1 (1), because the power needs to be cycled when the number of key operator authentication failures reaches the defined number of times.</p> <p>By FIA_AFL.1 (2), successive attacks are prevented because the power needs to be cycled when the number of SA authentication failures (at local authentication) reaches the defined number of times.</p> <p>By FIA_UIA.1 and FIA_UID.1, user authentication is performed to identify an authorized general user and system administrator.</p> <p>By FIA_UAU.7, unauthorized disclosure of the authentication information (password) is prevented because the authentication feedback is protected.</p> <p>By FIA_SOS1, the minimum length of password for SA and general user is limited.</p>
O.USER	<p>O.USER is the objective that identifies the TOE user and allows only the authorized user to retrieve, and delete the document data and to change password.</p> <p>By satisfying the following security requirements, O.USER can be realized:</p> <p>By FDP_ACC.1 and FDP_ACF.1, user authentication is performed. Only authorized user is allowed to operate the objects.</p> <p>In order to prevent attackers from using privileges given to system administrators and accessing protected assets, the power needs to be cycled in cases when the number of the key operator authentication failures by By FIA_AFL.1 (1), because the power needs to be cycled when the number of key operator authentication failures reaches the defined number of times.</p> <p>By FIA_AFL.1 (2), successive attacks are prevented because the</p>

Security Objectives	Security Functional Requirements Rationale
	<p>power needs to be cycled when the number of SA authentication failures (at local authentication) reaches the defined number of times.</p> <p>By FIA_ATD.1 and FIA_USB.1, each role of key operator, SA, and general user is maintained and only the authorized users are associated with the subjects.</p> <p>By FIA_SOS1, the minimum length of password for user is limited.</p> <p>By FIA_UAU.1 and FIA_UID.1, user authentication is performed to identify an authorized general user and system administrator.</p> <p>By FIA_UAU.7, unauthorized disclosure of the authentication information (password) is prevented because the authentication feedback is protected.</p> <p>By FMT_MSA.1, the query, modify, deletion, and creation of security attributes are managed.</p> <p>By FMT_MSA.3, the suitable default values are managed.</p> <p>By FMT_MTD.1, the setting of password for key operator is limited to key operator, that for SA is limited to key operator and SA, and that for general user is limited to system administrator and the general user (when it is his/her own).</p> <p>By FMT_SMF.1, TOE security management functions are provided for authorized users.</p> <p>By FMT_SMR.1, the role of general user and system administrator is maintained and associated with the general user and system administrator.</p>
O. VERIFY	<p>O. VERIFY is the objective that provides the function to verify the integrity of TSF executable code.</p> <p>By satisfying the following security requirements, O. VERIFY can be realized.</p> <p>By FPT_TST.1 the TOE can execute the self test function to verify the integrity of TSF executable code and TSF data upon initiation.</p>

6.3.2. Dependencies of Security Functional Requirements

Table 25 describes the functional requirements that security functional requirements depend on and those that do not and the reason why it is not problematic even if dependencies are not satisfied.

Table 25: Dependencies of Functional Security Requirements

Functional Requirement	Dependencies of Functional Requirements	
Requirement and its name	Requirement that is dependent on	Requirement that is not dependent on and its rationale
FAU_GEN.1 Audit data generation	FPT_STM.1	-
FAU_SAR.1 Audit review	FAU_GEN.1	-
FAU_SAR.2 Restricted audit review	FAU_SAR.1	-
FAU_STG.1 Protected audit trail storage	FAU_GEN.1	-
FAU_STG.4 Prevention of audit data loss	FAU_STG.1	-
FCS_CKM.1 Cryptographic key generation (The stored data in the Flash memory)	FCS_COP.1	FCS_CKM.4: As specified in the Organizational Security Policies, a cryptographic key does not need to be destructed.
FCS_COP.1 Cryptographic operation (The stored data in the Flash memory)	FCS_CKM.1	FCS_CKM.4: As specified in the Organizational Security Policies, a cryptographic key does not need to be destructed.
FDP_ACC.1 Subset access control	FDP_ACF.1	-
FDP_ACF.1 Security attribute based access control	FDP_ACC.1 FMT_MSA.3	-
FDP_IFC.1 Subset information flow control (Fax information flow)	FDP_IFF.1	-
FDP_IFF.1 Simple security attributes (Fax information flow)	FDP_IFC.1	FMT_MSA.3: A static attribute initialization is not required because Fax Information Flow has no security attribute.

Functional Requirement	Dependencies of Functional Requirements	
Requirement and its name	Requirement that is dependent on	Requirement that is not dependent on and its rationale
FIA_AFL.1 Authentication failure handling	FIA_UAU.1	-
FIA_ATD.1 User attribute definition	None	
FIA_SOS.1 Verification of secrets	None	
FIA_UAU.1 Timing of authentication	FIA_UID.1	
FIA_UAU.7 Protected authentication feedback	FIA_UID.1	
FIA_UID.1 Timing of identification	None	
FIA_USB.1 User-subject binding	FIA_ATD.1	-
FMT_MOF.1 Management of security functions behavior	FMT_SMF.1 FMT_SMR.1	-
FMT_MSA.1 Management of security attributes	FDP_ACC.1 FMT_SMF.1 FMT_SMR.1	-
FMT_MSA.3 Static attribute initialization	FMT_MSA.1 FMT_SMR.1	-
FMT_MTD.1 Management of TSF data	FMT_SMF.1 FMT_SMR.1	-
FMT_SMF.1 Specification of management functions	None	
FMT_SMR.1 Security roles	FIA_UID.1	
FPT_STM.1 Reliable time stamp	None	
FPT_TST.1 TSF testing	None	

Functional Requirement	Dependencies of Functional Requirements	
Requirement and its name	Requirement that is dependent on	Requirement that is not dependent on and its rationale
FTP_ITC.1 Trusted Channel	None	

6.3.3. Security Assurance Requirements Rationale

This TOE is for a MFD, a commercial product. The following threats are assumed to be caused by a low-level attacker: attack or interception/alteration of data on internal network via a MFD external interface from control panel, Web browser of system administrator's client; and reading-out of information by removing the eMMC memory and connecting it to a commercial tool.

To counter these threats, this TOE is required to provide the security functions which assure security.

Evaluation Assurance Level 2 is appropriate.

7. TOE SUMMARY SPECIFICATION

This chapter describes the summary specifications of the security functions provided by this TOE.

7.1. Security Functions

Table 26 shows security functional requirements and the corresponding TOE security functions.

The security functions described in this section satisfy the TOE security functional requirements that are specified in section 6.1 of this ST.

Table 26: Security Functional Requirements and the Corresponding TOE Security Functions

Security Functions Security Functional Requirements	TSF_CIPHER	TSF_USER_AUTH	TSF_FMT	TSF_CE_LIMIT	TSF_FAU	TSF_NET_PROT	TSF_FAX_FLOW	TSF_SELF_TEST
FAU_GEN.1					✓			
FAU_SAR.1					✓			
FAU_SAR.2					✓			
FAU_STG.1					✓			
FAU_STG.4					✓			
FCS_CKM.1	✓							
FCS_COP.1	✓							
FDP_ACC.1		✓						
FDP_ACF.1		✓						
FDP_IFC.1							✓	
FDP_IFF.1							✓	
FIA_AFL.1 (1)		✓						
FIA_AFL.1 (2)		✓						
FIA_ATD.1		✓						
FIA_SOS.1		✓						
FIA_UAU.1		✓						
FIA_UAU.7		✓						
FIA_UID.1		✓						
FIA_USB.1		✓						
FMT_MOF.1			✓	✓				
FMT_MSA.1		✓	✓					
FMT_MSA.3			✓					

Security Functions Security Functional Requirements	TSF_CIPHER	TSF_USER_AUTH	TSF_FMT	TSF_CE_LIMIT	TSF_FAU	TSF_NET_PROT	TSF_FAX_FLOW	TSF_SELF_TEST
FMT_MTD.1		✓	✓	✓				
FMT_SMF.1			✓	✓				
FMT_SMR.1		✓	✓	✓				
FPT_STM.1					✓			
FPT_TST.1								✓
FTP_TRP.1						✓		

The summary of each TOE security function and the corresponding security functional requirements are described below.

7.1.1. Flash Memory Data Encryption (TSF_CIPHER)

The document data and security audit log data are encrypted before stored into the eMMC memory when operating any function of copy, print, Network Scan, fax, or configuring various security function settings.

(1) FCS_CKM.1 Cryptographic key generation

The TOE generates a 256-bit encryption key with SHA-2 algorithm based on FIPS PUB 180-2.

(2) FCS_COP.1 Cryptographic operation

Before storing the document data and security audit log data into the eMMC memory, the TOE encrypts the data using the 256-bit cryptographic key and the AES algorithm based on FIPS PUBS 197. When reading out the stored data, the TOE decrypts the data also using the 256-bit cryptographic key and the AES algorithm.

7.1.2. User Authentication (TSF_USER_AUTH)

Access to the TOE functions is restricted to the authorized user.

A user needs to enter his/her ID and password from the printer driver or Web browser of the user client, or MFD control panel. After a user enters his/her ID and password, an MFD identifies and authenticates the user based on user information stored in the MFD or an external server.

There are the following two types of authentication depending on how user information is registered.

a) Local Authentication

In local authentication, authentication is managed by using the user information registered in the TOE.

b) Remote Authentication

Authentication is performed by remote authentication server. User information is not registered in the TOE. In remote authentication, authentication is performed by using the user information managed by remote authentication server (LDAP server or Kerberos server).

Only the authenticated user can use the following functions:

a) Functions controlled by the MFD control panel

Copy, fax (send), network scan, Faxbox operation, and print (This print function requires the Store Print preset from printer driver. A user must be authenticated from the control panel for print job.)

Based on the system administrator authority information registered in the LDAP server, a user identified and authenticated using a Smart Card (CAC/PIV) is possible to have an authority to refer to the TOE security functions and change their settings.

b) Functions controlled by Remote Configuration

Display of device condition, display of job status and its log.

When a user is authenticated using the Remote Configuration function, the information of the Smart Card is not used, but the user information registered in the TOE or remote authentication server is used for authentication.

c) Functions using printer driver of user client

The data of user client is decomposed to the print data described in PDL readable by the MFD, and the print data are stored in TOE.

When a user sends a print request from the printer driver in which the Store Print is preset, the MFD decomposes the received data into bitmap data and stores the data in the eMMC Memory.

In addition, access to and setting change of the TOE security functions are restricted to the authorized system administrator. A system administrator needs to enter his/her ID and password from MFD control panel or system administrator client.

In Smart Card authentication, an MFD identifies and authenticates users by comparing user information and certificates stored in Smart Card (CAC/PIV) and those in Kerberos server.

(1) FIA_AFL.1 (1), FIA_AFL.1 (2) Authentication failure handling

The function of the authentication failures is provided for the System Administrator

authentication which is performed before accessing the TOE. After the number of unsuccessful authentication attempts with a system administrator ID reaches 5 time upon local authentication, the system administrator with the said ID will not be authenticated until the TOE is powered off/on.

(2) FIA_ATD.1 User attribute definition

The function of the TOE to define and retain the roles of System Administrator and general user.

(3) FIA_SOS.1 Verification of secrets

When setting a password of System Administrator and general user, the TOE rejects settings if the password is less than the minimum number of characters.

(4) FIA_UAU.1 Timing of authentication

FIA_UID.1 Timing of identification

The TOE requests a user to enter his/her ID and password before permitting him/her to operate the MFD function via Web browser of a user client, or the control panel. The entered user ID and password are verified against the data registered in the TOE setting data.

When a Store Print job is specified via the printer driver of a user client, a user ID and password are appended to the print job. The TOE stores the job only when the TOE succeeds in identifying and authenticating the user using the user ID and password appended to the print job.

When a user inserts a Smart Card (CAC/PIV) into the card reader and enters a PIN code via the control panel, the TOE verifies the entered PIN code against the code registered in the Smart Card. If the entered PIN code is correct, the TOE accesses the Kerberos server using the Smart Card certificate and performs identification and authentication. This identification (FIA_UID.1) and the authentication (FIA_UAU.1) are simultaneously performed, and the operation is allowed only when both of the identification and authentication succeed.

When receiving fax data by the public telephone line, the TOE receives the fax data without user identification and authentication.

(5) FIA_UAU.7 Protected authentication feedback

The TOE offers the function to display the same number of asterisks (``) as the entered-password characters on the control panel, or Web browser, in order to hide the password at the time of user authentication.

(6) FIA_USB.1 User-subject binding

With the authenticated ID, TOE associates the roles of System Administrator, and general user with the subjects.

(7) FMT_MSA.1 Management of security attributes

With the user authentication function, the TOE permits the authenticated user to handle the security attributes in Table 27.

Table 27: Management of security attributes

Security Attributes	Operations	Roles
Key operator identifier	query	System Administrator
SA identifier (with local authentication only)	query, delete, create	System Administrator
General user identifier (with local authentication only)	query, delete, create	System Administrator
Store Print owner identifier	query, delete, create	System Administrator General user

(8) FMT_MTD.1 Management of TSF data

FMT_SMF.1 Specification of management functions

The TOE provides the user interface for setting password only to the authenticated authorized user.

The setting of password for key operator is limited to key operator, that for SA (with local authentication only) is limited to key operator and SA, and that for general user (with local authentication only) is limited to system administrator and the general user (when it is his/her own).

(9) FMT_SMR.1 Security role

The TOE maintains the roles of system administrator and general user and associates these roles to the authorized users.

(10) FDP_ACC.1 Subset access control

FDP_ACF.1 Security attribute based access control

With the user authentication function, the TOE permits the authenticated user to operate Faxbox and Store Print as shown in Table 28.

Table 28: Access Control

	Faxbox	Store Print
Creation of box	-	-
Deletion of box	-	-
Print of document data	Available for System Administrator	Available for general user, System Administrator

Deletion of document data	-	Available for general user, System Administrator
---------------------------	---	--

User authentication is performed before accessing Faxbox or Store Print.

a) Store Print Function

A user sends a print request from the printer driver in which the Store Print is preset, after the user has been successfully identified and authenticated, the print data are decomposed into bitmap data, classified according to the user ID, and temporarily stored in the eMMC memory.

To refer to the stored print data, a user needs to enter his/her ID and password from the control panel or to use Smart Card (CAC/PIV). When the user is authenticated, the data on the waiting list corresponding to the user ID are displayed. The user can request printing or deletion of the data on the list.

b) Faxbox Function

The scanned data and received fax data can be stored into Faxbox from Public Telephone Line (Fax card) which are not shown in Figure 3.

To store the received fax data into Faxbox, user authentication is not required. Among the received fax data transmitted over public telephone line.

To print or delete the stored data in the Faxbox user authentication is required; the MFD compares the user ID and password preset in the MFD against those entered by a System Administrator from the control panel. For user authentication.

Smart Card authentication is also available on the control panel.

- Faxbox Operation by a General User

As for a general user, it is not permitted to operate the Faxbox.

- Faxbox Operation by a System Administrator

As for a system administrator, printing of the document data stored in the Faxbox is allowed.

There is no function for deleting the document data stored in the Faxbox.

- Store Print Operation by a General User / System Administrator

When the general user identifier / SA identifier matches the owner identifier of Store Print area, print and deletion of the document data inside are allowed.

When the document data are deleted, the corresponding Store Print area is also deleted.

7.1.3. System Administrator's Security Management (TSF_FMT)

To grant a privilege to a specific user, this function allows only the authorized system

administrator to access the system administrator mode which enables him/her to refer to and configure the settings of the following TOE security functions from the control panel or system administrator client.

(1) FMT_MOF.1 Management of security functions behavior

FMT_MTD.1 Management of TSF data

FMT_SMF.1 Specification of management functions

The TOE provides a user interface which allows only the authenticated system administrator to refer to / change the TOE setting data related to the following TOE security functions and to make setting whether to enable/disable each function.

With these functions, the required security management functions are provided.

The settings of the following TOE security functions can be referred to and changed from the control panel.

- Refer to the setting of TLS communication of Internal Network Data Protection, enable/disable it, and configure the details;
- Refer to and set date and time;

With Remote Configuration, the settings of the following TOE security functions can be referred to and changed from a system administrator client via Web browser.

- Setting of the key operator password (only a key operator is privileged);
- Refer to the setting of ID of SA and general user and change the ID and password (with local authentication only);
- Refer to the setting of access denial due to authentication failures of system administrator, enable/disable it, and set the allowable number of the failures before access denial;
- Refer to and set the date and time;
- Refer to and set the Self Test;
- Refer to and set the minimum password length (with local authentication only);
- Refer to the setting of Security Audit Log and enable/disable it, (When Security Audit Log data are enabled, security audit log data can be downloaded in the form of tab-delimited text to a system administrator client.);
- Refer to the setting of TLS communication of Internal Network Data Protection, enable/disable it, and configure the details;
- Refer to the setting of IPSec communication of Internal Network Data Protection, enable/disable it, and configure the details;
- Refer to the setting of S/MIME communication of Internal Network Data Protection, enable/disable it, and configure the details;
- Download/upload and create an X.509 certificate;
- Refer to the setting of User Authentication and select disable/Local Authentication/Remote Authentication, and configure the details;

- Refer to and set the general user permission;
- Refer to and set the Customer Engineer Operation Restriction;
- Refer to the setting of Smart Card authentication, enable/disable it, and configure the details;

(2) FMT_MSA.1 Management of security attributes

The TOE restricts the handling of the general user identifier only to a system administrator.

(3) FMT_MSA.3 Static attribute initialization

Regarding Store Print, the TOE sets the user identifier created as owner identifier and the available user identifier, and set them as default values of security attributes.

Regarding Faxbox, the TOE sets the System Administrator default values of security attributes.

(4) FMT_SMR.1 Security roles

The system administrator's role is maintained and the role is associated with a system administrator.

7.1.4. Customer Engineer Operation Restriction (TSF_CE_LIMIT)

A system administrator can restrict CE's operation in the system administrator mode to inhibit CE from referring to / changing the settings related to System Administrator's Security Management (TSF_FMT). This function can prevent setting change by an attacker who is impersonating CE.

(1) FMT_MOF.1 Management of security functions behavior

FMT_MTD.1 Management of TSF data

FMT_SMF.1 Specification of management functions

The TOE provides a user interface which allows only the authenticated system administrator to refer to / change (enable/disable) the TOE settings related to Customer Engineer Operation Restriction from the Remote Configuration.

With these functions, the required security management functions are provided.

(2) FMT_SMR.1 Security roles

The system administrator's role is maintained and the role is associated with a system administrator.

7.1.5. Security Audit Log (TSF_FAU)

According to Security Audit Log setting which is configured by a system administrator using the system administrator mode, the important events of the TOE such as device failure,

configuration change, and user operation are traced and recorded based on when and who operated what function. All the TOE users are the targets of this audit log.

(1) FAU_GEN.1 Audit data generation

It is assured that the defined auditable event is recorded in the audit log.

Table 29 shows the details of the audit log data.

Table 29: Details of Security Audit Log Data

The auditable events are recorded with the following fixed size entries:		
-	Log ID: consecutive numbers as an audit log identifier (1 - 60000)	
-	Date: date data (yyyy/mm/dd, mm/dd/yyyy, or dd/mm/yyyy)	
-	Time: time data (hh:mm:ss)	
-	Logged Events: event name (arbitrary characters of up to 32 digits)	
-	User Name: user name (arbitrary characters of up to 32 digits)	
-	Description: description on events (arbitrary characters of up to 32 digits, see below for details)	
-	Status: status or result of event processing (arbitrary characters of up to 32 digits, see below for details)	
-	Optionally Logged Items: additional information recorded to audit log (except common record items)	

Logged Events	Description	Status
Change in Device Status		
System Status	Started normally (cold boot)	-
	Started normally (warm boot)	
	Shutdown requested	
	User operation (Local)	Start/End
	Self Test	Successful/Failed
User Authentication		
Login/Logout	Login	Successful, Failed (Invalid UserID), Failed (Invalid Password), Failed
	Logout	
	Locked System Administrator Authentication	- (Number of authentication failures recorded)
	Detected continuous Authentication Fail	
Change in Audit Policy		
Audit Policy	Audit Log	Enable/Disable
Job Status		
Job Status	Print	Completed, Completed with Warnings, Canceled by User,
	Copy	
	Scan	

Logged Events	Description	Status
	Fax	Canceled by Shutdown, Aborted, Unknown
	Print Reports	
Change in Device Settings		
Device Settings	Adjust Time	Successful/Failed
	Switch Authentication Mode	Successful
	Change Security Setting	(Setting items recorded)
Access to Data Stored in Device		
Device Data	Import Certificate	Successful/Failed
	Delete Certificate	
	Add Address Entry	
	Delete Address Entry	
	Edit Address Entry	
	Export Audit Log	
Communication Result		
Communication	Trusted Communication	Failed (Protocol and communication destination stored)

(2) FAU_SAR.1 Audit review

It is assured that all the information recorded in the audit log can be retrieved.

Security audit log data can be downloaded in the form of tab-delimited text by pressing the button “store as a text file.” To download security audit log data, TLS communication needs to be enabled before using Web browser.

(3) FAU_SAR.2 Restricted audit review

The person who retrieves the security audit log data is limited to the authenticated system administrator. A system administrator can access the security audit log data only via Web browser and the access from the control panel is inhibited. Therefore, a system administrator needs to log in from Web browser to access the security audit log data.

(4) FAU_STG.1 Protected audit trail storage

There is no function to delete the security audit log data, and the security audit log data are protected from untrusted alteration and modification.

(5) FAU_STG.4 Prevention of audit data loss

When security audit log data are full, the oldest stored audit record is overwritten with the new data so that the new data is not lost but surely recorded.

Auditable events are stored with time stamps into NVRAM. When the number of stored

events reaches 50, the 50 logs on NVRAM is stored into one file (“audit log file”) within the eMMC memory. Up to 15,000 events can be stored. When the number of recorded events exceeds 15,000, the oldest audit log file is overwritten and a new audit event is stored.

(6) FPT_STM.1 Reliable time stamps

The time stamp of TOE’s clock function is issued when the defined auditable event is recorded in the audit log file.

By TSF_FMT, only a system administrator is enabled to change the clock setting.

7.1.6. Internal Network Data Protection (TSF_NET_PROT)

Internal Network Data Protection is provided by the following four protocols which are configured by a system administrator using the system administrator mode:

(1) FTP_ITC.1 Inter-TSF Trusted Channel

The document data, security audit log data, and TOE setting data are protected by the encryption communication protocol that ensures secure data communication between the TOE and the IT products. This trusted channel is logically distinct from other communication channel and provides assured identification of its endpoints and protection of the communication data from modification or disclosure.

The followings are the encryption algorithms for network communication provided by the TOE.

Protocol	Target Products.	Encryption Algorithms
TLS	Client PC (Web Browser, Printer Driver) LDAP Server	AES/128 bits AES/256 bits
IPSec	Client PC (Web Browser, Printer Driver) LDAP Server Kerberos Server SMTP Server FTP Server DNS Server	AES/128 bits Triple-DES/168 bits
S/MIME	SMTP Server	Triple-DES/168 bits AES/128 bits AES/192 bits AES/256 bits

a) TLS

According to the TLS communication which is configured by a system administrator using the system administrator mode, TLS ensuring secure data transmission is supported. This protects the security of document data, security audit log data, and TOE setting data on the internal network.

By supporting TLS, the TOE can act as TLS server or TLS client. Moreover, TLS can protect data transmission between the TOE and the remote from interception and alteration. Protection from interception is realized by encrypting transmission data with the following cryptographic keys. A cryptographic key is generated at the time of starting a session and lost at the time of ending the session or powering off the MFD main unit.

Cryptographic key generated as TLSv1.0/TLSv1.1/TLSv1.2 upon every session

Specifically, one of the cryptographic suites below is adopted:

Cryptographic Suites of TLS	Cryptographic Method and Size of Secret Key	Hash Method
TLS_RSA_WITH_AES_128_CBC_SHA	AES / 128 bits	SHA-1
TLS_RSA_WITH_AES_256_CBC_SHA	AES / 256 bits	SHA-1
TLS_RSA_WITH_AES_128_CBC_SHA256	AES / 128 bits	SHA256
TLS_RSA_WITH_AES_256_CBC_SHA256	AES / 256 bits	SHA256

Protection from the alteration is realized by HMAC (Hashed Message Authentication Code - IETF RFC 2104) of TLS.

When TLS communication is enabled on the Web client, requests from the client must be received via HTTPS. The TLS communication needs to be enabled before IPsec or S/MIME is enabled or before security audit log data are downloaded by a system administrator.

b) IPsec

According to the IPsec communication which is configured by a system administrator using the system administrator mode, IPsec ensuring secure data transmission is supported. This protects the security of document data, security audit log data, and TOE setting data on the internal network.

IPsec establishes the security association to determine the parameters (e.g. private key and cryptographic algorithm) to be used in the IPsec communication between the TOE and the remote. After the association is established, all transmission data among the specified IP addresses are encrypted by the transport mode of IPsec until the TOE is powered off or reset. A cryptographic key is generated at the time of starting a session and lost at the time of ending the session or powering off the MFD main unit.

Cryptographic key generated as IPsec (ESP: Encapsulating Security Payload) at every session

Specifically, one of the following combinations between secret-key cryptographic method

and hash method is adopted:

Cryptographic Method and Size of Secret Key	Hash Method
AES / 128 bits	SHA-1, SHA256, SHA384, SHA512
3-Key Triple-DES / 168 bits	SHA-1, SHA256, SHA384, SHA512

c) S/MIME

According to the S/MIME communication which is configured by a system administrator using the system administrator mode, S/MIME ensuring secure mail communication is supported. This protects the security of document data on the internal and external networks.

By S/MIME encrypting mail function, the document data being transmitted to the outside by E-mail are protected from interception. By S/MIME signature mail function (with Smart Card authentication only), the document data are protected from interception and alteration.

A cryptographic key is generated at the time of starting mail encryption and lost at the time of completion of the encryption or powering off the MFD main unit.

Secret-key cryptographic method generated as S/MIME for every mail

Cryptographic Method and Size of Secret Key
3Key Triple-DES/168 bits
AES / 128 bits
AES / 192 bits
AES / 256 bits

Hash method generated as S/MIME for every mail

hash method
SHA1
SHA256

7.1.7. Fax Flow Security (TSF_FAX_FLOW)

This function inhibits unauthorized access to the TOE via the Fax card in the controller board, at any case. The data on public telephone line are not delivered to the internal network.

- (1) FDP_IFC.1 Subset information flow control
- FDP_IFF.1 Simple security attributes

The data on public telephone line are not delivered to the internal network.

7.1.8. Self Test (TSF_S_TEST)

The TOE can execute a self test function to verify the integrity of TSF executable code and TSF data.

(1) FPT_TST.1 TSF testing

TOE verifies the area of NVRAM and SEEPROM including TSF data upon initiation, and displays an error on the control panel if an error occurs.

However, an error is not detected for the data on audit logs and time and date as these are not included in the target. Also, when Self Test function is set to be executed upon initiation, TOE calculates the checksum of Controller ROM to confirm if it matches the specified value, and displays an error on the control panel if an error occurs.

8. ACRONYMS AND TERMINOLOGY

8.1. Acronyms

The following acronyms are used in this ST:

Acronym	Definition
ADF	Auto Document Feeder
CAC	Common Access Card
CC	Common Criteria
CE	Customer Engineer / Customer Service Engineer
DRAM	Dynamic Random Access Memory
EAL	Evaluation Assurance Level
eMMC	Embedded Multi Media Card
FIPS PUB	Federal Information Processing Standard publication
IIT	Image Input Terminal
IOT	Image Output Terminal
IT	Information Technology
IP	Internet Protocol
MFD	Multi-Function Device
NVRAM	Non Volatile Random Access Memory
PDL	Page Description Language
PIV	Personal Identity Verification
PP	Protection Profile
SAR	Security Assurance Requirement
SEEPROM	Serial Electronically Erasable and Programmable Read Only Memory
SFP	Security Function Policy
SFR	Security Functional Requirement
SMTP	Simple Mail Transfer Protocol
SOF	Strength of Function
ST	Security Target
TOE	Target of Evaluation
TSF	TOE Security Function

8.2. Terminology

The following terms are used in this ST:

Term	Definition
User	Any entity outside the TOE who interacts with the TOE: <i>i.e.</i> general user, system administrator, and CE.
System Administrator Privilege (SA)	A user authorized by key operator to manage MFD maintenance and configure TOE security functions.
System Administrator	An authorized user who manages MFD maintenance and configures TOE security functions. This term covers both key operator and SA.
Customer Engineer (CE)	Customer service engineer, an engineer who maintains and repairs MFD.
Attacker	A malicious user of TOE
Control Panel	A panel of MFD on which buttons, lamps, and a touch screen panel are mounted to operate the MFD
General User Client	A client for general user.
System Administrator Client	A client for system administrator. An administrator can refer to and rewrite TOE setting data of MFD via Web browser.
Configuration Web Tool	A service on a Web server in the TOE to enable the Remote Configuration function and to confirm the status of the TOE and change settings, job deletion of the TOE via the Web browser of the user client. Configuration Web Tool can be used via the Windows standard Web browser. The full name of Configuration Web Tool is Dell Printer Configuration Web Tool.
System Administrator Mode	An operation mode that enables a system administrator to refer to and rewrite TOE setting for device operation and that for security functions according to the operational environment. This mode is distinguished from the operation mode that enables a general user to use the MFD functions.
Printer driver	Software to convert the data on a general user client into print data written in page description language (PDL), a readable format for MFD. Used on the user client.
Print Data	The data written in PDL, a readable format for MFD, which are to be converted into bitmap data by the TOE decompose function.
Control Data	The data that are transmitted by command and response interactions. This is one the type of the data transmitted between MFD hardware units.

Term	Definition
Bitmap Data	The decomposed data of the data read by the copy function and the print data transmitted from a user client to MFD by the print function. Bitmap data are stored into the eMMC memory after being compressed in the unique process.
Decompose Function	A function to analyze and convert the print data written in PDL into bitmap data.
Decompose	To analyze and convert the data written in PDL into bitmap data by the decompose function.
Original	Texts, images, and photos to be read from IIT in the copy function.
Document Data	Document data means all the data, including images, transmitted across the MFD when any of copy, print, network scan, or fax function is used by a general user. The document data includes: <ul style="list-style-type: none"> - Bitmap data read from IIT and printed out from IOT (copy function), - Print data sent by general user client and its decomposed bitmap data (print function), - Bitmap data read from IIT and sent to the fax destination and the bitmap data faxed from the sender's machine and printed out from the recipient's IOT (fax function).
Used Document Data	The remaining data in the MFD eMMC memory even after deletion. The document data are first stored into the eMMC memory, used, and then only their files are deleted.
Security Audit Log Data	The chronologically recorded data of important events of the TOE. The events such as device failure, configuration change, and user operation are recorded based on when and who caused what event and its result.
Internally Stored Data	The data which are stored in a general user client or in the general client and server, but do not include data regarding TOE functions.
General Data	The data on the internal network. The general data do not include data regarding TOE functions.
TOE Setting Data	The data which are created by the TOE or for the TOE and may affect the TOE security functions. Included in the TSF data, specifically they include the information regarding the functions of System Administrator's Security Management, Customer Engineer Operation Restriction, ID and password of users, access denial due to authentication failure of system administrator, Internal Network Data Protection, Security Audit Log, User Authentication, User permission, Report Print, Auto Clear, Data/Time, and Self Test.
General Client and Server	Client and server which do not directly engage in TOE operations
Cryptographic Key	The 256-bit data which is automatically generated. Before the data

Term	Definition
	are stored into the eMMC memory, they are encrypted with the cryptographic key.
Network	A general term to indicate both external and internal networks.
External Network	The network which cannot be managed by the organization that manages the TOE. This does not include the internal network.
Internal Network	Channels between MFD and highly reliable remote server / client PC. The channels are located in the network of the organization, the owner of the TOE, and are protected from the security risks coming from the external network.
User Authentication	<p>A function to limit the accessible TOE functions by identifying the user before he/she uses each TOE function.</p> <p>There are two modes, Local Authentication and Remote Authentication, and either mode is used for operation.</p> <p>Smart Card authentication is also available on the control panel.</p>
Local Authentication	A mode to manage user authentication of the TOE using the user information registered in the MFD.
Remote Authentication	A mode to manage user authentication of the TOE using the user information registered in the remote authentication server.
Smart Card Authentication	A function to identify and authenticate users by communicating with Kerberos server and OCSP server using user information and certificates stored in Smart Card (CAC/PIV).
OCSP Server	<p>The OCSP (Online Certificate Status Protocol) is a protocol for obtaining the revocation status of X.509 digital certificates in real time. A server that can use the OCSP is called an OCSP server (or OCSP responder).</p> <p>With an OCSP server, a client does not need to obtain and verify a CRL.</p>
Faxbox	<p>A location to store the fax document in the TOE.</p> <p>It enables to print the document stored in Faxbox.</p>

9. REFERENCES

The following documentation was used to prepare this ST.

Short Name	Document Title
[CC Part 1]	Part 1: Introduction and general model (September 2012 Version 3.1 Revision 4) Common Criteria for Information Technology Security Evaluation - Version 3.1 Part 1: Introduction and general model, dated September 2012, CCMB-2012-09-001 (Japanese version 1.0, dated November 2012, translated by Information-Technology Promotion Agency, Japan)
[CC Part 2]	Part 2: Security functional components (September 2012 Version 3.1 Revision 4) Common Criteria for Information Technology Security Evaluation - Version 3.1 Part 2: Security functional components, dated September 2012, CCMB-2012-09-002 (Japanese version 1.0, dated November 2012, translated by Information-Technology Promotion Agency, Japan)
[CC Part 3]	Part 3: Security assurance components (September 2012 Version 3.1 Revision 4) Common Criteria for Information Technology Security Evaluation - Version 3.1 Part 3: Security assurance components, dated September 2012, CCMB-2012-09-003 (Japanese version 1.0, dated November 2012, translated by Information-Technology Promotion Agency, Japan)
[CEM]	Common Methodology for Information Technology Security Evaluation - Version 3.1 Evaluation Methodology, dated September 2012, CCMB-2012-09-004 (Japanese version 1.0, dated November, translated by Information-Technology Promotion Agency, Japan)