



# Cisco Embedded Services Router 5900 Series, Integrated Services Router 800 Series, Integrated Services Router 800M Series & Industrial Router 800 Series

---

## Security Target

Version 1.0  
December 22, 2015



# Table of Contents

1	SECURITY TARGET INTRODUCTION .....	7
1.1	ST and TOE Reference .....	7
1.2	TOE Overview .....	8
1.2.1	TOE Product Type .....	8
1.2.2	Supported non-TOE Hardware/ Software/ Firmware .....	9
1.3	TOE DESCRIPTION .....	10
1.4	TOE Evaluated Configuration.....	13
1.5	Physical Scope of the TOE.....	13
1.6	Logical Scope of the TOE.....	19
1.6.1	Security Audit .....	20
1.6.2	Cryptographic Support.....	20
1.6.3	Full Residual Information Protection.....	21
1.6.4	Identification and authentication.....	21
1.6.5	Security Management .....	22
1.6.6	Packet Filtering.....	23
1.6.7	Protection of the TSF.....	23
1.6.8	TOE Access .....	23
1.6.9	Trusted path/Channels .....	23
1.7	Excluded Functionality .....	24
2	Conformance Claims.....	25
2.1	Common Criteria Conformance Claim .....	25
2.2	Protection Profile Conformance.....	25
2.3	Protection Profile Conformance Claim Rationale.....	25
2.3.1	TOE Appropriateness.....	25
2.3.2	TOE Security Problem Definition Consistency .....	25
2.3.3	Statement of Security Requirements Consistency .....	26
3	SECURITY PROBLEM DEFINITION.....	27
3.1	Assumptions .....	27
3.2	Threats.....	27
3.3	Organizational Security Policies .....	28
4	SECURITY OBJECTIVES.....	30
4.1	Security Objectives for the TOE .....	30
4.2	Security Objectives for the Environment.....	31
5	SECURITY REQUIREMENTS .....	32
5.1	Conventions.....	32
5.2	TOE Security Functional Requirements .....	32
5.3	SFRs from NDPP and VPN Gateway EP .....	34
5.3.1	Security audit (FAU).....	34
5.3.2	Cryptographic Support (FCS).....	37
5.3.3	User data protection (FDP) .....	41
5.3.4	Identification and authentication (FIA) .....	41
5.3.5	Security management (FMT).....	43
5.3.6	Packet Filtering (FPF).....	44

5.3.7	Protection of the TSF (FPT) .....	45
5.3.8	TOE Access (FTA) .....	46
5.3.9	Trusted Path/Channels (FTP).....	47
5.4	TOE SFR Dependencies Rationale for SFRs.....	47
5.5	Security Assurance Requirements.....	48
5.5.1	SAR Requirements.....	48
5.5.2	Security Assurance Requirements Rationale .....	48
5.6	Assurance Measures .....	49
6	TOE Summary Specification .....	50
6.1	TOE Security Functional Requirement Measures.....	50
7	Annex A: Key Zeroization .....	64
7.1	Key Zeroization.....	64
8	Annex B: References.....	66

## List of Tables

TABLE 1 ACRONYMS.....	5
TABLE 2 ST AND TOE IDENTIFICATION.....	7
TABLE 3 IT ENVIRONMENT COMPONENTS.....	9
TABLE 4 ESR 5900 HARDWARE MODELS AND SPECIFICATIONS .....	14
TABLE 5 ALGORITHM CERTIFICATE REFERENCES.....	20
TABLE 6 TOE PROVIDED CRYPTOGRAPHY .....	20
TABLE 7 EXCLUDED FUNCTIONALITY .....	24
TABLE 8 PROTECTION PROFILES.....	25
TABLE 9 TOE ASSUMPTIONS .....	27
TABLE 10 THREATS.....	27
TABLE 11 ORGANIZATIONAL SECURITY POLICIES.....	28
TABLE 12 SECURITY OBJECTIVES FOR THE TOE .....	30
TABLE 13 SECURITY OBJECTIVES FOR THE ENVIRONMENT.....	31
TABLE 14 SECURITY FUNCTIONAL REQUIREMENTS.....	32
TABLE 15 AUDITABLE EVENTS.....	35
TABLE 16: ASSURANCE MEASURES.....	48
TABLE 17 ASSURANCE MEASURES.....	49
TABLE 18 HOW TOE SFRS ARE MET .....	50
TABLE 19: TOE KEY ZEROIZATION.....	64
TABLE 20 REFERENCES.....	66

## List of Figures

FIGURE 1 TOE EXAMPLE DEPLOYMENT .....	12
---------------------------------------	----

## List of Acronyms

The following acronyms and abbreviations are common and may be used in this Security Target:

**Table 1 Acronyms**

<b>Acronyms / Abbreviations</b>	<b>Definition</b>
AAA	Administration, Authorization, and Accounting
ACL	Access Control Lists
AES	Advanced Encryption Standard
BRI	Basic Rate Interface
CA	Certificate Authority
CC	Common Criteria for Information Technology Security Evaluation
CEM	Common Evaluation Methodology for Information Technology Security
CM	Configuration Management
CSU	Channel Service Unit
DHCP	Dynamic Host Configuration Protocol
DSU	Data Service Unit
EAL	Evaluation Assurance Level
EHWIC	Ethernet High-Speed WIC
ESP	Encapsulating Security Payload
GE	Gigabit Ethernet port
HTTP	Hyper-Text Transport Protocol
HTTPS	Hyper-Text Transport Protocol Secure
ICMP	Internet Control Message Protocol
ISDN	Integrated Services Digital Network
ISR	Integrated Service Router
IT	Information Technology
NDPP	Network Device Protection Profile
OS	Operating System
PBKDF2	Password-Based Key Derivation Function version 2
PoE	Power over Ethernet
POP3	Post Office Protocol
PP	Protection Profile
SA	Security Association
SFP	Small-form-factor pluggable port
SHS	Secure Hash Standard
SIP	Session Initiation Protocol
SSHv2	Secure Shell (version 2)
ST	Security Target
TCP	Transport Control Protocol
TOE	Target of Evaluation
TSC	TSF Scope of Control
TSF	TOE Security Function
TSP	TOE Security Policy
UDP	User datagram protocol
WAN	Wide Area Network
WIC	WAN Interface Card

## DOCUMENT INTRODUCTION

**Prepared By:**

Cisco Systems, Inc.  
170 West Tasman Dr.  
San Jose, CA 95134

This document provides the basis for an evaluation of a specific Target of Evaluation (TOE), **Cisco Embedded Services Router 5900 Series, Integrated Services Router 800 Series, Integrated Services Router 800M Series & Industrial Router 800 Series**. This Security Target (ST) defines a set of assumptions about the aspects of the environment, a list of threats that the product intends to counter, a set of security objectives, a set of security requirements, and the IT security functions provided by the TOE which meet the set of requirements. Administrators of the TOE will be referred to as administrators, Authorized Administrators, TOE administrators, semi-privileged, privileged administrators, and security administrators in this document.

# 1 SECURITY TARGET INTRODUCTION

The Security Target contains the following sections:

- Security Target Introduction [Section 1]
- Conformance Claims [Section 2]
- Security Problem Definition [Section 3]
- Security Objectives [Section 4]
- IT Security Requirements [Section 5]
- TOE Summary Specification [Section 6]

The structure and content of this ST comply with the requirements specified in the Common Criteria (CC), Part 1, Annex A, and Part 2.

## 1.1 ST and TOE Reference

This section provides information needed to identify and control this ST and its TOE.

**Table 2 ST and TOE Identification**

Name	Description
<b>ST Title</b>	Cisco Embedded Services Router 5900 Series (ESR 5900), Integrated Services Router 800 Series (ISR-800), Integrated Services Router 800M Series (ISR-800M) & Industrial Router 800 Series (IR-800) Security Target
<b>ST Version</b>	1.0
<b>Publication Date</b>	December 22, 2015
<b>Vendor and ST Author</b>	Cisco Systems, Inc.
<b>TOE Reference</b>	Cisco Embedded Services Router 5900 Series (ESR 5900), Integrated Services Router 800 Series (ISR-800), Integrated Services Router 800M Series (ISR-800M) & Industrial Router 800 Series (IR-800)

<b>TOE Hardware Models</b>	<p>ESR 5900 -</p> <ul style="list-style-type: none"> <li>• Cisco 5915 ESR</li> <li>• Cisco 5940 ESR</li> </ul> <p>ISR-800 -</p> <ul style="list-style-type: none"> <li>• C887VAG-4G-GA-K9</li> <li>• C892FSP-K9</li> <li>• C897VA-K9</li> <li>• C897VAG-LTE-GA-K9</li> <li>• C899G-LTE-GA-K9</li> <li>• C899G-LTE-NA-K9</li> </ul> <p>ISR-800M -</p> <ul style="list-style-type: none"> <li>• Cisco C841M-4X</li> <li>• Cisco C841M-8X</li> </ul> <p>IR-800 -</p> <ul style="list-style-type: none"> <li>• Cisco 829GW-LTE-NA-AK9 IR</li> <li>• Cisco 829GW-LTE-VZ-AK9 IR</li> <li>• Cisco 829GW-LTE-GA-EK9 IR</li> <li>• Cisco 829GW-LTE-GA-ZK9 IR</li> <li>• Cisco 809G-LTE-VZ-K9 IR</li> <li>• Cisco 809G-LTE-GA-K9 IR</li> <li>• Cisco 809G-LTE-NA-K9 IR</li> </ul>
<b>TOE Software Version</b>	IOS 15.5(3)M
<b>Keywords</b>	Router, Network Appliance, Data Protection, Authentication, Cryptography, Secure Administration, Network Device, Virtual Private Network(VPN), VPN Gateway

## 1.2 TOE Overview

The Cisco ESR 5900 is a high-performance, ruggedized router designed for use in harsh environments-offering reliable operation in extreme temperatures and under shock and vibration conditions typical for mobile applications in rugged terrain.

The Cisco ISR-800 is a purpose-built, routing platform that combines data, security, unified communications and wireless services on a single device. The TOE includes the hardware models as defined in Table 2.

The Cisco ISR-800M is an entry level branch router that provides network connectivity for small offices to a central location. It is a semi-modular router and provides flexible WAN connectivity options including Gigabit Ethernet (GE), Serial, and 3G to connect the branch office to central office over a secure tunnel.

The Cisco IR-800 is a ruggedized fixed form factor router. It is a small-form factor cellular router targeting mobile/vehicle applications and includes Wi-Fi to provide connectivity in non-carpeted IT spaces, Industrials, Utilities, Transportation, Infrastructure, Industrial M2M application, asset monitoring, Smart Grid, and Utility Application.

### 1.2.1 TOE Product Type

The Cisco ESR 5900 is a router platform used to construct IP networks by interconnecting multiple smaller networks or network segments. The TOE provides connectivity and security



services onto a single, secure device. The flexible, compact form factor of these routers, complemented by Cisco IOS® Software, provides highly secure data, voice, and video communications to stationary and mobile network nodes across wired links. In support of the routing capabilities, the ESR 5900 provides IPsec connection capabilities for VPN enabled clients connecting through the ESR. The Cisco ISR-800s are fixed configuration routers that provide business solutions for secure voice and data communications to enterprise small branch offices. They are designed to deliver secure broadband, Metro Ethernet (MAN Ethernet) and wireless LAN (WLAN) connectivity. The Cisco ISR-800Ms are entry level branch router platforms that provide secure network connectivity for small offices. The Cisco ISR-800M supports highly available and redundant WAN connection options and allows migrate to different WAN connections. The Cisco IR-800 are ruggedized fixed form factor router platforms whose main application is in mobile/vehicle applications, ATMs and billboards.

### 1.2.2 Supported non-TOE Hardware/ Software/ Firmware

The TOE supports (in some cases optionally) the following hardware, software, and firmware in its environment when the TOE is configured in its evaluated configuration:

**Table 3 IT Environment Components**

Component	Required	Usage/Purpose Description for TOE performance
RADIUS or TACACS+ AAA Server	No	This includes any IT environment RADIUS or TACACS+ AAA server that provides single-use authentication mechanisms. This can be any RADIUS AAA server that provides single-use authentication. The TOE correctly leverages the services provided by this RADIUS or TACACS+ AAA server to provide single-use authentication to administrators.
Management Workstation with SSH Client	Yes	This includes any IT Environment Management workstation with a SSH client installed that is used by the TOE administrator to support TOE administration through SSH protected channels. Any SSH client that supports SSHv2 may be used.
Local Console	Yes	This includes any IT Environment Console that is directly connected to the TOE via the Serial Console Port and is used by the TOE administrator to support TOE administration.
Certification Authority (CA)	Yes	This includes any IT Environment Certification Authority on the TOE network. This can be used to provide the TOE with a valid certificate during certificate enrolment.
Remote VPN Gateway/Peer	Yes	This includes any VPN peer with which the TOE participates in VPN communications. Remote VPN Endpoints may be any device that supports IPsec VPN communications.
NTP Server	No	The TOE supports communications with an NTP server in order to synchronize the date and time on the TOE with the NTP server's date and time. A solution must be used that supports secure communications with up to a 32 character key.
Syslog Server	Yes	This includes any syslog server to which the TOE would transmit syslog messages. Also referred to as audit server in the ST
Another instance	No	Includes "another instance of the TOE" that would be installed in the evaluated

Component	Required	Usage/Purpose Description for TOE performance
of the TOE		configuration, and likely administered by the same personnel. Used as a VPN peer.

### 1.3 TOE DESCRIPTION

This section provides an overview of the Cisco **ESR 5900, ISR-800 Series, ISR-800M Series and IR-800 Series** Target of Evaluation (TOE).

- **ESR 5900 –**

The TOE is comprised of both software and hardware. The hardware is comprised of the Cisco 5915 and 5940 Embedded Services Router. The software is comprised of the Universal Cisco Internet Operating System (IOS) software image Release 15.5(3)M.

The ESR is a PCI-104 router module solution for protecting the network. The ESR provides routing, firewall, and VPN Gateway capabilities. The ESR controls the flow of IP traffic by matching information contained in the headers of connection-oriented or connection-less IP packets against a set of rules specified by the Authorized Administrator for firewalls. This header information includes source and destination host (IP) addresses, source and destination port numbers, and the transport service application protocol (TSAP) held within the data field of the IP packet. Depending upon the rule and the results of the match, the firewall either passes or drops the packet. The packet will be denied if the security policy is violated.

In addition to IP header information, the TOE mediates information flows on the basis of other information, such as the direction (incoming or outgoing) of the packet on any given firewall network interface. For connection-oriented transport services, the firewall either permits connections and subsequent packets for the connection or denies the connection and subsequent packets associated with the connection.

The ESR can also establish trusted paths of peer-to-peer VPN tunnels. In addition, the ESR can act as a VPN Gateway by establishing secure VPN tunnels with IPsec VPN clients. Remote VPN clients are able to securely connect into the ESR over an encrypted session in order to connect to an authorized internal private network.

The important features of the Cisco ESR 5900 include the following –

- Onboard hardware encryption for security protocols like IPsec, AES and IKE.
- Five 10/100 Fast Ethernet ports (two routed and three switched) supporting autonegotiation
- One RS-232 console port supporting modem flow-control signaling

- **ISR-800 -**

The TOE is comprised of both software and hardware. The hardware is comprised of the following models: C887VAG-4G-GA-K9, C892FSP-K9, C897VA-K9, C897VAG-LTE-GA-K9, C899G-LTE-GA-K9 and C899G-LTE-NA-K9. The software is comprised of the Universal Cisco Internet Operating System (IOS) software image Release 15.5(3)M.

The important features of the Cisco ISR-800 include the following –

- Secure broadband and Metro Ethernet access with concurrent services for enterprise small branch offices.
- Redundant WAN links: Fast Ethernet (FE), V.92, ISDN Basic, Rate Interface (BRI), Gigabit Ethernet (GE), ADSL2+/VDSL (Annex A/B/M), Multimode G.SHDSL, and Small Form-Factor Pluggable (SFP)
- Site-to-site remote-access and VPN services: IP Security (IPsec) VPNs
- 1000BASE-T Gigabit Ethernet WAN port
- 10/100BASE-T Fast Ethernet WAN port on the Cisco 891 or 1-port Gigabit Ethernet WAN port
- 1-port Gigabit Ethernet SFP socket for WAN connectivity
- Dedicated console and auxiliary ports for configuration and management

- **ISR-800M -**

The TOE is comprised of both software and hardware. The hardware is comprised of the Cisco C841M-4X and the Cisco C841M-8X. The software is comprised of the Universal Cisco Internet Operating System (IOS) software image Release 15.5(3)M.

Some of the most important features of the ISR-800M include –

- Best suited for secure WAN connectivity for very small locations, transactional data from ATM machines and kiosks, locations with limited WAN services requiring serial connectivity.
- Integrate a Gigabit Ethernet switch and redundant Gigabit Ethernet WAN uplinks
- VPN Support - Integrated IPsec, Group Encrypted Transport, Cisco Dynamic Multipoint VPN (DMVPN), Cisco FlexVPN, Cisco EasyVPN.
- Public-key-infrastructure (PKI) support.
- Semimodular architecture that supports pluggable Cisco WAN Interface Modules (WIMs)

- **IR-800 -**

The TOE is comprised of both software and hardware. The hardware is comprised of the Cisco 829GW-LTE-NA-AK9 IR, Cisco 829GW-LTE-VZ-AK9 IR, Cisco 829GW-LTE-GA-EK9 IR, Cisco 829GW-LTE-GA-ZK9 IR, Cisco 809G-LTE-VZ-K9 IR, Cisco 809G-LTE-GA-K9 IR and Cisco 809G-LTE-NA-K9 IR. The software is comprised of the Universal Cisco Internet Operating System (IOS) software image Release 15.5(3)M.

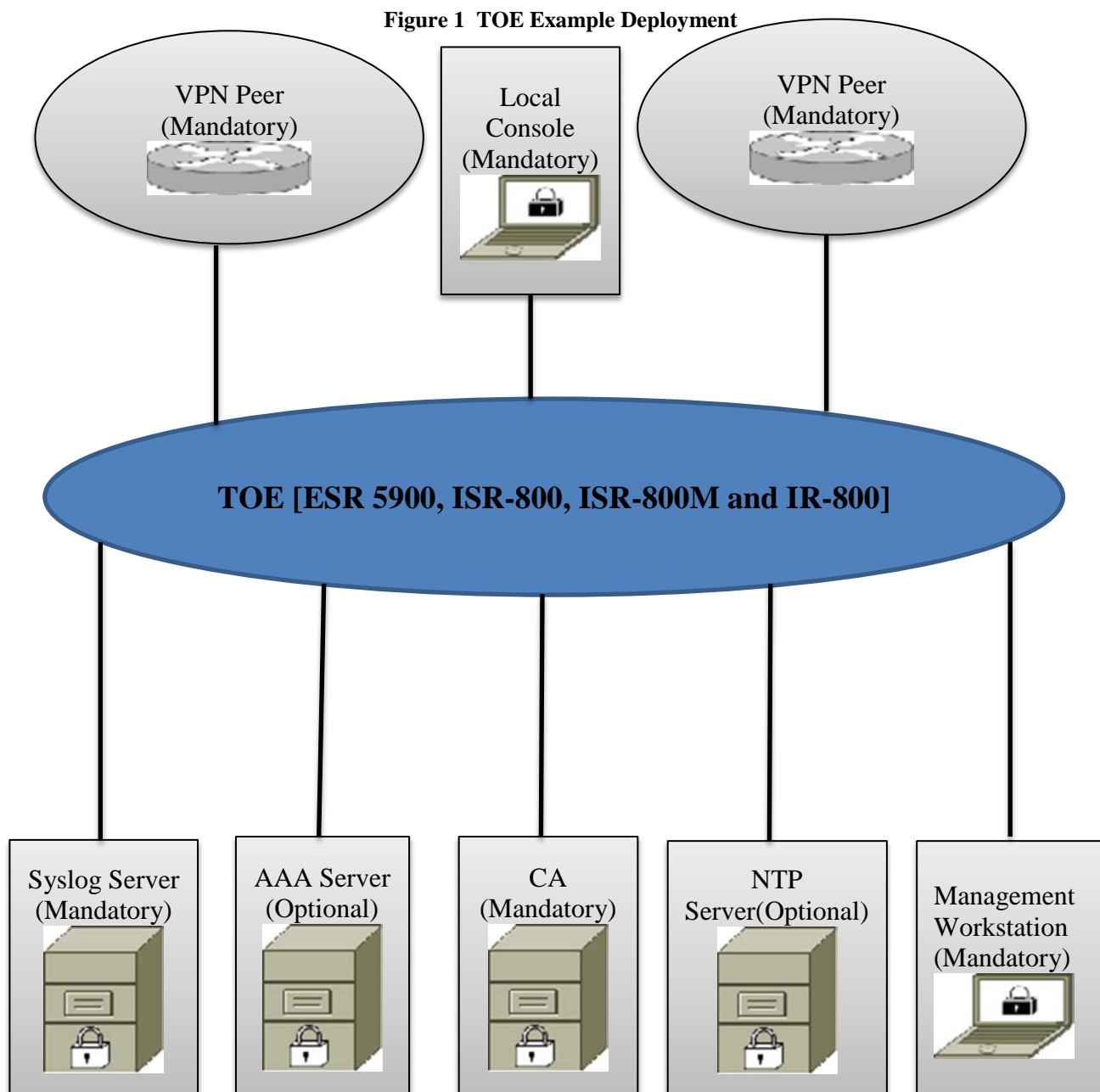
Some of the important features of the IR-800 include –

- Ruggedized fixed form factor router that targets mobile/vehicle applications and includes Wi-Fi to provide connectivity in non-carpeted IT spaces, Industrials, Utilities, Transportation, Infrastructure, Industrial M2M application, asset monitoring, Smart Grid, and Utility Application.
- Flash memory and main memory are factory default and cannot be upgraded by end user.
- The flash memory contains the Cisco IOS software image and the boot flash contains the ROMMON boot code
- 4-port GE LAN Switch, 1 GE RJ45 copper WAN or WAN/LAN module

Cisco IOS is a Cisco-developed highly configurable proprietary operating system that provides for efficient and effective routing and switching. Although IOS performs many networking functions, this TOE only addresses the functions that provide for the security of the TOE itself as described in Section 1.6 Logical Scope of the TOE.

All of the routers included in the TOE implement the security functions the same way and implement the same set of security functions and SFRs; the difference between the different models is related to performance and/or other non-security relevant factors.

The following figure provides a visual depiction of an example TOE deployment.





The previous figure includes the following:

- TOE (any of the ESR 5900, ISR-800, ISR-800M and IR-800 models listed in Table 2)
- The following are considered to be in the IT Environment:
  - (2) VPN Peers
  - Management Workstation
  - Authentication Server
  - NTP Server
  - Syslog Server
  - Local Console
  - CA

The ESR 5900, ISR-800, ISR-800M and IR-800 routers will henceforth be referred to as TOE in the rest of the document.

## 1.4 TOE Evaluated Configuration

The TOE consists of one or more physical devices as specified in section 1.5 below and includes the Cisco IOS software. The TOE has two or more network interfaces and is connected to at least one internal and one external network. The Cisco IOS configuration determines how packets are handled to and from the TOE's network interfaces. The router configuration will determine how traffic flows received on an interface will be handled. Typically, packet flows are passed through the internetworking device and forwarded to their configured destination. BGP, EIGRP, EIGRPv6 for IPv6 OSPF, OSPFv3 for IPv6, PIM, and RIPv2 routing protocols are used on all of the ISR models.

The TOE can optionally connect to an NTP server on its internal network for time services. Also, if the ISR is to be remotely administered, then the management station must be connected to an internal network, SSHv2 must be used to connect to the switch. A syslog server is also used to store audit records. The TOE can leverage the services provided by this RADIUS AAA server to provide single-use authentication to administrators. A CA server is used to provide the TOE with a valid certificate during certificate enrollment. If these servers are used, they must be attached to the internal (trusted) network. The internal (trusted) network is meant to be separated effectively from unauthorized individuals and user traffic; one that is in a controlled environment where implementation of security policies can be enforced.

## 1.5 Physical Scope of the TOE



The TOE is a hardware and software solution that makes up the router models as follows:



- Cisco 5915 ESR

- Cisco 5940 ESR
- C887VAG-4G-GA-K9
- C892FSP-K9
- C897VA-K9
- C897VAG-LTE-GA-K9
- C899G-LTE-GA-K9
- C899G-LTE-NA-K9
- Cisco C841M-4X
- Cisco C841M-8X
- Cisco 829GW-LTE-NA-AK9 IR
- Cisco 829GW-LTE-VZ-AK9 IR
- Cisco 829GW-LTE-GA-EK9 IR
- Cisco 829GW-LTE-GA-ZK9 IR
- Cisco 809G-LTE-VZ-K9 IR
- Cisco 809G-LTE-GA-K9 IR
- Cisco 809G-LTE-NA-K9 IR



The network, on which they reside, is considered part of the environment. The TOE guidance documentation that is considered to be part of the TOE can be found listed in the Cisco ESR 5900, ISR-800, ISR-800M and IR-800 Series Common Criteria Operational User Guidance and Preparative Procedures document and are downloadable from the <http://cisco.com> web site. The TOE is comprised of the following physical specifications as described in Table 4, Table 5 below:





**Table 4 ESR 5900 Hardware Models and Specifications**

Hardware	Picture	Size	Interfaces
Cisco 5915 ESR  DRAM – 512 MB  Flash memory – 256 MB	 (Air cooled model)   (Conduction cooled model)	Industry-standard PCI-104 3.775 x 4 in	(5) 10/100 Fast Ethernet ports (two routed and three switched) supporting autonegotiation  (1) RS-232 console port supporting modem flow-control signaling  LED Signals

Hardware	Picture	Size	Interfaces
Cisco 5940 ESR	 (Air cooled model)   (Conduction cooled model)	3U, 4HP CPCI module as per PICMG 2.0 R3.0	(4) 10/100/1000 Gigabit Ethernet ports  (1) RS-232 console port supporting modem flow-control signaling  LED signals



### ISR 800 Hardware Models and Specifications

Hardware	Picture	Size	Power Specifications	Interfaces
Cisco ISR - C887VAG-4G-GA-K9  Default and Maximum DRAM – 1 GB  Default and Maximum Flash memory – 1 GB		1.9 x 12.8 x 10.4 in. (48 x 325 x 264 mm)	AC input voltage: 100 to 240 VAC • Frequency: 50 to 60 Hz • Maximum output power: 60W • External output voltage: 48 VDC	(4) 10/100 Mbps managed switch  (1) Multimode VDSL2/ADSL2/2+ over basic telephone service
Cisco ISR - C892FSP-K9  Default and Maximum DRAM – 1 GB  Default and Maximum Flash memory – 256 MB		1.82 x 12.71 x 9.78 in. (4.62 x 32.28 x 24.84 cm)	AC input voltage: Universal 100 to 240 VAC • Frequency: 50 to 60 Hz • Maximum output power: 60W • External output voltage: 48 VDC	(1) Integrated USB 2.0/AUX/Console  (8) 10-/100-/1000-Mbps managed switch  (1) GE port  (1) GE port or SFP


Hardware	Picture	Size	Power Specifications	Interfaces
<p>Cisco ISR - C897VA-K9</p> <p>Default and Maximum DRAM – 1 GB</p> <p>Default and Maximum Flash memory – 256 MB</p>		<p>1.82 x 12.71 x 9.78 in. (4.62 x 32.28 x 24.84 cm)</p>	<p>AC input voltage: Universal 100 to 240 VAC</p> <ul style="list-style-type: none"> <li>• Frequency: 50 to 60 Hz</li> <li>• Maximum output power: 60W</li> <li>• External output voltage: 48 VDC</li> </ul>	<p>(8) 10-/100-/1000-Mbps managed switch</p> <p>(1) GE port or SFP</p> <p>(1) VDSL/ADSL2+ Annex A/M</p> <p>(1) Integrated USB 2.0/AUX/Console</p>
<p>Cisco ISR - C897VAG-LTE-GA-K9</p> <p>Default and Maximum DRAM – 1 GB</p> <p>Default and Maximum Flash memory – 1 GB</p>		<p>1.82 x 12.71 x 9.78 in. (4.62 x 32.28 x 24.84 cm)</p>	<p>AC input voltage: Universal 100 to 240 VAC</p> <ul style="list-style-type: none"> <li>• Frequency: 50 to 60 Hz</li> <li>• Maximum output power: 60W</li> <li>• External output voltage: 48 VDC</li> </ul>	<p>(1) RJ-45 console or auxiliary port that provides direct connection to a console or external modem for management.</p> <p>(8) 10-/100-/1000-Mbps managed switch</p> <p>(1) GE port or SFP</p> <p>(1) VDSL/ADSL2+ Annex A/M</p>
<p>Cisco ISR - C899G-LTE-GA-K9</p> <p>Default and Maximum DRAM – 1 GB</p> <p>Default and Maximum Flash memory – 1 GB</p>		<p>1.9 x 12.8 x 10.4 in. (48 x 325 x 264 mm)</p>	<p>AC input voltage: Universal 100 to 240 VAC</p> <ul style="list-style-type: none"> <li>• Frequency: 50 to 60 Hz</li> <li>• Maximum output power: 60W</li> <li>• External output voltage: 48 VDC</li> </ul>	<p>(1) RJ-45 console or auxiliary port that provides direct connection to a console or external modem for management.</p> <p>(8) 10-/100-/1000-Mbps managed switch</p> <p>(1) GE port</p> <p>(1) GE port or SFP</p>
<p>Cisco ISR - C899G-LTE-NA-K9</p> <p>Default and Maximum DRAM – 1 GB</p> <p>Default and Maximum Flash memory – 1 GB</p>		<p>1.9 x 12.8 x 10.4 in. (48 x 325 x 264 mm)</p>	<p>AC input voltage: Universal 100 to 240 VAC</p> <ul style="list-style-type: none"> <li>• Frequency: 50 to 60 Hz</li> <li>• Maximum output power: 60W</li> <li>• External output voltage: 48 VDC</li> </ul>	<p>(1) RJ-45 console or auxiliary port that provides direct connection to a console or external modem for management.</p> <p>(8) 10-/100-/1000-Mbps managed switch</p> <p>(1) GE port</p> <p>(1) GE port or SFP</p>



### ISR 800M Hardware Models and Specifications

Hardware	Picture	Size	Power	Interfaces
<p>Cisco C841M-4X</p> <p>Default and Maximum DRAM – 512 MB</p> <p>Default and Maximum Flash memory – 2 GB</p>		1.72 x 13.5 x 6.9 in.	<p>AC input voltage: Universal 100 to 240 VAC</p> <ul style="list-style-type: none"> <li>Frequency: 50 to 60 Hz</li> </ul>	<p>(1) Serial console port (up to 115.2 kbps)</p> <p>(4) RJ-45 onboard LAN 10/100/1000 ports</p> <p>(2) RJ-45 onboard WAN 10/100/1000 ports</p> <p>(2) WAN Interface slots</p> <p>Integrated/Fixed WAN Connections – 2GB Ethernet</p> <p>Integrated/Fixed LAN Connections – 4GB Ethernet</p>
<p>Cisco C841M-8X</p> <p>Default and Maximum DRAM – 1 GB</p> <p>Default and Maximum Flash memory – 2 GB</p>		1.72 x 13.5 x 6.9 in.	<p>AC input voltage: Universal 100 to 240 VAC</p> <ul style="list-style-type: none"> <li>Frequency: 50 to 60 Hz</li> </ul>	<p>(1) Serial console port (up to 115.2 kbps)</p> <p>(8) RJ-45 onboard LAN 10/100/1000 ports</p> <p>(2) RJ-45 onboard WAN 10/100/1000 ports</p> <p>(2) WAN Interface slots</p> <p>Integrated/Fixed WAN Connections – 2GB Ethernet</p> <p>Integrated/Fixed LAN Connections – 8GB Ethernet</p>

### IR-800 Hardware Models and Specifications

Hardware	Picture	Size	Power	Interfaces
<p>Cisco 829GW-LTE-NA-AK9 IR</p> <p>Default and Maximum DRAM – 2 GB</p>		7.70 x 11 x 1.73 in.	<p>12 VDC, 14 VDC nominal</p> <p>PWRx-20W-12VDC (10 VDC to 36 VDC operating range)</p>	<p>(4) GE LAN Switch</p> <p>(1) GE RJ-45 Copper or WAN/LAN module</p> <p>(1) RJ45 RS232 port</p>

Default and Maximum Flash memory – 8 GB			24 VDC 28 VDC nominal PWR <sub>x</sub> -20W-24VDC (18 VDC to 75 VDC operating range)	(1) RJ45 RS232/RS485 Serial port  (1) USB 2.0 Type A external port  (1) mini USB connector
Cisco 829GW-LTE-VZ-AK9 IR  Default and Maximum DRAM – 2 GB  Default and Maximum Flash memory – 8 GB		7.70 x 11 x 1.73 in.	12 VDC, 14 VDC nominal PWR <sub>x</sub> -20W-12VDC (10 VDC to 36 VDC operating range) 24 VDC 28 VDC nominal PWR <sub>x</sub> -20W-24VDC (18 VDC to 75 VDC operating range)	(4) GE LAN Switch  (1) GE RJ-45Copper or WAN/LAN module  (1) RJ45 RS232 port  (1) RJ45 RS232/RS485 Serial port  (1) USB 2.0 Type A external port  (1) mini USB connector
Cisco 829GW-LTE-GA-EK9 IR  Default and Maximum DRAM – 2 GB  Default and Maximum Flash memory – 8 GB		7.70 x 11 x 1.73 in.	12 VDC, 14 VDC nominal PWR <sub>x</sub> -20W-12VDC (10 VDC to 36 VDC operating range) 24 VDC 28 VDC nominal PWR <sub>x</sub> -20W-24VDC (18 VDC to 75 VDC operating range)	(4) GE LAN Switch  (1) GE RJ-45Copper or WAN/LAN module  (1) RJ45 RS232 port  (1) RJ45 RS232/RS485 Serial port  (1) USB 2.0 Type A external port  (1) mini USB connector
Cisco 829GW-LTE-GA-ZK9 IR  Default and Maximum DRAM – 2 GB  Default and Maximum Flash memory – 8 GB		7.70 x 11 x 1.73 in.	12 VDC, 14 VDC nominal PWR <sub>x</sub> -20W-12VDC (10 VDC to 36 VDC operating range) 24 VDC 28 VDC nominal PWR <sub>x</sub> -20W-24VDC (18 VDC to 75 VDC operating range)	(4) GE LAN Switch  (1) GE RJ-45Copper or WAN/LAN module  (1) RJ45 RS232 port  (1) RJ45 RS232/RS485 Serial port  (1) USB 2.0 Type A external port  (1) mini USB connector

<p>Cisco 809G-LTE-VZ-K9 IR</p> <p>Default and Maximum DRAM – 2 GB</p> <p>Default and Maximum Flash memory – 4 GB</p>		<p>1.15 x 5.05 x 6.27 in.</p>	<p>12 VDC, 14 VDC nominal PWRx-20W-12VDC (10 VDC to 36 VDC operating range) 24 VDC 28 VDC nominal PWRx-20W-24VDC (18 VDC to 75 VDC operating range)</p>	<p>(4) GE LAN Switch</p> <p>(2) RJ45 10/100/1000 Gigabit Ethernet</p> <p>(1) RJ45 RS232 port</p> <p>(1) RJ45 RS232/RS485 Serial port</p> <p>(1) USB2.0 Type A External Host Port</p> <p>(1) mini USB connector</p>
<p>Cisco 809G-LTE-GA-K9 IR</p> <p>Default and Maximum DRAM – 2 GB</p> <p>Default and Maximum Flash memory – 4 GB</p>		<p>1.15 x 5.05 x 6.27 in.</p>	<p>12 VDC, 14 VDC nominal PWRx-20W-12VDC (10 VDC to 36 VDC operating range) 24 VDC 28 VDC nominal PWRx-20W-24VDC (18 VDC to 75 VDC operating range)</p>	
<p>Cisco 809G-LTE-NA-K9 IR</p> <p>Default and Maximum DRAM – 2 GB</p> <p>Default and Maximum Flash memory – 4 GB</p>		<p>1.15 x 5.05 x 6.27 in.</p>	<p>12 VDC, 14 VDC nominal PWRx-20W-12VDC (10 VDC to 36 VDC operating range) 24 VDC 28 VDC nominal PWRx-20W-24VDC (18 VDC to 75 VDC operating range)</p>	

## 1.6 Logical Scope of the TOE

The TOE is comprised of several security features. Each of the security features identified above consists of several security functionalities, as identified below.

1. Security Audit
2. Cryptographic Support
3. Full Residual Information Protection

4. Identification and Authentication
5. Security Management
6. Packet Filtering
7. Protection of the TSF
8. TOE Access
9. Trusted Path/Channels

These features are described in more detail in the subsections below. In addition, the TOE implements all RFCs of the NDPP v1.1 and VPNGWEP v1.1 as necessary to satisfy testing/assurance measures prescribed therein.

### 1.6.1 Security Audit

The TOE provides extensive auditing capabilities. The TOE can audit events related to cryptographic functionality, identification and authentication, and administrative actions. The TOE generates an audit record for each auditable event. Each security relevant audit event has the date, timestamp, event description, and subject identity. The administrator configures auditable events, performs back-up operations, and manages audit data storage. The TOE provides the audit trail protection by providing remote backup to a syslog server over an encrypted channel.

### 1.6.2 Cryptographic Support

The TOE provides cryptography in support of other TOE security functionality. See **Table 5** for algorithm certificate references.

**Table 5 Algorithm Certificate References**

	IOS on Router
<b>AES</b>	2817 and 3625
<b>SHS</b>	2361 and 3043
<b>HMAC</b>	1764 and 2377
<b>RSA</b>	1471 and 1868
<b>ECDSA</b>	493 and 752
<b>DRBG</b>	481 and 953

The TOE provides cryptography in support of VPN connections and remote administrative management via SSHv2. The cryptographic services provided by the TOE are described in **Table 5** below.

**Table 6 TOE Provided Cryptography**

Cryptographic Method	Use within the TOE
----------------------	--------------------

Cryptographic Method	Use within the TOE
Internet Key Exchange	Used to establish initial IPsec session.
Secure Shell Establishment	Used to establish initial SSH session.
RSA/DSA Signature Services	Used in IPsec session establishment. Used in SSH session establishment. X.509 certificate signing
SP 800-90 RBG	Used in IPsec session establishment. Used in SSH session establishment.
SHS	Used to provide IPsec traffic integrity verification Used to provide SSH traffic integrity verification Used for keyed-hash message authentication
AES	Used to encrypt IPsec session traffic. Used to encrypt SSH session traffic.
RSA	Used in IKE protocols peer authentication Used to provide cryptographic signature services
ECC	Used to provide cryptographic signature services
DH	Used as the Key exchange method for SSH

The TOE can act as a certification authority thus signing and issuing certificates to other devices. The TOE can also use the X.509v3 certificate for securing IPsec and SSH, sessions.

### 1.6.3 Full Residual Information Protection

The TOE ensures that all information flows from the TOE do not contain residual information from previous traffic. Packets are padded with zeroes. Residual data is never transmitted from the TOE.

### 1.6.4 Identification and authentication

The TOE performs two types of authentication: device-level authentication of the remote device (VPN peers) and user authentication for the Authorized Administrator of the TOE. Device-level authentication allows the TOE to establish a secure channel with a trusted peer. The secure channel is established only after each device authenticates the other. Device-level authentication is performed via IKE/IPsec mutual authentication. The TOE supports use of IKEv1 (ISAKMP) and IKEv2 pre-shared keys for authentication of IPsec tunnels. The IKE phase authentication for the IPsec communication channel between the TOE and authentication server and between the

TOE and syslog server is considered part of the Identification and Authentication security functionality of the TOE.

The TOE provides authentication services for administrative users to connect to the TOE's secure CLI administrator interface. The TOE requires Authorized Administrators to authenticate prior to being granted access to any of the management functionality. The TOE can be configured to require a minimum password length of 15 characters as well as mandatory password complexity rules. The TOE provides administrator authentication against a local user database. Password-based authentication can be performed on the serial console or SSH interfaces. The SSHv2 interface also supports authentication using SSH keys. The TOE optionally supports use of a RADIUS or TACACS+ AAA server (part of the IT Environment) for authentication of administrative users attempting to connect to the TOE's CLI.

The TOE provides an automatic lockout when a user attempts to authenticate and enters invalid information. After a defined number of authentication attempts fail exceeding the configured allowable attempts, the user is locked out until an authorized administrator can enable the user account.

The TOE uses X.509v3 certificates as defined by RFC 5280 to support authentication for IPsec, and SSH connections.

### 1.6.5 Security Management

The TOE provides secure administrative services for management of general TOE configuration and the security functionality provided by the TOE. All TOE administration occurs either through a secure SSHv2 session or via a local console connection. The TOE provides the ability to securely manage:

- Administration of the TOE locally and remotely;
- All TOE administrative users;
- All identification and authentication;
- All audit functionality of the TOE;
- All TOE cryptographic functionality;
- The timestamps maintained by the TOE;
- Update to the TOE and verification of the updates;
- Configuration of IPsec functionality;
- TOE configuration file storage and retrieval.

The TOE supports two separate administrator roles: non-privileged administrator and privileged administrator. Only the privileged administrator can perform the above security relevant management functions. Management of the TSF data is restricted to Security Administrators. The ability to enable, disable, determine and modify the behavior of all of the security functions of the TOE is restricted to authenticated administrators.

Administrators can create configurable login banners to be displayed at time of login, and can also define an inactivity timeout for each admin interface to terminate sessions after a set period of inactivity.

### 1.6.6 Packet Filtering

The TOE provides packet filtering and secure IPsec tunneling. The tunnels can be established between two trusted VPN peers. More accurately, these tunnels are sets of security associations (SAs). The SAs define the protocols and algorithms to be applied to sensitive packets and specify the keying material to be used. SAs are unidirectional and are established per the ESP security protocol. An authorized administrator can define the traffic that needs to be protected via IPsec by configuring access lists (permit, deny, log) and applying these access lists to interfaces using crypto map sets.

### 1.6.7 Protection of the TSF

The TOE protects against interference and tampering by untrusted subjects by implementing identification, authentication, and access controls to limit configuration to Authorized Administrators. The TOE prevents reading of cryptographic keys and passwords. Additionally Cisco IOS is not a general-purpose operating system and access to Cisco IOS memory space is restricted to only Cisco IOS functions.

The TOE internally maintains the date and time. This date and time is used as the timestamp that is applied to audit records generated by the TOE. Administrators can update the TOE's clock manually, or can configure the TOE to use NTP to synchronize the TOE's clock with an external time source. Finally, the TOE performs testing to verify correct operation of the router itself and that of the cryptographic module.

The TOE is able to verify any software updates prior to the software updates being installed on the TOE to avoid the installation of unauthorized software.

Whenever a failure occurs within the TOE that results in the TOE ceasing operation, the TOE securely disables its interfaces to prevent the unintentional flow of any information to or from the TOE and reloads.

### 1.6.8 TOE Access

The TOE can terminate inactive sessions after an Authorized Administrator configurable time-period. Once a session has been terminated the TOE requires the user to re-authenticate to establish a new session.

The TOE can also display an Authorized Administrator specified banner on the CLI management interface prior to allowing any administrative access to the TOE.

### 1.6.9 Trusted path/Channels

The TOE allows trusted paths to be established to itself from remote administrators over SSHv2, and initiates outbound IPsec tunnels to transmit audit messages to remote syslog servers. In addition, IPsec is used to secure the session between the TOE and the authentication servers. The TOE can also establish trusted paths of peer-to-peer IPsec sessions. The peer-to-peer IPsec sessions can be used for securing the communications between the TOE and authentication server/syslog server, as well as to protect communications with a CA or remote administrative console.

## 1.7 Excluded Functionality

The following functionality is excluded from the evaluation.

**Table 7 Excluded Functionality**

<b>Excluded Functionality</b>	<b>Exclusion Rationale</b>
Non-CC mode of operation	This mode of operation includes non-allowed operations.

These services will be disabled by configuration. The exclusion of this functionality does not affect compliance to the U.S. Government Protection Profile for Security Requirements for Network Devices. All functions not discussed in the ST are outside the scope of the evaluation.



## 2 CONFORMANCE CLAIMS

### 2.1 Common Criteria Conformance Claim

The TOE and ST are compliant with the Common Criteria (CC) Version 3.1, Revision 4, dated: September 2012. For a listing of Assurance Requirements claimed see section 5.5.

The TOE and ST are CC Part 2 extended and CC Part 3 conformant.

### 2.2 Protection Profile Conformance

The TOE and ST are conformant with the Protection Profiles as listed in Table 8 below:

**Table 8 Protection Profiles**

Protection Profile	Version	Date
U.S. Government Protection Profile for Security Requirements for Network Devices (NDPP)	1.1	June 8, 2012
Network Device Protection Profile Extended Package VPN Gateway (VPNGWEP)	1.1	April 12, 2013
Security Requirements for Network Devices – Errata # 3 (Errata 3)	n/a	November 3, 2014

### 2.3 Protection Profile Conformance Claim Rationale

#### 2.3.1 TOE Appropriateness

The TOE provides all of the functionality at a level of security commensurate with that identified in the U.S. Government Protection Profile and extended package:

- U.S. Government Protection Profile for Security Requirements for Network Devices, Version 1.1
- Network Device Protection Profile Extended Package VPN Gateway, Version 1.1

#### 2.3.2 TOE Security Problem Definition Consistency

The Assumptions, Threats, and Organizational Security Policies included in the Security Target represent the Assumptions, Threats, and Organizational Security Policies specified in the U.S. Government Protection Profile for Security Requirements for Network Devices Version 1.1 and Network Device Protection Profile Extended Package VPN Gateway Version 1.1 for which conformance is claimed verbatim. All concepts covered in the Protection Profile Security Problem Definition are included in the Security Target Statement of Security Objectives Consistency.

The Security Objectives included in the Security Target represent the Security Objectives specified in the NDPPv1.1, and VPNGWEPv1.1 for which conformance is claimed verbatim.

All concepts covered in the Protection Profile's Statement of Security Objectives are included in the Security Target.

### **2.3.3 Statement of Security Requirements Consistency**

The Security Functional Requirements included in the Security Target represent the Security Functional Requirements specified in the NDPPv1.1, and VPNGWEP v1.1 for which conformance is claimed verbatim. All concepts covered in the Protection Profile's Statement of Security Requirements are included in this Security Target. Additionally, the Security Assurance Requirements included in this Security Target are identical to the Security Assurance Requirements included in section 4.3 of the NDPPv1.1 as well as section 5.2 of the VPNGWEP v1.1.

### 3 SECURITY PROBLEM DEFINITION

This chapter identifies the following:

- Significant assumptions about the TOE’s operational environment.
- IT related threats to the organization countered by the TOE.
- Environmental threats requiring controls to provide sufficient protection.
- Organizational security policies for the TOE as appropriate.

This document identifies assumptions as A.assumption with “assumption” specifying a unique name. Threats are identified as T.threat with “threat” specifying a unique name. Organizational Security Policies (OSPs) are identified as P.osp with “osp” specifying a unique name.

#### 3.1 Assumptions

The specific conditions listed in the following subsections are assumed to exist in the TOE’s environment. These assumptions include both practical realities in the development of the TOE security requirements and the essential environmental conditions on the use of the TOE.

**Table 9 TOE Assumptions**

Assumption	Assumption Definition
<b>Reproduced from the U.S. Government Protection Profile for Security Requirements for Network Devices</b>	
A.NO_GENERAL_PURPOSE	It is assumed that there are no general-purpose computing capabilities (e.g., compilers or user applications) available on the TOE, other than those services necessary for the operation, administration and support of the TOE.
A.PHYSICAL	Physical security, commensurate with the value of the TOE and the data it contains, is assumed to be provided by the environment.
A.TRUSTED_ADMIN	TOE Administrators are trusted to follow and apply all administrator guidance in a trusted manner.
<b>Reproduced from U.S. Government Approved Protection Profile - Network Device Protection Profile (NDPP) Extended Package VPN Gateway Version 1.1</b>	
A.CONNECTIONS	It is assumed that the TOE is connected to distinct networks in a manner that ensures that the TOE security policies will be enforced on all applicable network traffic flowing among the attached networks.

#### 3.2 Threats

The following table lists the threats addressed by the TOE and the IT Environment. The assumed level of expertise of the attacker for all the threats identified below is Enhanced-Basic.

**Table 10 Threats**

Threat	Threat Definition
<b>Reproduced from the U.S. Government Protection Profile for Security Requirements for Network Devices</b>	

Threat	Threat Definition
T.ADMIN_ERROR	An administrator may unintentionally install or configure the TOE incorrectly, resulting in ineffective security mechanisms.
T.TSF_FAILURE	Security mechanisms of the TOE may fail, leading to a compromise of the TSF.
T.UNDETECTED_ACTIONS	Malicious remote users or external IT entities may take actions that adversely affect the security of the TOE. These actions may remain undetected and thus their effects cannot be effectively mitigated.
T.UNAUTHORIZED_ACCESS	A user may gain unauthorized access to the TOE data and TOE executable code. A malicious user, process, or external IT entity may masquerade as an authorized entity in order to gain unauthorized access to data or TOE resources. A malicious user, process, or external IT entity may misrepresent itself as the TOE to obtain identification and authentication data.
T.UNAUTHORIZED_UPDATE	A malicious party attempts to supply the end user with an update to the product that may compromise the security features of the TOE.
T.USER_DATA_REUSE	User data may be inadvertently sent to a destination not intended by the original sender.
<b>Reproduced from the VPNGWEP</b>	
T.NETWORK_DISCLOSURE	Sensitive information on a protected network might be disclosed resulting from ingress- or egress-based actions.
T.NETWORK_ACCESS	Unauthorized access may be achieved to services on a protected network from outside that network, or alternately services outside a protected network from inside the protected network.
T.NETWORK_MISUSE	Access to services made available by a protected network might be used counter to Operational Environment policies.
T.TSF_FAILURE	Security mechanisms of the TOE may fail <sup>1</sup> , leading to a compromise of the TSF.
T.REPLAY_ATTACK	If malicious or external IT entities are able to gain access to the network, they may have the ability to capture information traversing throughout the network and send them on to the intended receiver.
T.DATA_INTEGRITY	A malicious party attempts to change the data being sent – resulting in loss of integrity.

### 3.3 Organizational Security Policies

The following table lists the Organizational Security Policies imposed by an organization to address its security needs.

**Table 11 Organizational Security Policies**

<sup>1</sup> Should read – “may fail” and not “mail fail”. Typo in the PP.

<b>Policy Name</b>	<b>Policy Definition</b>
P.ACCESS_BANNER	The TOE shall display an initial banner describing restrictions of use, legal agreements, or any other appropriate information to which users consent by accessing the TOE.

## 4 SECURITY OBJECTIVES

This Chapter identifies the security objectives of the TOE and the IT Environment. The security objectives identify the responsibilities of the TOE and the TOE's IT environment in meeting the security needs.

- This document identifies objectives of the TOE as O.objective with objective specifying a unique name. Objectives that apply to the IT environment are designated as OE.objective with objective specifying a unique name.

### 4.1 Security Objectives for the TOE

The following table, Security Objectives for the TOE, identifies the security objectives of the TOE. These security objectives reflect the stated intent to counter identified threats and/or comply with any security policies identified. An explanation of the relationship between the objectives and the threats/policies is provided in the rationale section of this document.

**Table 12 Security Objectives for the TOE**

TOE Objective	TOE Security Objective Definition
<b>Reproduced from the U.S. Government Protection Profile for Security Requirements for Network Devices</b>	
O.PROTECTED_COMMUNICATIONS	The TOE will provide protected communication channels for administrators, other parts of a distributed TOE, and authorized IT entities.
O.VERIFIABLE_UPDATES	The TOE will provide the capability to help ensure that any updates to the TOE can be verified by the administrator to be unaltered and (optionally) from a trusted source.
O.SYSTEM_MONITORING	The TOE will provide the capability to generate audit data and send those data to an external IT entity.
O.DISPLAY_BANNER	The TOE will display an advisory warning regarding use of the TOE.
O.TOE_ADMINISTRATION	The TOE will provide mechanisms to ensure that only administrators are able to log in and configure the TOE, and provide protections for logged-in administrators.
O.RESIDUAL_INFORMATION_CLEARING	The TOE will ensure that any data contained in a protected resource is not available when the resource is reallocated.
O.SESSION_LOCK	The TOE shall provide mechanisms that mitigate the risk of unattended sessions being hijacked.
O.TSF_SELF_TEST	The TOE will provide the capability to test some subset of its security functionality to ensure it is operating properly.
<b>Reproduced from the VPNGWEP</b>	

TOE Objective	TOE Security Objective Definition
O.ADDRESS_FILTERING	The TOE will provide the means to filter and log network packets based on source and destination addresses.
O.AUTHENTICATION	The TOE will provide a means to authenticate the user to ensure they are communicating with an authorized external IT entity.
O.CRYPTOGRAPHIC_FUNCTIONS	The TOE will provide means to encrypt and decrypt data as a means to maintain confidentiality and allow for detection and modification of TSF data that is transmitted outside of the TOE
O.FAIL_SECURE	Upon a self-test failure, the TOE will shutdown to ensure data cannot be passed while not adhering to the security policies configured by the administrator.
O.PORT_FILTERING	The TOE will provide the means to filter and log network packets based on source and destination transport layer ports.

## 4.2 Security Objectives for the Environment

All of the assumptions stated in section 3.1 are considered to be security objectives for the environment. The following are the Protection Profile non-IT security objectives, which, in addition to those assumptions, are to be satisfied without imposing technical requirements on the TOE. That is, they will not require the implementation of functions in the TOE hardware and/or software. Thus, they will be satisfied largely through application of procedural or administrative measures.

**Table 13 Security Objectives for the Environment**

Environment Security Objective	IT Environment Security Objective Definition
<b>Reproduced from the U.S. Government Protection Profile for Security Requirements for Network Devices</b>	
OE.NO_GENERAL_PURPOSE	There are no general-purpose computing capabilities (e.g., compilers or user applications) available on the TOE, other than those services necessary for the operation, administration and support of the TOE.
OE.PHYSICAL	Physical security, commensurate with the value of the TOE and the data it contains, is provided by the environment.
OE.TRUSTED_ADMIN	TOE Administrators are trusted to follow and apply all administrator guidance in a trusted manner.
<b>Reproduced from the VPNGWEP</b>	
OE.CONNECTIONS	TOE administrators will ensure that the TOE is installed in a manner that will allow the TOE to effectively enforce its policies on network traffic flowing among attached networks.

## 5 SECURITY REQUIREMENTS

This section identifies the Security Functional Requirements for the TOE. The Security Functional Requirements included in this section are derived from Part 2 of the *Common Criteria for Information Technology Security Evaluation, Version 3.1, Revision 4, dated: September 2012* and all international interpretations.

### 5.1 Conventions

The CC defines operations on Security Functional Requirements: assignments, selections, assignments within selections and refinements. This document uses the following font conventions to identify the operations defined by the CC:

- Assignment: Indicated with *italicized* text;
- Refinement: Indicated with **bold** text;
- Selection: Indicated with underlined text;
- Iteration: Indicated by appending the iteration number in parenthesis, e.g., (1), (2), (3).
- Where operations were completed in the NDPP, NDPP Errata#3 and VPNGWEP itself, the formatting used in those documents has been retained.

Explicitly stated SFRs are identified by having a label 'EXT' after the requirement name for TOE SFRs. Formatting conventions outside of operations matches the formatting specified within the NDPP.

The following conventions were used to resolve conflicting SFRs between the NDPP, NDPP Errata#3 and VPNGWEP:

- All SFRs from VPNGWEP reproduced as-is
- SFRs that appear in both NDPP and VPNGWEP are modified based on instructions specified in VPNGWEP
- NDPP SFRs with Errata modifications are defined based on instructions specified in the Errata
- NDPP SFRs with no Errata modifications are defined based on instructions specified in the NDPP

### 5.2 TOE Security Functional Requirements

This section identifies the Security Functional Requirements for the TOE. The TOE Security Functional Requirements that appear in the following table are described in more detail in the following subsections.

**Table 14 Security Functional Requirements**

Class Name	Component Identification	Component Name
FAU: Security audit	FAU_GEN.1	Audit data generation
	FAU_GEN.2	User Identity Association
	FAU_STG_EXT.1	External Audit Trail Storage



Class Name	Component Identification	Component Name
FCS: Cryptographic support	FCS_CKM.1(1)	Cryptographic Key Generation (for asymmetric keys)
	FCS_CKM.1(2)	Cryptographic Key Generation (for asymmetric keys)
	FCS_CKM_EXT.4	Cryptographic Key Zeroization
	FCS_COP.1(1)	Cryptographic Operation (for data encryption/decryption)
	FCS_COP.1(2)	Cryptographic Operation (for cryptographic signature)
	FCS_COP.1(3)	Cryptographic Operation (for cryptographic hashing)
	FCS_COP.1(4)	Cryptographic Operation (for keyed-hash message authentication)
	FCS_IPSEC_EXT.1	Extended: Internet Protocol Security (IPsec) Communications
	FCS_RBG_EXT.1	Extended: Cryptographic Operation (Random Bit Generation)
	FCS_SSH_EXT.1	Explicit: SSH
FDP: User data protection	FDP_RIP.2	Full Residual Information Protection
FIA: Identification and authentication	FIA_AFL.1	Authentication Failure Handling
	FIA_PMG_EXT.1	Password Management
	FIA_PSK_EXT.1	Extended: Pre-Shared Key Composition
	FIA_UIA_EXT.1	User Identification and Authentication
	FIA_UAU_EXT.2	Extended: Password-based Authentication Mechanism
	FIA_UAU.7	Protected Authentication Feedback
	FIA_X509_EXT.1	Extended: X.509 Certificates
FMT: Security management	FMT_MOF.1	Management of Security Functions Behavior
	FMT_MTD.1	Management of TSF Data (for general TSF data)
	FMT_SMF.1	Specification of Management Functions
	FMT_SMR.2	Restrictions on Security Roles
FPF: Packet Filtering	FPF_RUL_EXT.1	Packet Filtering
FPT: Protection of the TSF	FPT_FLS.1	Fail Secure

Class Name	Component Identification	Component Name
	FPT_SKP_EXT.1	Extended: Protection of TSF Data (for reading of all symmetric keys)
	FPT_APW_EXT.1	Extended: Protection of Administrator Passwords
	FPT_STM.1	Reliable Time Stamps
	FPT_TST_EXT.1	Extended: TSF Testing
	FPT_TUD_EXT.1	Extended: Trusted Update
FTA: TOE Access	FTA_SSL_EXT.1	TSF-initiated Session Locking
	FTA_SSL.3	TSF-initiated Termination
	FTA_SSL.4	User-initiated Termination
	FTA_TAB.1	Default TOE Access Banners
FTP: Trusted Path/Channels	FTP_ITC.1	Inter-TSF trusted channel
	FTP_TRP.1	Trusted Path

## 5.3 SFRs from NDPP and VPN Gateway EP

### 5.3.1 Security audit (FAU)

#### 5.3.1.1 FAU\_GEN.1 Audit data generation

**FAU\_GEN.1.1** The TSF shall be able to generate an audit record of the following auditable events:

- Start-up and shut-down of the audit functions;
- All auditable events for the not specified level of audit; and
- All administrative actions*;
- [Specifically defined auditable events listed in Table 15]*.

**FAU\_GEN.1.2** The TSF shall record within each audit record at least the following information:

- Date and time of the event, type of event, subject identity, and the outcome (success or failure) of the event; and
- For each audit event type, based on the auditable event definitions of the functional components included in the PP/ST, *[information specified in column three of Table 15]*.

Table 15 Auditable Events

SFR	Auditable Event	Additional Audit Record Contents
FAU_GEN.1	None.	None.
FAU_GEN.2	None.	None.
FAU_STG_EXT.1	None.	None.
FCS_CKM.1(1)	None.	None.
FCS_CKM.1(2)	None.	None.
FCS_CKM_EXT.4	None.	None.
FCS_COP.1(1)	None.	None.
FCS_COP.1(2)	None.	None.
FCS_COP.1(3)	None.	None.
FCS_COP.1(4)	None.	None.
FCS_IPSEC_EXT.1	Failure to establish an IPsec SA.	Reason for failure.
	Establishment/Termination of an IPsec SA.	Non-TOE endpoint of connection (IP address) for both successes and failures.
	Session Establishment with peer	Source and destination addresses  Source and destination ports  TOE Interface
FCS_RBG_EXT.1	None.	None.
FCS_SSH_EXT.1	Failure to establish an SSH session	Reason for failure.
	Establishment/Termination of an SSH session.	Non-TOE endpoint of connection (IP address) for both successes and failures.
FDP_RIP.2	None.	None.
FIA_PMG_EXT.1	None.	None.
FIA_UIA_EXT.1	All use of the identification and authentication mechanism.	Provided user identity, origin of the attempt (e.g., IP address).
FIA_UAU_EXT.2	All use of the authentication mechanism.	Origin of the attempt (e.g., IP address).
FIA_UAU.7	None.	None.

<b>SFR</b>	<b>Auditable Event</b>	<b>Additional Audit Record Contents</b>
FIA_X509_EXT.1	Establishing session with CA	Source and destination addresses Source and destination ports TOE Interface
FMT_MOF.1	None.	None.
FMT_MTD.1	None.	None.
FMT_SMF.1	None.	None.
FMT_SMR.2	None.	None.
FPF_RUL_EXT.1	Application of rules configured with the 'log' operation	Source and destination addresses Source and destination ports Transport Layer Protocol TOE Interface
	Indication of packets dropped due to too much network traffic	TOE interface that is unable to process packets
FPT_FLS.1	None.	None.
FPT_SKP_EXT.1	None.	None.
FPT_APW_EXT.1	None.	None.
FPT_STM.1	Changes to the time.	The old and new values for the time. Origin of the attempt (e.g., IP address).
FPT_TUD_EXT.1	Initiation of update.	No additional information.
FPT_TST_EXT.1	Indication that TSF self-test was completed.	Any additional information generated by the tests beyond "success" or "failure".
FTA_SSL_EXT.1	Any attempts at unlocking of an interactive session.	No additional information.
FTA_SSL.3	The termination of a remote session by the session locking mechanism.	No additional information.
FTA_SSL.4	The termination of an interactive session.	No additional information.
FTA_TAB.1	None.	None.
FTP_ITC.1	Initiation of the trusted channel.	Identification of the initiator and target of failed trusted channels establishment attempt
	Termination of the trusted channel.	

SFR	Auditable Event	Additional Audit Record Contents
	Failure of the trusted channel functions.	
FTP_TRP.1	Initiation of the trusted channel.	Identification of the claimed user identity.
	Termination of the trusted channel.	
	Failures of the trusted path functions	

### 5.3.1.2 FAU\_GEN.2 User Identity Association

**FAU\_GEN.2.1** For audit events resulting from actions of identified users, the TSF shall be able to associate each auditable event with the identity of the user that caused the event.

### 5.3.1.3 FAU\_STG\_EXT.1 External Audit Trail Storage

**FAU\_STG\_EXT.1.1** The TSF shall be able to [transmit the generated audit data to an external IT entity] using a trusted channel implementing the [IPsec] protocol.

## 5.3.2 Cryptographic Support (FCS)

### 5.3.2.1 FCS\_CKM.1(1) Cryptographic Key Generation (for asymmetric keys)

**FCS\_CKM.1.1(1) Refinement:** The TSF shall generate **asymmetric** cryptographic keys **used for key establishment** in accordance with [

- NIST Special Publication 800-56A, “Recommendation for Pair-Wise Key Establishment Schemes Using Discrete Logarithm Cryptography” for elliptic curve-based key establishment schemes and implementing “NIST curves” P-256, P-384 and [no other curves] (as defined in FIPS PUB 186-3, “Digital Signature Standard”)
- NIST Special Publication 800-56B, “Recommendation for Pair-Wise Key Establishment Schemes Using Integer Factorization Cryptography” for RSA-based key establishment schemes ]

and specified cryptographic key sizes *equivalent to, or greater than, a symmetric key strength of 112 bits.*

### 5.3.2.2 FCS\_CKM.1(2) Cryptographic Key Generation (for asymmetric keys)

**FCS\_CKM.1.1(2) Refinement:** The TSF shall generate **asymmetric** cryptographic keys **used for IKE peer authentication** in accordance with a:[

- FIPS PUB 186-3, “Digital Signature Standard (DSS)”, Appendix B.3 for RSA schemes;

- FIPS PUB 186-3, “Digital Signature Standard (DSS)”, Appendix B.4 for ECDSA schemes and implementing “NIST curves” P-256, P-384 and [no other curves];

and specified cryptographic key sizes *equivalent to, or greater than, a symmetric key strength of 112 bits.*

#### 5.3.2.3 FCS\_CKM\_EXT.4 Cryptographic Key Zeroization

**FCS\_CKM\_EXT.4.1** The TSF shall zeroize all plaintext secret and private cryptographic keys and CSPs when no longer required.

#### 5.3.2.4 FCS\_COP.1(1) Cryptographic Operation (for data encryption/decryption)

**FCS\_COP.1.1(1) Refinement:** The TSF shall perform [*encryption and decryption*] in accordance with a specified cryptographic algorithm *AES operating in GCM, CBC, [no other modes]* and cryptographic key sizes 128-bits, 256-bits, and **[no other key sizes]** that meets the following:

- **FIPS PUB 197, “Advanced Encryption Standard (AES)”**
- **NIST SP 800-38D, NIST SP 800-38A [no other standards]**

#### 5.3.2.5 FCS\_COP.1(2) Cryptographic Operation (for cryptographic signature)

**FCS\_COP.1.1(2) Refinement:** The TSF shall perform **cryptographic signature services** in accordance with a: [

- **RSA Digital Signature Algorithm (RSA) with a key size (modulus) of 2048 bits or greater that meets FIPS PUB 186-2 or FIPS PUB 186-3, “Digital Signature Standard”,**
- **Elliptic Curve Digital Signature Algorithm (ECDSA) with a key size of 256 bits or greater that meets FIPS PUB 186-3, “Digital Signature Standard” with “NIST curves” P-256, P-384 and no other curves (as defined in FIPS PUB 186-3, “Digital Signature Standard”)].**

#### 5.3.2.6 FCS\_COP.1(3) Cryptographic Operation (for cryptographic hashing)

**FCS\_COP.1.1(3) Refinement:** The TSF shall perform [*cryptographic hashing services*] in accordance with a specified cryptographic algorithm [*SHA-1, SHA-256, SHA-384, SHA-512*] **and message digest sizes [160, 256, 384, 512] bits** that meet the following: *FIPS Pub 180-3, “Secure Hash Standard.”*

### 5.3.2.7 FCS\_COP.1(4) Cryptographic Operation (for keyed-hash message authentication)

**FCS\_COP.1.1(4) Refinement:** The TSF shall perform [*keyed-hash message authentication*] in accordance with a specified cryptographic algorithm HMAC-[SHA-1, SHA-256, SHA-384, SHA-512], **key size** [160], **and message digest sizes** [160, 256, 384, 512] **bits** that meet the following: *FIPS Pub 198-1, "The Keyed-Hash Message Authentication Code, and FIPS Pub 180-3, "Secure Hash Standard."*

### 5.3.2.8 FCS\_IPSEC\_EXT.1 Explicit: IPSEC

**FCS\_IPSEC\_EXT.1.1** The TSF shall implement the IPsec architecture as defined by RFC 4301.

**FCS\_IPSEC\_EXT.1.2** The TSF shall implement [tunnel mode, transport mode]

**FCS\_IPSEC\_EXT.1.3** The TSF shall have a nominal, final entry in the SPD that matches anything that is otherwise unmatched, and discards it.

**FCS\_IPSEC\_EXT.1.4** The TSF shall implement the IPsec protocol ESP as defined by RFC 4303 using the cryptographic algorithms AES-GCM-128, AES-GCM-256 as specified in RFC 4106, [AES-CBC-128, AES-CBC-256 (both specified by RFC 3602) together with a Secure Hash Algorithm (SHA)-based HMAC].

**FCS\_IPSEC\_EXT.1.5** The TSF shall implement the protocol: [IKEv1 as defined in RFCs 2407, 2408, 2409, RFC 4109, [no other RFCs for extended sequence numbers] and [RFC 4868 for hash functions]; IKEv2 as defined in RFCs 5996 (with mandatory support for NAT traversal as specified in section 2.23) and [RFC 4868 for hash functions]].

**FCS\_IPSEC\_EXT.1.6** The TSF shall ensure the encrypted payload in the [IKEv1, IKEv2] protocol uses the cryptographic algorithms AES-CBC-128, AES-CBC-256 as specified in RFC 6379 and [no other algorithms].

**FCS\_IPSEC\_EXT.1.7** The TSF shall ensure that IKEv1 Phase 1 exchanges use only main mode.

**FCS\_IPSEC\_EXT.1.8** The TSF shall ensure that [IKEv2 SA lifetimes can be configured by an Administrator based on number of packets or length of time, where the time values can be limited to: 24 hours for Phase 1 SAs and 8 hours for Phase 2 SAs, IKEv1 SA lifetimes can be configured by an Administrator based on number of packets or length of time, where the time values can be limited to: 24 hours for Phase 1 SAs and 8 hours for Phase 2 SAs].

**FCS\_IPSEC\_EXT.1.9** The TSF shall generate the secret value  $x$  used in the IKE Diffie-Hellman key exchange (" $x$ " in  $g^x \bmod p$ ) using the random bit generator specified in FCS\_RBG\_EXT.1, and having a length of at least [320 (for DH Group 14), 256 (for DH Group 19), 256 (for DH Group 24), 384 (for DH Group 20), 424 (for DH Group 15), and 480 (bits for DH Group 16)] bits.

**FCS\_IPSEC\_EXT.1.10** The TSF shall generate nonces used in IKE exchanges in a manner such that the probability that a specific nonce value will be repeated during the life a specific IPsec SA is less than 1 in  $2^{128}$ .

**FCS\_IPSEC\_EXT.1.11** The TSF shall ensure that all IKE protocols implement DH Groups 14 (2048-bit MODP), 19 (256-bit Random ECP), and [24 (2048-bit MODP with 256-bit POS), 20 (384-bit Random ECP), 15 (3072 bit MODP), and 16 (4096-bit MODP)].

**FCS\_IPSEC\_EXT.1.12** The TSF shall ensure that all IKE protocols perform peer authentication using a [RSA, ECDSA] that use X.509v3 certificates that conform to RFC 4945 and [Pre-shared Keys].

**FCS\_IPSEC\_EXT.1.13** The TSF shall be able to ensure by default that the strength of the symmetric algorithm (in terms of the number of bits in the key) negotiated to protect the [IKEv1 Phase 1, IKEv2 IKE\_SA] connection is greater than or equal to the strength of the symmetric algorithm (in terms of the number of bits in the key) negotiated to protect the [IKEv1 Phase 2, IKEv2 CHILD\_SA] connection.

#### 5.3.2.9 FCS\_RBG\_EXT.1 Extended: Cryptographic Operation (Random Bit Generation)

**FCS\_RBG\_EXT.1.1** The TSF shall perform all random bit generation (RBG) services in accordance with [NIST Special Publication 800-90 using CTR\_DRBG (AES)] seeded by an entropy source that accumulated entropy from a TSF-hardware based noise source, and [no other noise source].

**FCS\_RBG\_EXT.1.2** The deterministic RBG shall be seeded with a minimum of [256 bits] of entropy at least equal to the greatest security strength of the keys and hashes that it will generate.

#### 5.3.2.10 FCS\_SSH\_EXT.1 Explicit: SSH

**FCS\_SSH\_EXT.1.1** The TSF shall implement the SSH protocol that complies with RFCs 4251, 4252, 4253, 4254, and [no other RFCs].

**FCS\_SSH\_EXT.1.2** The TSF shall ensure that the SSH protocol implementation supports the following authentication methods as described in RFC 4252: public key-based, password-based.

**FCS\_SSH\_EXT.1.3** The TSF shall ensure that, as described in RFC 4253, packets greater than [35000] bytes in an SSH transport connection are dropped.

**FCS\_SSH\_EXT.1.4** The TSF shall ensure that the SSH transport implementation uses the following encryption algorithms: AES-CBC-128, AES-CBC-256, [no other algorithms].

**FCS\_SSH\_EXT.1.5** The TSF shall ensure that the SSH transport implementation uses [SSH\_RSA] and [no other public key algorithms] as its public key algorithm(s).



**FCS\_SSH\_EXT.1.6** The TSF shall ensure that data integrity algorithms used in SSH transport connection is [*hmac-sha1, hmac-sha1-96*].

**FCS\_SSH\_EXT.1.7** The TSF shall ensure that diffie-hellman-group14-sha1 and [no other methods] are the only allowed key exchange methods used for the SSH protocol.

### 5.3.3 User data protection (FDP)

#### 5.3.3.1 FDP\_RIP.2 Full Residual Information Protection

**FDP\_RIP.2.1** The TSF shall ensure that any previous information content of a resource is made unavailable upon the [*deallocation of the resource from*] all objects.

### 5.3.4 Identification and authentication (FIA)

#### 5.3.4.1 FIA\_AFL.1 Authentication Failure Handling

**FIA\_AFL.1.1 Refinement:** The TSF shall detect when **an Administrator configurable positive integer of successive** unsuccessful authentication attempts occur related to **administrators attempting to authenticate remotely**.

**FIA\_AFL.1.2** When the defined number of unsuccessful authentication attempts has been **met**, the TSF shall [prevent the offending remote administrator from successfully authenticating until an authorized administrator unlocks the locked user account] is taken by a local Administrator.]

#### 5.3.4.2 FIA\_PMG\_EXT.1 Password Management

**FIA\_PMG\_EXT.1.1** The TSF shall provide the following password management capabilities for administrative passwords:

1. Passwords shall be able to be composed of any combination of upper and lower case letters, numbers, and the following special characters: [“!” , “@” , “#” , “\$” , “%” , “^” , “&” , “\*” , “(” , “)” , [“.” , “:” , “<” , “>” , “/” , “;” , “'” , “:” , “”” , “\” , “/” , “]” , “[” , “{” , “}” , “-” , “\_” , “=” , “+” , “~” , “^”]];
2. Minimum password length shall settable by the Security Administrator, and support passwords of 15 characters or greater;

#### 5.3.4.3 FIA\_PSK\_EXT.1 Extended: Pre-Shared Key Composition

**FIA\_PSK\_EXT.1.1** The TSF shall be able to use pre-shared keys for IPsec and [no other protocols].

**FIA\_PSK\_EXT.1.2** The TSF shall be able to accept text-based pre-shared keys that:

- are 22 characters and [any combination of alphanumeric or special characters up to 128 bytes];

- composed of any combination of upper and lower case letters, numbers, and special characters (that include: “!”, “@”, “#”, “\$”, “%”, “^”, “&”, “\*”, “(”, and “)”).

**FIA\_PSK\_EXT.1.3** The TSF shall condition the text-based pre-shared keys by using [SHA-1].

**FIA\_PSK\_EXT.1.4** The TSF shall be able to [accept] bit-based pre-shared keys.

#### 5.3.4.4 FIA\_UIA\_EXT.1 User Identification and Authentication

**FIA\_UIA\_EXT.1.1** The TSF shall allow the following actions prior to requiring the non-TOE entity to initiate the identification and authentication process:

- Display the warning banner in accordance with FTA\_TAB.1;
- [no other actions]

**FIA\_UIA\_EXT.1.2** The TSF shall require each administrative user to be successfully identified and authenticated before allowing any other TSF-mediated action on behalf of that administrative user.

#### 5.3.4.5 FIA\_UAU\_EXT.2 Extended: Password-based Authentication Mechanism

**FIA\_UAU\_EXT.2.1** The TSF shall provide a local password-based authentication mechanism, [*remote password-based authentication via RADIUS and TACACS+, public-key based authentication for SSH connections*] to perform administrative user authentication.

#### 5.3.4.6 FIA\_UAU.7 Protected Authentication Feedback

**FIA\_UAU.7.1** The TSF shall provide only *obscured feedback* to the administrative user while the authentication is in progress at the local console.

#### 5.3.4.7 FIA\_X509\_EXT.1 Extended: X.509 Certificates

**FIA\_X509\_EXT.1.1** The TSF shall use X.509v3 certificates as defined by RFC 5280 to support authentication for IPsec and [SSH] connections.

**FIA\_X509\_EXT.1.2** The TSF shall store and protect certificate(s) from unauthorized deletion and modification.

**FIA\_X509\_EXT.1.3** The TSF shall provide the capability for authenticated Administrators to load X.509v3 certificates into the TOE for use by the security functions specified in this PP.

**FIA\_X509\_EXT.1.4** The TSF shall generate a Certificate Request Message as specified in RFC 2986 and be able to provide the following information in the request: public key, Common Name, Organization, Organizational Unit, and Country.

**FIA\_X509\_EXT.1.5** The TSF shall validate the certificate using [the Online Certificate Status Protocol (OCSP) as specified in RFC 2560, a Certificate Revocation List (CRL) as specified in

RFC 5759].

**FIA\_X509\_EXT.1.6** The TSF shall validate a certificate path by ensuring the presence of the basicConstraints extension is present and the cA flag is set to TRUE for all CA certificates.

**FIA\_X509\_EXT.1.7** The TSF shall not treat a certificate as a CA certificate if the basicConstraints extension is not present or the cA flag is not set to TRUE.

**FIA\_X509\_EXT.1.8** The TSF shall not establish an SA if a certificate is deemed invalid.

**FIA\_X509\_EXT.1.9** The TSF shall not establish an SA if the distinguished name (DN) contained in a certificate does not match the expected DN for the entity attempting to establish a connection.

**FIA\_X509\_EXT.1.10** When the TSF cannot establish a connection to determine the validity of a certificate, the TSF shall, at the option of the administrator, establish an SA or disallow the establishment of an SA.

### 5.3.5 Security management (FMT)

#### 5.3.5.1 FMT\_MOF.1 Management of Security Functions Behavior

**FMT\_MOF.1.1 Refinement:** The TSF shall restrict the ability to enable, disable, determine and modify the behavior of all of the security functions of the TOE identified in this EP to an authenticated Administrator.

#### 5.3.5.2 FMT\_MTD.1 Management of TSF Data (for general TSF data)

**FMT\_MTD.1.1** The TSF shall restrict the ability to *manage* the *TSF data* to the *Security Administrators*.

#### 5.3.5.3 FMT\_SMF.1 Specification of Management Functions

**FMT\_SMF.1.1** The TSF shall be capable of performing the following security management functions:

- *Ability to configure the cryptographic functionality;*
- *Ability to configure the IPsec functionality;*
- *Ability to enable, disable, determine and modify the behavior of all the security functions of the TOE identified in this EP to the Administrator;*
- *Ability to configure all security management functions identified in other sections of this EP.*

### 5.3.5.4 FMT\_SMR.2 Restrictions on Security Roles

**FMT\_SMR.2.1** The TSF shall maintain the roles:

- **Authorized Administrator.**

**FMT\_SMR.2.2** The TSF shall be able to associate users with roles.

**FMT\_SMR.2.3** The TSF shall ensure that the conditions

- **Authorized Administrator role shall be able to administer the TOE locally;**
  - **Authorized Administrator role shall be able to administer the TOE remotely;**
- are satisfied.

### 5.3.6 Packet Filtering (FPF)

#### 5.3.6.1 FPF\_RUL\_EXT.1 Packet Filtering

**FPF\_RUL\_EXT.1.1** The TSF shall perform Packet Filtering on network packets processed by the TOE.

**FPF\_RUL\_EXT.1.2** The TSF shall process the following network traffic protocols:

- Internet Protocol (IPv4)
- Internet Protocol version 6 (IPv6)
- Transmission Control Protocol (TCP)
- User Datagram Protocol (UDP)

and be capable of inspecting network packet header fields defined by the following RFCs to the extent mandated in the other elements of this SFR

- RFC 791 (IPv4)
- RFC 2460 (IPv6)
- RFC 793 (TCP)
- RFC 768 (UDP).

**FPF\_RUL\_EXT.1.3** The TSF shall allow the definition of Packet Filtering rules using the following network protocol fields:

- IPv4
  - Source address
  - Destination Address
  - Protocol
- IPv6
  - Source address
  - Destination Address
  - Next Header (Protocol)
- TCP

- Source Port
- Destination Port
- UDP
  - Source Port
  - Destination Port

and distinct interface.

**FPF\_RUL\_EXT.1.4** The TSF shall allow the following operations to be associated with Packet Filtering rules: permit, deny, and log.

**FPF\_RUL\_EXT.1.5** The TSF shall allow the Packet Filtering rules to be assigned to each distinct network interface.

**FPF\_RUL\_EXT.1.5** The TSF shall allow the Packet Filtering rules to be assigned to each distinct network interface.

**FPF\_RUL\_EXT.1.6** The TSF shall process the applicable Packet Filtering rules (as determined in accordance with FPF\_RUL\_EXT.1.5) in the following order: Administrator-defined.

**FPF\_RUL\_EXT.1.7** The TSF shall deny packet flow if a matching rule is not identified.

### 5.3.7 Protection of the TSF (FPT)

#### 5.3.7.1 FPT\_FLS.1 Fail Secure

**FPT\_FLS.1.1 Refinement:** The TSF shall **shutdown** when the following types of failures occur: failure of the power-on self-tests, failure of integrity check of the TSF executable image, failure of noise source health tests.

#### 5.3.7.2 FPT\_SKP\_EXT.1 Extended: Protection of TSF Data (for reading of all symmetric keys)

**FPT\_SKP\_EXT.1.1** The TSF shall prevent reading of all pre-shared keys, symmetric keys, and private keys.

#### 5.3.7.3 FPT\_APW\_EXT.1 Extended: Protection of Administrator Passwords

**FPT\_APW\_EXT.1.1** The TSF shall store passwords in non-plaintext form.

**FPT\_APW\_EXT.1.2** The TSF shall prevent the reading of plaintext passwords.

#### 5.3.7.4 FPT\_STM.1 Reliable time stamps

**FPT\_STM.1.1** The TSF shall be able to provide reliable time stamps for its own use.

### 5.3.7.5 FPT\_TST\_EXT.1: Extended: TSF Testing

**FPT\_TST\_EXT.1.1** The TSF shall run a suite of self tests during initial start-up (on power on) to demonstrate the correct operation of the TSF.

**FPT\_TST\_EXT.1.2** The TSF shall provide the capability to verify the integrity of stored TSF executable code when it is loaded for execution through the use of the TSF-provided cryptographic service specified in FCS\_COP.1(2).

### 5.3.7.6 FPT\_TUD\_EXT.1 Extended: Trusted Update

**FPT\_TUD\_EXT.1.1** The TSF shall provide security administrators the ability to query the current version of the TOE firmware/software.

**FPT\_TUD\_EXT.1.2** The TSF shall provide security administrators the ability to initiate updates to TOE firmware/software.

**FPT\_TUD\_EXT.1.3** The TSF shall provide a means to verify firmware/software updates to the TOE using a digital signature mechanism and [published hash] prior to installing those updates.

## 5.3.8 TOE Access (FTA)

### 5.3.8.1 FTA\_SSL\_EXT.1 TSF-initiated Session Locking

**FTA\_SSL\_EXT.1.1** The TSF shall, for local interactive sessions, [

- terminate the session]

after a Security Administrator-specified time period of inactivity.

### 5.3.8.2 FTA\_SSL.3 TSF-initiated Termination

**FTA\_SSL.3.1 Refinement:** The TSF shall terminate a **remote** interactive session after a [*Security Administrator-configurable time interval of session inactivity*].

### 5.3.8.3 FTA\_SSL.4 User-initiated Termination

**FTA\_SSL.4.1** The TSF shall allow Administrator-initiated termination of the Administrator's own interactive session.

### 5.3.8.4 FTA\_TAB.1 Default TOE Access Banners

**FTA\_TAB.1.1 Refinement:** Before establishing an **administrative user** session the TSF shall display a **Security Administrator-specified** advisory **notice and consent** warning message regarding use of the TOE.

### 5.3.9 Trusted Path/Channels (FTP)

#### 5.3.9.1 FTP\_ITC.1 Inter-TSF trusted channel

**FTP\_ITC.1.1 Refinement:** The TSF shall use IPsec, and [no other protocols] to provide a trusted communication channel between itself and all authorized IT entities that is logically distinct from other communication channels and provides assured identification of its end points and protection of the channel data from disclosure and detection of modification of the channel data.

**FTP\_ITC.1.2** The TSF shall permit *the TSF, or the authorized IT entities* to initiate communication via the trusted channel.

**FTP\_ITC.1.3** The TSF shall initiate communication via the trusted channel for [

- *external audit servers using IPsec,*
- *remote AAA servers using IPsec,*
- *remote VPN gateways/peers using IPsec,*
- *another instance of the TOE using IPsec,*
- *a CA server using IPsec].*

#### 5.3.9.2 FTP\_TRP.1 Trusted Path

**FTP\_TRP.1.1 Refinement:** The TSF shall use [IPsec, SSH] provide a **trusted** communication path between itself and **remote administrators** that is logically distinct from other communication paths and provides assured identification of its end points and protection of the communicated data from *disclosure and detection of modification of the communicated data.*

**FTP\_TRP.1.2 Refinement:** The TSF shall permit **remote administrators** to initiate communication via the trusted path.

**FTP\_TRP.1.3** The TSF shall require the use of the trusted path for *initial administrator authentication and all remote administration actions.*

## 5.4 TOE SFR Dependencies Rationale for SFRs

The NDPPv1.1, NDPP Errata#3 and VPNGWEP v1.1 contain all the requirements claimed in this Security Target. The order of precedence followed in case of duplicate requirements is as follows - VPNGWEP v1.1 > NDPP Errata#3 > NDPPv1.1. As such the dependencies are not applicable since the PP and EP have been approved.

## 5.5 Security Assurance Requirements

### 5.5.1 SAR Requirements

The TOE assurance requirements for this ST are taken directly from the NDPP which are derived from Common Criteria Version 3.1, Revision 4. The assurance requirements are summarized in the table below.

**Table 16: Assurance Measures**

<b>Assurance Class</b>	<b>Components</b>	<b>Components Description</b>
DEVELOPMENT	ADV_FSP.1	Basic Functional Specification
GUIDANCE DOCUMENTS	AGD_OPE.1	Operational user guidance
	AGD_PRE.1	Preparative User guidance
LIFE CYCLE SUPPORT	ALC_CMC.1	Labeling of the TOE
	ALC_CMS.1	TOE CM coverage
TESTS	ATE_IND.1	Independent testing – conformance
VULNERABILITY ASSESSMENT	AVA_VAN.1	Vulnerability analysis

### 5.5.2 Security Assurance Requirements Rationale

This target was chosen to ensure that the TOE has a low to moderate level of assurance in enforcing its security functions when instantiated in its intended environment which imposes no restrictions on assumed activity on applicable networks.



## 5.6 Assurance Measures

The TOE satisfies the identified assurance requirements. This section identifies the Assurance Measures applied by Cisco to satisfy the assurance requirements. The table below lists the details.

**Table 17 Assurance Measures**

<b>Component</b>	<b>How requirement will be met</b>
ADV_FSP.1	The functional specification describes the external interfaces of the TOE; such as the means for a user to invoke a service and the corresponding response of those services. The description includes the interface(s) that enforces a security functional requirement, the interface(s) that supports the enforcement of a security functional requirement, and the interface(s) that does not enforce any security functional requirements. The interfaces are described in terms of their purpose (general goal of the interface), method of use (how the interface is to be used), parameters (explicit inputs to and outputs from an interface that control the behavior of that interface), parameter descriptions (tells what the parameter is in some meaningful way), and error messages (identifies the condition that generated it, what the message is, and the meaning of any error codes). The development evidence also contains a tracing of the interfaces to the SFRs described in this ST.
AGD_OPE.1	The Administrative Guide provides the descriptions of the processes and procedures of how the administrative users of the TOE can securely administer the TOE using the interfaces that provide the features and functions detailed in the guidance.
AGD_PRE.1	The Installation Guide describes the installation, generation, and startup procedures so that the users of the TOE can put the components of the TOE in the evaluated configuration.
ALC_CMC.1	The Configuration Management (CM) document(s) describes how the consumer (end-user) of the TOE can identify the evaluated TOE (Target of Evaluation). The CM document(s), identifies the configuration items, how those configuration items are uniquely identified, and the adequacy of the procedures that are used to control and track changes that are made to the TOE. This includes details on what changes are tracked, how potential changes are incorporated, and the degree to which automation is used to reduce the scope for error. The TOE will also be provided along with the appropriate administrative guidance.
ALC_CMS.1	
ATE_IND.1	Cisco will provide the TOE for testing.
AVA_VAN.1	Cisco will provide the TOE for testing.

## 6 TOE SUMMARY SPECIFICATION

### 6.1 TOE Security Functional Requirement Measures

This chapter identifies and describes how the Security Functional Requirements identified above are met by the TOE.

**Table 18 How TOE SFRs are met**

TOE SFRs	How the SFR is Met												
FAU_GEN.1	<p>The TOE generates an audit record that is stored internally within the TOE whenever an audited event occurs. The types of events that cause audit records to be generated include: startup and shutdown of the audit mechanism, cryptography related events, identification and authentication related events, and administrative events (the specific events and the contents of each audit record are listed in the table within the FAU_GEN.1 SFR, “Auditable Events Table”). Each of the events is specified in syslog records in enough detail to identify the user for which the event is associated, date and time the event occurred, where the event occurred, the outcome of the event, and the type of event that occurred. When the incoming traffic to the TOE exceeds what the interface can handle, the packets are dropped at the input queue itself and there are no error messages generated.</p> <table border="1" data-bbox="534 982 1414 1856"> <thead> <tr> <th data-bbox="534 982 873 1031">Auditable Event</th> <th data-bbox="873 982 1414 1031">Rationale</th> </tr> </thead> <tbody> <tr> <td data-bbox="534 1031 873 1173">All use of the user identification mechanism.</td> <td data-bbox="873 1031 1414 1173">Events will be generated for attempted identification/ authentication, and the username attempting to authenticate and source address or interface will be included in the log record.</td> </tr> <tr> <td data-bbox="534 1173 873 1396">Any use of the authentication mechanism.</td> <td data-bbox="873 1173 1414 1396">Events will be generated for attempted identification/ authentication, and the username attempting to authenticate will be included in the log record, along with the origin or source of the attempt.</td> </tr> <tr> <td data-bbox="534 1396 873 1551">Management functions</td> <td data-bbox="873 1396 1414 1551">The use of the security management functions is logged; modifications of the behavior of the functions in the TSF and modifications of default settings.</td> </tr> <tr> <td data-bbox="534 1551 873 1701">Changes to the time.</td> <td data-bbox="873 1551 1414 1701">The old and new values for the time. Origin of the attempt (e.g., IP address).</td> </tr> <tr> <td data-bbox="534 1701 873 1856">Failure to establish an IPsec SA. Establishment/Termination of an IPsec SA.</td> <td data-bbox="873 1701 1414 1856">Reason for failure. Non-TOE endpoint of connection (IP address) for both successes and failures Source and destination addresses</td> </tr> </tbody> </table>	Auditable Event	Rationale	All use of the user identification mechanism.	Events will be generated for attempted identification/ authentication, and the username attempting to authenticate and source address or interface will be included in the log record.	Any use of the authentication mechanism.	Events will be generated for attempted identification/ authentication, and the username attempting to authenticate will be included in the log record, along with the origin or source of the attempt.	Management functions	The use of the security management functions is logged; modifications of the behavior of the functions in the TSF and modifications of default settings.	Changes to the time.	The old and new values for the time. Origin of the attempt (e.g., IP address).	Failure to establish an IPsec SA. Establishment/Termination of an IPsec SA.	Reason for failure. Non-TOE endpoint of connection (IP address) for both successes and failures Source and destination addresses
Auditable Event	Rationale												
All use of the user identification mechanism.	Events will be generated for attempted identification/ authentication, and the username attempting to authenticate and source address or interface will be included in the log record.												
Any use of the authentication mechanism.	Events will be generated for attempted identification/ authentication, and the username attempting to authenticate will be included in the log record, along with the origin or source of the attempt.												
Management functions	The use of the security management functions is logged; modifications of the behavior of the functions in the TSF and modifications of default settings.												
Changes to the time.	The old and new values for the time. Origin of the attempt (e.g., IP address).												
Failure to establish an IPsec SA. Establishment/Termination of an IPsec SA.	Reason for failure. Non-TOE endpoint of connection (IP address) for both successes and failures Source and destination addresses												

TOE SFRs	How the SFR is Met	
	Session Establishment with peer.	Source and destination ports TOE Interface
	Establishing session with CA	The connection to CA's for the purpose of certificate verification is logged.
	Failure to establish and/or establishment/termination of an SSH session	Attempts to establish a SSH session or the failure of an established SSH session is logged as well as successfully established and terminated sessions.
	Application of rules configured with the 'log' operation	Logs are generated when traffic matches acls that are configured with the log operation.
	Indication of packets dropped due to too much network traffic	Logs are generated when traffic that exceeds the settings allowed on an interface is received.
	Indication that TSF self-test was completed.	During bootup, if the self-test fails, the failure is logged.
	Initiation of update	Audit event is generated for the initiation of a software update.
	Any attempts at unlocking of an interactive session.	Audit event is generated after a user's session is locked and the admin user is required to re-authenticate.
	Once a remote interactive session is terminated after a Security Administrator-configurable time interval of session inactivity.	An audit event is generated by when sessions are terminated after exceeding the inactivity settings.

TOE SFRs	How the SFR is Met	
	The termination of an interactive session.	An audit event is generated by an authorized administrator when the exit command is used.
	Initiation of the trusted channel/ path. Termination of the trusted channel/ path. Failure of the trusted channel/ path functions.	See the rows for IPsec and SSH above.
FAU_GEN.2	The TOE ensures that each auditable event is associated with the user that triggered the event and as a result they are traceable to a specific user. For example a human user, user identity, or related session ID would be included in the audit record. For an IT entity or device, the IP address, MAC address, host name, or other configured identification is presented.	
FAU_STG_EXT.1	<p>The administrator can set the level of the audit records to be stored in a local buffer, displayed on the console, sent to the syslog server or all of the above. For instance all emergency, alerts, critical, errors, and warning messages can be sent to the console and local buffer alerting the administrator that some action needs to be taken as these types of messages mean that the functionality of the TOE is affected. All notifications and information type message can be sent to the syslog server. The audit records are transmitted using IPsec channel to the syslog server. If the communications to the syslog server is lost, the TOE generates an audit record and all permit traffic is denied until the communications is re-established.</p> <p>The local logging buffer size can be configured from a range of 4096 (default) to 2147483647 bytes. It is noted to not make the buffer size too large because the TOE could run out of memory for other tasks. Use the show memory privileged EXEC command to view the free processor memory on the TOE. However, this value is the maximum available, and the buffer size should not be set to this amount.</p> <p>The local logging buffer is circular, so newer messages overwrite older messages after the buffer is full. Administrators are instructed to monitor the log buffer using the show logging privileged EXEC command to view the audit records. The first message displayed is the oldest message in the buffer. There are other associated commands to clear the local buffer, to set the logging level, etc.</p> <p>The TOE is configured to export syslog records to a specified, external syslog server. The TOE protects communications with an external syslog server via IPsec. The TOE transmits its audit events to all configured syslog servers at the same time logs are written to the local log buffer and to the console. The TOE is capable of detecting when the IPsec connection fails. The TOE also stores a limited set of audit records locally on the TOE, and continues to do so if the communication with the syslog server goes down. If the IPsec connection fails, the TOE will buffer a small amount of audit records on the TOE when it discovers it can no longer communicate with its configured syslog server, and will transmit</p>	

TOE SFRs	How the SFR is Met
	<p>the buffer contents when connectivity to the syslog server is restored. This store is separate from the local logging buffer, which could be set to a different level of logging than what is to be sent via syslog.</p> <p>Only Authorized Administrators are able to clear the local logs, and local audit records are stored in a directory that does not allow administrators to modify the contents.</p>
FCS_CKM.1(1)	<p>The TOE implements a random number generator for Diffie-Hellman and Elliptic curve key establishment (conformant to NIST SP 800-56A), and for RSA key establishment schemes (conformant to NIST SP 800-56B). The TOE complies with section 5.6 and all subsections regarding asymmetric key pair generation and key establishment in the NIST SP 800-56A. The TOE complies with section 6 and all subsections regarding RSA key pair generation and key establishment in the NIST SP 800-56B. The TOE can create a RSA public-private key pair that can be used to generate a Certificate Signing Request (CSR). Through use of Simple Certificate Enrollment Protocol (SCEP), the TOE can: send the CSR to a Certificate Authority (CA) for the CA to generate a certificate; and receive its X.509v3 certificate from the CA. Integrity of the CSR and certificate during transit are assured through use of digitally signatures (encrypting the hash of the TOE's public key contained in the CSR and certificate). The TOE can store and distribute the certificate to external entities including Registration Authorities (RA). The IOS Software supports embedded PKI client functions that provide secure mechanisms for distributing, managing, and revoking certificates. In addition, the IOS Software includes an embedded certificate server, allowing the router to act as a certification authority on the network. The TOE can act as a certification authority thus digitally signing and issuing certificates to both the TOE and external entities. The TOE can also use the X.509v3 certificate for securing IPsec and SSH sessions. The TOE provides cryptographic signature services using ECDSA that meets FIPS 186-3, "Digital Signature Standard" with NIST curves P-256 and P-384 and RSA that meets FIPS PUB 186-2 or FIPS 186-3, "Digital Signature Standard"</p>
FCS_CKM.1(2)	<p>The TOE meets all requirements for destruction of keys and Critical Security Parameters (CSPs) in that none of the symmetric keys, pre-shared keys, or private keys are stored in plaintext form. See refer to Table 18 for more information on the key zeroization.</p>
FCS_CKM_EXT.4	<p>The TOE provides symmetric encryption and decryption capabilities using AES in CBC and GCM mode (128 and 256 bits) as described in NIST SP 800-38A and NIST SP 800-38D. Please see Table 5 for validation details. AES is implemented in the following protocols: IPSEC and SSH.</p>
FCS_COP.1(1)	<p>The TOE provides cryptographic signature services using RSA Digital Signature Algorithm with key size of 2048 and greater as specified in FIPS PUB 186-3, "Digital Signature Standard" and FIPS PUB 186-2, "Digital Signature Standard". In addition, the TOE will provide cryptographic signature services using ECDSA with key size of 256 or greater as specified in FIPS PUB 186-3, "Digital Signature Standard". The TOE provides cryptographic signature services using ECDSA that meets FIPS 186-3, "Digital Signature Standard" with NIST curves P-256 and P-384.</p>
FCS_COP.1(2)	<p>The TOE provides cryptographic hashing services using SHA-1, SHA-256, SHA-</p>
FCS_COP.1(3)	<p>The TOE provides cryptographic hashing services using SHA-1, SHA-256, SHA-</p>

TOE SFRs	How the SFR is Met
	384, and SHA-512 with message digest sizes 160, 256, 384 and 512 bits respectively, as specified in FIPS Pub 180-3 "Secure Hash Standard."
FCS_COP.1(4)	The TOE provides keyed-hashing message authentication services using HMAC-SHA-1, SHA-256, SHA-384, and SHA-512 with 160-bit key size and message digests sizes 160, 256, 384 and 512 bits respectively, as specified in FIPS Pub 198-1, "The Keyed-Hash Message Authentication Code," and FIPS 180-3, "Secure Hash Standard."
FCS_IPSEC_EXT.1	<p>The TOE implements IPsec to provide authentication and encryption services to prevent unauthorized viewing or modification of data as it travels over the external network. IPsec provides secure tunnels between two peers, such as two routers. An authorized administrator defines which packets are considered sensitive and should be sent through these secure tunnels. When the IPsec peer recognizes a sensitive packet, the peer sets up the appropriate secure tunnel and sends the packet through the tunnel to the remote peer. More accurately, these tunnels are sets of security associations (SAs) that are established between two IPsec peers. The SAs define the protocols and algorithms to be applied to sensitive packets and specify the keying material to be used. SAs are unidirectional and are established per security protocol (AH or ESP). In the evaluated configuration only ESP will be configured for use.</p> <p>A crypto map (the Security Policy Definition) set can contain multiple entries, each with a different access list. The crypto map entries are searched in a sequence - the router attempts to match the packet to the access list (acl) specified in that entry. When a packet matches a permit entry in a particular access list, the method of security in the corresponding crypto map is applied. If the crypto map entry is tagged as ipsecisakmp, IPsec is triggered. The traffic matching the permit acls would then flow through the IPsec tunnel and be classified as "PROTECTED". Traffic that does not match a permit acl in the crypto map, but that is not disallowed by other acls on the interface is allowed to BYPASS the tunnel. Traffic that does not match a permit acl and is also blocked by other non-crypto acls on the interface would be DISCARDED.</p> <p>If there is no SA that the IPsec can use to protect this traffic to the peer, IPsec uses IKE to negotiate with the remote peer to set up the necessary IPsec SAs on behalf of the data flow. The negotiation uses information specified in the crypto map entry as well as the data flow information from the specific access list entry.</p> <p>In addition to tunnel mode, which is the default IPsec mode, the TOE also supports transport mode, allowing for only the payload of the packet to be encrypted. If tunnel mode is explicitly specified, the router will request tunnel mode and will accept only tunnel mode.</p> <p>The IPsec implementation provides VPN peer-to-peer capabilities. The VPN peer-to-peer tunnel allows for example the TOE and another router to establish an IPsec tunnel to secure the passing of route tables (user data). Another configuration in the peer-to-peer configuration is to have the TOE be set up with an IPsec tunnel with a VPN peer to secure the session between the TOE and syslog server.</p> <p>IPsec Internet Key Exchange, also called ISAKMP, is the negotiation protocol that</p>

TOE SFRs	How the SFR is Met
	<p>lets two peers agree on how to build an IPsec Security Association (SA). The strength of the symmetric algorithm negotiated to protect the IKEv1 Phase 1 and IKEv2 IKE_SA connection is greater than or equal to the strength of the symmetric algorithm negotiated to protect the IKEv1 Phase 2 or IKEv2 CHILD_SA connection. The IKE protocols implement Peer Authentication using RSA and ECDSA along with X.509v3 certificates, or pre-shared keys. IKE separates negotiation into two phases: phase 1 and phase 2. Phase 1 creates the first tunnel, which protects later ISAKMP negotiation messages. The key negotiated in phase 1 enables IKE peers to communicate securely in phase 2. During Phase 2 IKE establishes the IPsec SA. IKE maintains a trusted channel, referred to as a Security Association (SA), between IPsec peers that is also used to manage IPsec connections, including:</p> <ul style="list-style-type: none"> <li>• The negotiation of mutually acceptable IPsec options between peers (including peer authentication parameters, either signature based or pre-shared key based),</li> <li>• The establishment of additional Security Associations to protect packets flows using Encapsulating Security Payload (ESP), and</li> <li>• The agreement of secure bulk data encryption AES keys for use with ESP.</li> </ul> <p>After the two peers agree upon a policy, the security parameters of the policy are identified by an SA established at each peer, and these IKE SAs apply to all subsequent IKE traffic during the negotiation.</p> <p>The TOE supports both IKEv1 and IKEv2 session establishment. As part of this support, the TOE can be configured to not support aggressive mode for IKEv1 exchanges and to only use main mode using the 'crypto ISAKMP aggressive-mode disable' command. The TOE supports configuration lifetimes of both Phase 1 SAs and Phase 2 SAs using the following command, lifetime. The time values for Phase 1 SAs can be limited to 24 hours and for Phase 2 SAs to 8 hour, but it is configurable to 8 hours. The IKEv2 SA lifetimes can also be configured by an Administrator based on number of packets. The TOE supports Diffie-Hellman Group 14, 19, 24, 20, 15 and 16. Group 14 (2048-bit keys) can be set by using the "group 14" command in the config mode. The nonces used in IKE exchanges are generated in a manner such that the probability that a specific nonce value will be repeated during the life a specific IPsec SA is less than <math>1</math> in <math>2^{128}</math>. The secret value 'x' used in the IKE Diffie-Hellman key exchange ("x" in <math>g^x \text{ mod } p</math>) is generated using a NIST-approved AES-CTR Deterministic Random Bit Generator (DRBG). Preshared keys can be configured using the 'crypto isakmp key' key command and may be proposed by each of the peers negotiating the IKE establishment.</p> <p>The TOE provides AES-CBC-128 and AES-CBC-256 for encrypting the IKEv1 and IKEv2 payloads. The administrator is instructed in the AGD to ensure that the size of key used for ESP must be greater than or equal to the key size used to protect the IKE payload.</p>
FCS_SSH_EXT.1	<p>The TOE implementation of SSHv2 supports the following:</p> <ul style="list-style-type: none"> <li>• public key algorithms for authentication: RSA Signature Verification.</li> <li>• local password-based authentication for administrative users accessing the TOE through SSHv2, and optionally supports deferring authentication to a remote AAA server.</li> <li>• encryption algorithms, AES-CBC-128, AES-CBC-256 to ensure</li> </ul>

TOE SFRs	How the SFR is Met
	<p>confidentiality of the session.</p> <ul style="list-style-type: none"> <li>• The TOE’s implementation of SSHv2 supports hashing algorithms HMAC-SHA1, HMAC-SHA-1-96, to ensure the integrity of the session.</li> <li>• The TOE’s implementation of SSHv2 can be configured to only allow Diffie-Hellman Group 14 (2048-bit keys) Key Establishment, as required by the PP.</li> <li>• packets greater than 35,000 bytes in an SSH transport connection are dropped</li> </ul>
FCS_RBG_EXT.1	<p>The TOE implements a NIST-approved AES-CTR Deterministic Random Bit Generator (DRBG), as specified in SP 800-90 seeded by an entropy source that accumulates entropy from a TSF-hardware based noise source. The deterministic RBG is seeded with a minimum of 256 bits of entropy, which is at least equal to the greatest security strength of the keys and hashes that it will generate. The information has been detailed in the document – “Cisco ESR5900 - ISR 800 - ISR 800M- IR-800 Series Entropy Information”</p>
FDP_RIP.2	<p>The TOE ensures that packets transmitted from the TOE do not contain residual Information from data deallocated from previous packets. Packets that are not the required length use zeroes for padding (zeroization is not done on the data field on the packet but just the header). Residual data is never transmitted from the TOE. Once packet handling is completed memory buffer content is zeroized before reuse. This applies to both data plane traffic and administrative session traffic.</p> <p>FDP_RIP.2 also applies to traffic traversing the TOE. The TOE enforces information flow policies on traffic through the TOE from unauthenticated IT entities. These policies are enforced on network traffic received by the TOE interfaces and leaving the TOE through other TOE interfaces. When network traffic is received on a TOE interface from an unauthenticated source, the TOE verifies whether the network traffic is allowed or not and performs one or more of the following actions: pass or drop, encrypt or decrypt, and optionally log.</p>
FIA_AFL.1	<p>The TOE provides the privileged administrator the ability to specify the maximum number of unsuccessful authentication attempts (between 1 and 25) before privileged administrator or non-privileged administrator is locked out through the administrative CLI using a privileged CLI command.</p> <p>When a privileged administrator or non-privileged administrator attempting to log into the administrative CLI reaches the administratively set maximum number of failed authentication attempts, the user will not be granted access to the administrative functionality of the TOE until a privileged administrator resets the user's number of failed login attempts through the administrative CLI.</p>
FIA_PMG_EXT.1	<p>The TOE supports the local definition of users with corresponding passwords. The passwords can be composed of any combination of upper and lower case letters, numbers, and special characters (that include: “!”, “@”, “#”, “\$”, “%”, “^”, “&amp;”, “*”, “(”, “)”, “:”, “;”, “&lt;”, “&gt;”, “/”, “”, “'”, “:”, “”, “\”, “ ”, “]”, “[”, “{”, “}”, “_”, “_”, “=”, “+”, “~”, and “”). Minimum password length is settable by the Authorized Administrator, and support passwords of 8 characters or greater. In the evaluated configuration, the Authorised Administrator must configure the password length to be 15 characters or more. Password composition rules specifying the types and number of required characters that comprise the password are settable by the Authorized Administrator. Passwords have a maximum lifetime, configurable by the Authorized Administrator. New passwords must contain a minimum of 4</p>



TOE SFRs	How the SFR is Met
	character changes from the previous password.
FIA_PSK_EXT.1	<p>The TOE supports use of IKEv1 (ISAKMP) and IKEv2 pre-shared keys for authentication of IPsec tunnels. Preshared keys can be entered as ASCII character strings, or HEX values.</p> <p>The TOE supports keys that are from 22 characters in length up to 128 bytes in length. The data that is input is conditioned prior to use via SHA-1.</p> <p>Through the implementation of the CLI, the TOE supports use of IKEv1 (ISAKMP) and IKEv2 pre-shared keys for authentication of IPsec tunnels. Preshared keys can be entered as ASCII character strings, or HEX values. The TOE supports keys that are from 22 characters in length up to 128 bytes in length. The data that is input is conditioned by the cryptographic module prior to use via SHA-1 or AES.</p>
FIA_UIA_EXT.1	The TSF only allows the display of the warning banner, in accordance with
FIA_UAU_EXT.2	<p>FTA_TAB.1, before successful identification and authentication of the users. Administrative access to the TOE is facilitated through the TOE's CLI. The TOE mediates all administrative actions through the CLI. Once a potential administrative user attempts to access the CLI of the TOE through either a directly connected console or remotely through an SSHv2 connection, the TOE prompts the user for a user name and password. Only after the administrative user presents the correct authentication credentials will access to the TOE administrative functionality be granted. No access is allowed to the administrative functionality of the TOE until an administrator is successfully identified and authenticated. The TOE provides a local password based authentication mechanism as well as RADIUS and TACACS+ authentication.</p> <p>The administrator authentication policies include authentication to the local user database or redirection to a remote authentication server. Interfaces can be configured to try one or more remote authentication servers, and then fail back to the local user database if the remote authentication servers are inaccessible.</p> <p>The TOE correctly invokes an external authentication server to provide a single-use authentication mechanism by forwarding the authentication requests to the external authentication server (when configured by the TOE to provide single-use authentication).</p> <p>The TOE implementation of SSHv2 supports the following public key algorithms for authentication: RSA Signature Verification</p> <p>The process for authentication is the same for administrative access whether administration is occurring via a directly connected console cable or remotely via SSHv2. At initial login the administrative user is prompted to provide a username. After the user provides the username, the user is prompted to provide the administrative password associated with the user account. The TOE then either grants administrative access (if the combination of username and password is correct) and the user is not locked out due to authentication failure handling or indicates that the login was unsuccessful. The TOE does not provide a reason for failure in the cases of a login failure.</p>
FIA_UAU.7	When a user enters their password at the local console, the TOE displays blank screen so that the user password is obscured. For remote session authentication,

TOE SFRs	How the SFR is Met
	the TOE does not echo any characters as they are entered.
FIA_X509_EXT.1	<p>The TOE uses X.509v3 certificates as defined by RFC 5280 to support authentication for IPsec and SSH connections. Public key infrastructure (PKI) credentials, such as Rivest, Shamir, and Adelman (RSA) keys and certificates can be stored in a specific location on the router, such as NVRAM and flash memory or on a USB eToken 64 KB smart card that has the same physical security measures as the TOE. The certificates themselves provide protection in that they are digitally signed. If a certificate is modified in any way, it would be invalidated. The digital signature verifications process would show that the certificate had been tampered with when the hash value would be invalid. The physical security of the router (A.Physical) protects the router and the certificates from being tampered with or deleted. In addition, the TOE identification and authentication security functions protect an unauthorized user from gaining access to the TOE. USB tokens provide for secure configuration distribution of the digital certificates and private keys. RSA operations such as on-token key generation, signing, and authentication, and the storage of Virtual Private Network (VPN) credentials for deployment can be implemented using the USB tokens. Both OCSP and CRL are configurable and may be used for certificate revocation (the TOE supports use of OCSP only when using RSA certs and not when using ECDSA certs). Checking is also done for the basicConstraints extension and the cA flag to determine whether they are present and set to TRUE. If they are not, the certificate is not accepted.</p>
FMT_MOF.1	<p>The TOE restricts the ability to enable, disable, determine and modify the behavior of all of the security functions of the TOE to an authorized administrator via the CLI. The TOE provides the ability for Authorized Administrators to access TOE data, such as audit data, configuration data, security attributes, routing tables, and session thresholds. Each of the predefined and administratively configured privilege level has default set of permissions that will grant them access to the TOE data, though with some privilege levels, the access is limited. The TOE performs role-based authorization, using TOE platform authorization mechanisms, to grant access to the semi-privileged and privileged levels. For the purposes of this evaluation, the privileged level is equivalent to full administrative access to the CLI, which is the default access for IOS privilege level 15; and the semi-privileged level equates to any privilege level that has a subset of the privileges assigned to level 15. Privilege levels 0 and 1 are defined by default and are customizable, while levels 2-14 are undefined by default and are also customizable. The term “Authorized Administrator” is used in this ST to refer to any user which has been assigned to a privilege level that is permitted to perform the relevant action; therefore has the appropriate privileges to perform the requested functions. Therefore, semi-privileged administrators with only a subset of privileges can also modify TOE data based on if granted the privilege.</p>
FMT_MTD.1	
FMT_SMF.1	<p>The TOE provides all the capabilities necessary to securely manage the TOE. The administrative user can connect to the TOE using the CLI to perform these functions via SSHv2, a terminal server, or at the local console.</p> <p>The specific management capabilities available from the TOE include:</p> <ul style="list-style-type: none"> <li>• Ability to administer the TOE locally and remotely;</li> <li>• Ability to update the TOE, and to verify the updates using <u>digital signature or published hash</u> capability prior to installing those updates;</li> <li>• Ability to configure the cryptographic functionality,</li> </ul>

TOE SFRs	How the SFR is Met
	<ul style="list-style-type: none"> <li>• Ability to configure the IPsec functionality,</li> <li>• Ability to enable, disable, determine and modify the behavior of all the security functions of the TOE identified in this EP to the Administrator,</li> <li>• Ability to configure all security management functions identified in other sections of this EP.</li> </ul>
FMT_SMR.2	<p>The TOE platform maintains privileged and semi-privileged administrator roles. The TOE performs role-based authorization, using TOE platform authorization mechanisms, to grant access to the semi-privileged and privileged roles. For the purposes of this evaluation, the privileged role is equivalent to full administrative access to the CLI, which is the default access for IOS privilege level 15; and the semi-privileged role equates to any privilege level that has a subset of the privileges assigned to level 15. Privilege levels 0 and 1 are defined by default and are customizable, while levels 2-14 are undefined by default and are also customizable. Note: the levels are not hierarchical.</p> <p>The term “Authorized Administrator” is used in this ST to refer to any user which has been assigned to a privilege level that is permitted to perform the relevant action; therefore has the appropriate privileges to perform the requested functions. The privilege level determines the functions the user can perform; hence the Authorized Administrator with the appropriate privileges.</p> <p>The TOE must be configured to authenticate all access to the command line interface using a username and password. The TOE supports both local administration via a directly connected console cable and remote authentication via SSH.</p>
FPF_RUL_EXT.1	<p>An authorized administrator can define the traffic that needs to be protected by configuring access lists (permit, deny, log) and applying these access lists to interfaces using access and crypto map sets. Therefore, traffic may be selected on the basis of the source and destination address, and optionally the Layer 4 protocol and port.</p> <p>The TOE enforces information flow policies on network packets that are received by TOE interfaces and leave the TOE through other TOE interfaces. When network packets are received on a TOE interface, the TOE verifies whether the network traffic is allowed or not and performs one of the following actions, pass/not pass information, as well as optional logging.</p> <p>Rules defining permitted flow of unauthenticated traffic between interfaces on the TOE may be defined based on the following criteria:</p> <ul style="list-style-type: none"> <li>• presumed address of source</li> <li>• presumed address of destination</li> <li>• transport layer protocol (or next header in IPv6)</li> <li>• Service used (UDP or TCP ports, both source and destination)</li> <li>• Network interface on which the connection request occurs</li> </ul> <p>These rules are supported for the following protocols: RFC 791(IPv4); RFC 2460 (IPv6); RFC 793 (TCP); RFC 768 (UDP). TOE compliance with these protocols is verified via regular quality assurance, regression, and interoperability testing. Packets will be dropped unless a specific rule has been set up to allow the packet to pass (where the attributes of the packet match the attributes in the rule and the action associated with the rule is to pass traffic). Rules are enforced on a first match basis from the top down. As soon as a match is found the action associated</p>

TOE SFRs	How the SFR is Met
	<p>with the rule is applied. These rules are entered in the form of access lists at the CLI (via 'access list' and 'access group' commands).</p> <p>These interfaces reject traffic when the traffic arrives on an external TOE interface, and the source address is an external IT entity on an internal network;</p> <p>These interfaces reject traffic when the traffic arrives on an internal TOE interface, and the source address is an external IT entity on the external network;</p> <p>These interfaces reject traffic when the traffic arrives on either an internal or external TOE interface, and the source address is an external IT entity on a broadcast network;</p> <p>These interfaces reject traffic when the traffic arrives on either an internal or external TOE interface, and the source address is an external IT entity on the loopback network;</p> <p>These interfaces reject requests in which the subject specifies the route for information to flow when it is in route to its destination; and</p> <p>For application protocols supported by the TOE (e.g., DNS, HTTP, SMTP, and POP3), these interfaces deny any access or service requests that do not conform to its associated published protocol specification (e.g., RFC). This is accomplished through protocol filtering proxies that are designed for that purpose. Otherwise, these interfaces pass traffic only when its source address matches the network interface originating the traffic through another network interface corresponding to the traffic's destination address.</p> <p>During the boot cycle, the TOE first powers on hardware, loads the image, and executes the power on self-tests. Until the power on self tests successfully complete, the interfaces to the TOE are deactivated. Once the tests complete, the interfaces become active and the rules associated with the interface become immediately operational. There is no state during initialization/ startup that the access lists are not enforced on an interface.</p>
FPT_FLS.1	<p>Whenever a failure occurs within the TOE that results in the TOE ceasing operation, the TOE securely disables its interfaces to prevent the unintentional flow of any information to or from the TOE. The TOE reloads and will continue to reload as long as the failures persist. This functionally prevents any failure of power-on self-tests, failure of integrity check of the TSF executable image, failure of noise source health tests from causing an unauthorized information flow. There are no failures that circumvent this protection.</p>
FPT_SKP_EXT.1	<p>The TOE stores all private keys in a secure directory that is not readily accessible to administrators. All pre-shared and symmetric keys are stored in encrypted form using AES encryption to additionally obscure access. This functionality is configured on the TOE using the 'password encryption aes' command.</p> <p>The TOE is configured to not display configured keys as part of configuration files using the 'hidekeys' command.</p>
FPT_APW_EXT.1	<p>The TOE includes a Master Passphrase features that can be used to configure the TOE to encrypt all locally defined user passwords. In this manner, the TOE ensures that plaintext user passwords will not be disclosed even to administrators.</p>
FPT_STM.1	<p>The TOE provides a source of date and time information used in audit event timestamps. The clock function is reliant on the system clock provided by the underlying hardware. The TOE can optionally be set to receive clock updates</p>

TOE SFRs	How the SFR is Met
	<p>from an NTP server. This date and time is used as the time stamp that is applied to TOE generated audit records and used to track inactivity of administrative sessions. It is also used for time-related aspects of IPsec peer communication such as key lifetimes</p>
FPT_TUD_EXT.1	<p>The TOE has specific versions that can be queried by an administrator. When updates are made available by Cisco, an administrator can obtain and install those updates. The updates can be downloaded from the Cisco.com web site. Authorized Administrators can download the Common Criteria evaluated software image file from Cisco.com onto a trusted computer system for usage in the trusted update functionality. Software images are available from Cisco.com at the following: <a href="http://www.cisco.com/cisco/software/navigator.html">http://www.cisco.com/cisco/software/navigator.html</a>. Digital signatures and published hash mechanisms are used to verify software/firmware update files (to ensure they have not been modified from the originals distributed by Cisco) before they are used to actually update the applicable TOE components. The digital certificates used by the update verification mechanism are contained on the TOE. Instructions for how to do this verification are provided in the administrator guidance for this evaluation.</p>
FPT_TST_EXT.1	<p>The TOE runs a suite of self-tests during initial start-up to verify its correct operation. For testing of the TSF, the TOE automatically runs checks and tests at startup and during resets to ensure the TOE is operating correctly, including checks of image integrity and all cryptographic functionality. During the system bootup process (power on or reboot), all the Power on Startup Test (POST) components for all the cryptographic modules perform the POST for the corresponding component (hardware or software). These tests include:</p> <ul style="list-style-type: none"> <li>• AES Known Answer Test</li> <li>• RSA Signature Known Answer Test (both signature/verification)</li> <li>• Power up bypass test</li> <li>• RNG Known Answer Test</li> <li>• Diffie Hellman test</li> <li>• HMAC Known Answer Test</li> <li>• SHA-1/256/384/512 Known Answer Test</li> <li>• Triple-DES Known Answer Test</li> <li>• Software Integrity Test</li> </ul> <p>If any component reports failure for the POST, the system crashes and appropriate information is displayed on the screen, and saved in the crashinfo file. All ports are blocked from moving to forwarding state during the POST. If all components of all modules pass the POST, the system is placed in PASS state and ports are allowed to forward data traffic. These tests are sufficient to verify that the correct version of the TOE software is running as well as that the cryptographic operations are all performing as expected because any deviation in the TSF behavior will be identified by the failure of a self-test. The integrity of stored TSF executable code when it is loaded for execution can be verified through the use of RSA and Elliptic Curve Digital Signature algorithms.</p>

TOE SFRs	How the SFR is Met
FTA_SSL_EXT.1	<p>An administrator can configure maximum inactivity times individually for both local and remote administrative sessions through the use of the “session-timeout” setting applied to the console. When a session is inactive (i.e., no session input from the administrator) for the configured period of time the TOE will terminate the session, and no further activity is allowed requiring the administrator to log in (be successfully identified and authenticated) again to establish a new session. If a remote user session is inactive for a configured period of time, the session will be terminated and will require authentication to establish a new session.</p> <p>The allowable inactivity timeout range is from 1 to 65535 seconds. Administratively configurable timeouts are also available for the EXEC level access (access above level 1) through use of the “exec-timeout” setting.</p>
FTA_SSL.3	
FTA_SSL.4	<p>An administrator is able to exit out of both local and remote administrative sessions. Each administrator logged onto the TOE can manually terminate their session using the “exit” command.</p>
FTA_TAB.1	<p>The TOE displays a privileged Administrator specified banner on the CLI management interface prior to allowing any administrative access to the TOE. This is applicable for both local and remote TOE administration.</p>
FTP_ITC.1	<p>The TOE protects communications with peer or neighbour routers using keyed hash as defined in FCS_COP.1.1(4) and cryptographic hashing functions FCS_COP.1.1(3). This protects the data from modification of data by hashing that verify that data has not been modified in transit. In addition, encryption of the data as defined in FCS_COP.1.1(1) is provided to ensure the data is not disclosed in transit. The TSF allows the TSF, or the authorized IT entities to initiate communication via the trusted channel.</p> <p>The TOE also requires that peers and other TOE instances establish an IKE/IPsec connection in order to forward routing tables used by the TOE. In addition the TOE can establish secure VPN tunnels with IPsec VPN clients.</p> <p>The TOE also requires that peers establish an IKE/IPsec connection to a CA server for sending certificate signing requests.</p> <p>The TOE protects communications between the TOE and the remote audit server using IPsec. This provides a secure channel to transmit the log events. Likewise communications between the TOE and AAA servers are secured using IPsec.</p> <p>The distinction between “remote VPN gateway/peer” and “another instance of the TOE” is that “another instance of the TOE” would be installed in the evaluated configuration, and likely administered by the same personnel, whereas a “remote VPN gateway/peer” could be any interoperable IPsec gateway/peer that is expected to be administered by personnel who are not administrators of the TOE, and who share necessary IPsec tunnel configuration and authentication credentials with the TOE administrators. For example, the exchange of X.509 certificates for certificate based authentication.</p>
FTP_TRP.1	<p>All remote administrative communications take place over a secure encrypted SSHv2 session which has the ability to be encrypted further using IPsec. The SSHv2 session is encrypted using AES encryption. The remote users are able to initiate SSHv2 communications with the TOE.</p>



## 7 ANNEX A: KEY ZEROIZATION

### 7.1 Key Zeroization

The following table describes the key zeroization referenced by FCS\_CKM\_EXT.4 provided by the TOE.

**Table 19: TOE Key Zeroization**

Name	Description	Zeroization
Diffie-Hellman Shared Secret	The value is zeroized after it has been given back to the consuming operation. The value is overwritten by 0's.	Automatically after completion of DH exchange. Overwritten with: 0x00
Diffie Hellman private exponent	The function returns the value to the RP and then calls the function to perform the zeroization of the generated key pair (p_dh_keypair) and then calls the standard Linux free (without the poisoning). These values are automatically zeroized after generation and once the value has been provided back to the actual consumer.	Zeroized upon completion of DH exchange. Overwritten with: 0x00
skeyid	The function calls the operation ike_free_ike_sa_chunk, which performs the zeroization of the IKE structure. This structure contains all of the SA items, including the skeyid, skeyid_d, IKE Session Encryption Key and IKE Session Authentication Key. All values overwritten by 0's.	Automatically after IKE session terminated. Overwritten with: 0x00
skeyid_d	The function calls the operation ike_free_ike_sa_chunk, which performs the zeroization of the IKE structure. This structure contains all of the SA items, including the skeyid, skeyid_d, IKE Session Encryption Key and IKE Session Authentication Key. All values overwritten by 0's.	Automatically after IKE session terminated. Overwritten with: 0x00
IKE session encrypt key	The function calls the operation ike_free_ike_sa_chunk, which performs the zeroization of the IKE structure. This structure contains all of the SA items, including the skeyid, skeyid_d, IKE Session Encryption Key and IKE Session Authentication Key. All values overwritten by 0's.	Automatically after IKE session terminated. Overwritten with: 0x00
IKE session authentication key	The function calls the operation ike_free_ike_sa_chunk, which performs the zeroization of the IKE structure. This structure contains all of the SA items, including the skeyid, skeyid_d, IKE Session Encryption Key and IKE Session Authentication Key. All values overwritten by 0's.	Automatically after IKE session terminated. Overwritten with: 0x00
ISAKMP preshared	The function calls the free operation with the poisoning mechanism that overwrites the value with 0x0d.	Zeroized using the following command: # no crypto isakmp key Overwritten with: 0x0d
IKE RSA Private Key	The operation uses the free operation with the poisoning mechanism that overwrites the value with 0x0d. (This function is used by the module when zeroizing bad key pairs from RSA Key generations.)	Zeroized using the following command: # crypto key zeroize rsa Overwritten with: 0x0d
IPsec encryption	The function zeroizes an _ike_flow structure that includes the	Automatically when IPsec



Name	Description	Zeroization
key	encryption and authentication keys. The entire object is overwritten by 0's using memset.	session terminated.  Overwritten with: 0x00
IPsec authentication key	The function zeroizes an _ike_flow structure that includes the encryption and authentication keys. The entire object is overwritten by 0's using memset.	Automatically when IPsec session terminated.  Overwritten with: 0x00
RADIUS secret	The function calls aaa_free_secret, which uses the poisoned free operation to zeroize the memory from the secret structure by overwriting the space with 0x0d and releasing the memory.	Zeroized using the following command: # no radius-server key  Overwritten with: 0x0d
TACACS+ secret	The function calls aaa_free_secret, which uses the poisoned free operation to zeroize the memory from the secret structure by overwriting the space with 0x0d and releasing the memory.	Zeroized using the following command: # no tacacs-server key  Overwritten with: 0x0d
SSH Private Key	Once the function has completed the operations requiring the RSA key object, the module over writes the entire object (no matter its contents) using memset. This overwrites the key with all 0's.	Zeroized using the following command: # crypto key zeroize rsa  Overwritten with: 0x00
SSH Session Key	The results zeroized using the poisoning in free to overwrite the values with 0x00. This is called by the ssh_close function when a session is ended.	Automatically when the SSH session is terminated.  Overwritten with: 0x00

## 8 ANNEX B: REFERENCES

The following documentation was used to prepare this ST:

**Table 20 References**

Identifier	Description
[CC_PART1]	Common Criteria for Information Technology Security Evaluation – Part 1: Introduction and general model, dated September 2012, version 3.1, Revision 4, CCMB-2012-009-001
[CC_PART2]	Common Criteria for Information Technology Security Evaluation – Part 2: Security functional components, dated September 2012, version 3.1, Revision 4, CCMB-2012-009-002
[CC_PART3]	Common Criteria for Information Technology Security Evaluation – Part 3: Security assurance components, dated September 2012, version 3.1, Revision 4, CCMB-2012-009-003
[CEM]	Common Methodology for Information Technology Security Evaluation – Evaluation Methodology, dated September 2012, version 3.1, Revision 4, CCMB-2012-009-004
[NDPP]	U.S. Government Protection Profile for Security Requirements for Network Devices, version 1.1, June 8, 2012
[Errata 3]	Security Requirements for Network Devices, Errata#3, November 3, 2014
[VPNGWEP]	Network Device Protection Profile Extended Package VPN Gateway (VPNGWEP)
[800-38A]	NIST Special Publication 800-38A Recommendation for Block 2001 Edition Recommendation for Block Cipher Modes of Operation Methods and Techniques December 2001
[800-56A]	NIST Special Publication 800-56A, March, 2007 Recommendation for Pair-Wise Key Establishment Schemes Using Discrete Logarithm Cryptography (Revised)
[800-56B]	NIST Special Publication 800-56B Recommendation for Pair-Wise, August 2009 Key Establishment Schemes Using Integer Factorization Cryptography
[FIPS PUB 186-2]	FIPS PUB 186-2 Federal Information Processing Standards Publication 2000 January 27
[FIPS PUB 186-3]	FIPS PUB 186-3 Federal Information Processing Standards Publication Digital Signature Standard (DSS) June, 2009
[FIPS PUB 198-1]	Federal Information Processing Standards Publication The Keyed-Hash Message Authentication Code (HMAC) July 2008
[800-90]	NIST Special Publication 800-90A Recommendation for Random Number Generation Using Deterministic Random Bit Generators January 2012
[FIPS PUB 180-3]	FIPS PUB 180-3 Federal Information Processing Standards Publication Secure Hash Standard (SHS) October 2008