





Federal Office  
for Information Security



## Common Criteria Protection Profile

electronic Health Card (eHC) –  
elektronische Gesundheitskarte (eGK)



BSI-PP-0020-V2-2007-MA01

Approved by the  
Federal Ministry of Health

Version 2.50, 2<sup>nd</sup> January 2008

—— this page was intentionally left blank ——

## **Foreword**

This 'Protection Profile — electronic Health Card (eHC) – elektronische Gesundheitskarte (eGK)' is issued by Bundesamt für Sicherheit in der Informationstechnik, Germany.

The document has been prepared as a Protection Profile (PP) following the rules and formats of Common Criteria version 2.3 [1], [2], [3].

Correspondence and comments to this PP should be referred to:

### CONTACT ADDRESS

**Bundesamt für Sicherheit in der Informationstechnik  
Godesberger Allee 185-189  
D-53175 Bonn, Germany**

**Tel    +49 1888 9582-0  
Fax    +49 1888 9582-400**

**Email [bsi@bsi.bund.de](mailto:bsi@bsi.bund.de)**

**Contents**

<b><u>1 PP Introduction</u></b>	<b><u>7</u></b>
<u>1.1 PP reference</u>	<u>7</u>
<u>1.2 PP Overview</u>	<u>7</u>
<u>1.3 Conformance Claim</u>	<u>8</u>
<b><u>2 TOE Description</u></b>	<b><u>8</u></b>
<u>2.1 TOE definition</u>	<u>8</u>
<u>2.2 TOE usage and security features for operational use</u>	<u>9</u>
<u>2.3 TOE life cycle</u>	<u>12</u>
<b><u>3 Security Problem Definition</u></b>	<b><u>15</u></b>
<u>3.1 Introduction</u>	<u>16</u>
<u>3.1.1 Assets</u>	<u>16</u>
<u>3.1.2 Subjects</u>	<u>18</u>
<u>3.2 Organizational Security Policies</u>	<u>19</u>
<u>3.3 Threats</u>	<u>21</u>
<u>3.3.1 Threats mainly addressing TOE_ES and TOE_APP</u>	<u>22</u>
<u>3.3.2 Threats mainly addressing TOE_ES and TOE_IC</u>	<u>23</u>
<u>3.4 Assumptions</u>	<u>24</u>
<b><u>4 Security Objectives</u></b>	<b><u>25</u></b>
<u>4.1 Security Objectives for the TOE</u>	<u>25</u>
<u>4.1.1 Security objectives, which are mainly TOE_App oriented</u>	<u>25</u>
<u>4.1.2 Security Objectives, which are mainly TOE_ES oriented</u>	<u>28</u>
<u>4.1.3 Security Objectives, which are mainly TOE_IC oriented</u>	<u>30</u>
<u>4.2 Security Objectives for the Development and Manufacturing Environment</u>	<u>31</u>
<u>4.3 Security Objectives for the Operational Environment</u>	<u>32</u>
<u>4.4 Security Objectives Rationale</u>	<u>34</u>

## **5 Security Requirements    37**

### 5.1 Security Functional Requirements for the TOE 37

5.1.1 Cryptographic support (FCS) 38

5.1.2 Identification and Authentication 43

5.1.3 Access Control 47

5.1.4 Inter-TSF-Transfer 50

5.1.5 Security Management 52

5.1.6 General Security Functions 57

### 5.2 Security Assurance Requirements for the TOE 60

### 5.3 Security Requirements for the environment 61

### 5.4 Security Requirements Rationale 61

5.4.1 Security Functional Requirements Coverage 61

5.4.2 Functional Requirements Sufficiency 62

5.4.3 Dependency Rationale 65

5.4.4 Rationale for the Assurance Requirements 69

5.4.5 Security Requirements – Mutual Support and Internal Consistency  
70

## **6 Extended Components Definition 71**

### 6.1 Definition of the Family FCS\_RND 71

### 6.2 Definition of the Family FMT\_LIM 72

### 6.3 Definition of the Family FPT\_EMSEC 74

## **7 Annexes 75**

### 7.1 Annex: Guidance on integration of this PP with other PPs in a Security Target 75

7.1.1 PP conformance 75

7.1.2 Security Objectives 76

7.1.3 Security Functional Requirements 76

7.1.4 Security Assurance Requirements 78

### 7.2 Glossary and Acronyms 78

### 7.3 Literature 80

**Tables****Table 1: Smart Card Life Cycle Overview 13****Table 2: Assets to be protected by the TOE and its environment 17****Table 3: Subjects 19****Table 4: Access Control Policy for Usage Phase 28****Table 5: Mapping of objectives to OSPs, threats, assumptions 34****Table 6: Coverage of Security Objectives for the TOE by SFRs 62****Table 7: Dependency rationale overview 68**

## 1    **PP Introduction**

### 1.1    **PP reference**

Title:                    Protection Profile — electronic Health Card (eHC) – elektronische Gesundheitskarte (eGK)  
Sponsor:                Bundesamt für Sicherheit in der Informationstechnik  
Editors:                 Bertolt Krüger  
                              SRC Security Research & Consulting GmbH  
CC Version:             2.3  
Assurance Level:      The minimum assurance level for this PP is EAL4 augmented.  
General Status:        Final version  
Version Number:        2.50  
Registration:            BSI-PP-0020-V2-2007-MA01  
Keywords:                electronic Health Card (eHC), elektronische Gesundheitskarte (eGK)

### 1.2    **PP Overview**

1    The protection profile defines the security objectives and requirements for the electronic Health Card (German: “elektronische Gesundheitskarte”) based on the regulations for the German health care system. It addresses the security services provided by this card, mainly:

- Mutual Authentication between the eHC and a Health Professional Card (HPC) or a Security Module Card (SMC),
- Mutual Authentication between the eHC and a security device (e. g. for online update of contract data in the card),
- Authentication of the cardholder by use of one of two PINs, called PIN.CH and PIN.home (which of these PINs is relevant depends on the service the cardholder wants to use),

Note: Both of these PINs are used for general functions of the eHC. The electronic signature application (see below) requires a separate third PIN for its exclusive purposes.

- Secure storage of contractual and medical data, with respect to confidentiality, integrity and authenticity of these data,
- Authentication of the card using a private key and a X.509 certificate and
- Document content key decipherment using a private key.

Note: The eHC may contain an electronic signature application for the cardholder. This application is subject to the requirements for electronic signatures as defined in national and European law. Separate Protection Profiles exist defining such requirements, for example the SSCD-PPs [1]. Therefore the security requirements for this security feature are not contained in this eHC-PP. Annex 7.1 gives

guidance, how this eHC-PP and for example the SSCD-PP can be integrated in a Security Target.

### 1.3 Conformance Claim

2 This protection profile claims conformance to

- Common Criteria for Information Technology Security Evaluation, Part 1: Introduction and general model, August 2005, version 2.3, CCIMB-2005-08-001
- Common Criteria for Information Technology Security Evaluation, Part 2: Introduction and general model, August 2005, version 2.3, CCIMB-2005-08-002
- Common Criteria for Information Technology Security Evaluation, Part 3: Security Assurance Requirements, August 2005, version 2.3, CCIMB-2005-08-003

as follows

- Part 2 extended,
- Part 3 conformant,
- Package conformant to EAL4 augmented with ADV\_IMP.2, AVA\_MSU.3, and AVA\_VLA.4.

## 2 TOE Description

### 2.1 TOE definition

- 3 The Target of Evaluation (TOE) is a smart card, the electronic Health Card (eHC), which is conformant to the specification documents [2] and [3]<sup>1</sup>. The size of the card is type ID-1 according to ISO 7810 (the usual credit-card-size).
- 4 The card is a card with contacts according to ISO 7816-1 to –3. If it has an additional contact less interface, none of the eHC functions shall be accessible via this interface.
- 5 The overall system including the TOE and its environment are intended to comply to the relevant German legal regulations, in particular the “Gesetz zur Modernisierung der Gesetzlichen Krankenversicherung” (GKV-Modernisierungsgesetz – GMG), the “Sozialgesetzbuch” (SGB) and the privacy legislation (“Datenschutzgesetze des Bundes und der Länder”).
- 6 The TOE comprises the following parts

**TOE\_IC**, consisting of:

---

<sup>1</sup> In future these specifications may be replaced by further versions. This PP allows the evaluation of cards, which are implemented according to such newer versions, as long as the security properties defined in this PP remain valid for those newer versions of these specifications.



- the circuitry of the eHC's chip (the integrated circuit, IC) and
- the IC Dedicated Software with the parts IC Dedicated Test Software and IC Dedicated Support Software

**TOE\_ES,**

- the IC Embedded Software (operating system)

**TOE\_APP,**

- the eHC applications (data structures and their content)

and

**guidance** documentation delivered together with the TOE.

- 7 Note: The short terms TOE\_IC, TOE\_ES and TOE\_APP will be used where appropriate in the rest of this document in order to refer to these parts of the TOE.

## 2.2 TOE usage and security features for operational use

- 8 German health insurance companies issue electronic Health Cards to patients insured by them. The card is used by the cardholders, when they use health care services, which are covered by the insurance. A picture of the patient is printed on the card in order to support identification. The eHC contains data for

- cardholder identification,
- contractual and financial information to be exchanged between cardholder and health care provider and/or the health insurance company and
- medical data, including electronic prescriptions.

(For a more detailed definition of the assets see section 3.1.)

- 9 In detail the functionality of the card is defined in the specifications<sup>2</sup>:

- [4] Die Spezifikation der elektronischen Gesundheitskarte, Teil 1: Spezifikation der elektrischen Schnittstelle, Version 2.0.0, 13.12.2007, gematik
- [5] Die Spezifikation der elektronischen Gesundheitskarte, Teil 2: Grundlegende Applikationen, Version 2.0.0, 13.12.2007, gematik

---

<sup>2</sup> In future these specifications may be replaced by further versions. This PP allows the evaluation of cards, which are implemented according to such newer versions, as long as the security properties defined in this PP remain valid for those newer versions of these specifications.

10 The following list gives an overview of the main security services provided by the electronic Health Card during the usage phase. In order to refer to these services later on, short identifiers are defined.

**Service\_Asym\_Mut Auth\_w/o\_SM<sup>3</sup>:** Mutual Authentication using asymmetric techniques between the eHC and a Health Professional Card (HPC) or a Security Module Card (SMC) without establishment of a Secure Channel.

This service is meant for situations, where the eHC requires authentication by a HPC or SMC, but where the following data exchange is done without help of a security module.

**Service\_Asym\_Mut Auth\_with\_SM:** Mutual Authentication using asymmetric techniques between the eHC and a Security Module Card (SMC) or another security module with establishment of a Secure Channel.

This service is meant for situations, where the eHC requires authentication by a SMC or another security module, which provides similar functionality, and where the following data exchange is done with the help of this security module and can therefore be encrypted and/or secured by a MAC.

**Service\_Sym\_Mut Auth\_with\_SM:** Mutual Authentication using symmetric techniques between the eHC and a security module with establishment of a Secure Channel.

This service is meant for situations, where the eHC communicates with a central security module, which shares symmetric keys with the card. This may be a security module of the health insurance organisation, when managing the patient contractual data, or a module of the Download Service Provider, which may add new applications to the eHC (or manage the existing ones).

**Service\_User\_Auth\_PIN:** The cardholder authenticates himself with one of his PINs, either PIN.CH or PIN.home.

This service is meant as a support service for some of the other services, which may require user authentication. In addition it provides privacy protection because certain data in the card (or secured by the card) can only be accessed after user authentication. In particular this applies to sensitive medical data.

Functions to change the PIN or to unblock the PIN, when it was blocked (because of successive false PIN entries) are supporting this service. For the latter the PIN unblocking code (PUC) is used, this authentication will be called **Service\_User\_Auth\_PUC**.

**Service\_Privacy:** The cardholder may deactivate sensitive medical data in the eHC. In order to use this service he authenticates himself with his PIN.home.

This service allows the cardholder to prevent health care providers from accessing data, which the cardholder doesn't want them to know. Note, that that the name

---

<sup>3</sup> The Abbreviation SM here stands for Secure Messaging, which is the card security protocol realising a secure channel.

Service\_Privacy doesn't mean that this is the only privacy related service. In fact all other services also support privacy.

**Service\_Client\_Server\_Auth:** The eHC implements a PKI application, which in particular allows using the TOE as an authentication token for an authentication of a client to a server (by means of an asymmetric method using X.509 certificates). The eHC contains two different keys and corresponding certificates for this service. For one of these keys the cardholder authenticates himself with his PIN.home in order to access this service. The other key can be used without authentication by the cardholder but requires authentication by a HPC or SMC.

This service may for example be useful if the cardholder wants to access a server provided by the health insurance organisation, where confidential data of the cardholder are managed. So it can also be seen as an additional privacy feature.

Note, that a potential authentication of the server to the client is not supported by the eHC.

**Service\_Data\_Decryption:** The eHC implements a PKI application, which in particular allows using the TOE as a data decryption token. Symmetric document encipherment keys, which are themselves encrypted with the cards public key can only be decrypted with the help of the card. There are two sets of asymmetric key pairs in the eHC to allow the following two possibilities of authentication for this service:

- One of the key pairs requires that the cardholder authenticates himself with his PIN.home in order to access this service.
- The other key pair requires that a HPC or SMC is authenticated using Card-To-Card authentication to access this service.

This service is meant for situations, where confidential data are stored on a server, but shall only be accessible with the cardholder's permission or with the authentication of a health professional. So it can also be seen as a privacy feature.

**Service\_Card\_Management:** The eHC allows creation of new applications and management of existing applications to the card management system. This is secured by the service Service\_Sym\_Mut\_Auth\_with\_SM.

**Service\_Logging:** The eHC provides a file, which allows to store information about the fifty last accesses to medical data in the card. The card itself doesn't control the content of these data, it is up to the authorised persons, who have write access to these data, to write them correctly.

Note: The eHC may implement a PKI application, which in particular makes it possible to use the TOE as an electronic signature creation device for qualified signatures. The specification of requirements for this service is **not** covered by this PP. Annex 7.1 gives information on the combination of this PP with PPs suitable for electronic signature services.

In detail the functionality of the card is defined in the specifications<sup>4</sup>:

- [6] Die Spezifikation der elektronischen Gesundheitskarte, Teil 1: Spezifikation der elektrischen Schnittstelle, Version 2.0.0, 13.12.2007, gematik
- [7] Die Spezifikation der elektronischen Gesundheitskarte, Teil 2: Grundlegende Applikationen, Version 2.0.0, 13.12.2007, gematik

## 2.3 TOE life cycle

11 The following description is a short summary of the eHC life cycle model based on a common model normally used for smart cards. The TOE life cycle is described in terms of the seven life cycle phases as usually defined for smart cards, see for example the SSVG-PP [8]. They are summarized in the following table:

Phase	Description
1 <b>Smartcard Embedded Software Development</b>	<p>The <b>Smartcard Embedded Software Developer</b> is in charge of</p> <ul style="list-style-type: none"> <li>• the development of the Smartcard Embedded Software of the TOE,</li> <li>• the development of the TOE related Applications</li> <li>• the specification of the IC initialisation and pre-personalisation requirements (though the actual data for the IC initialisation and pre-personalisation come from Phase 4, 5 resp. 6).</li> </ul> <p>The purpose of the Smartcard Embedded Software and Applications designed during phase 1 is to control and protect the TOE and its different configurations during phases 4 to 7 (product usage). The global security requirements of the TOE are such that it is mandatory during the development phase to anticipate the security threats of the other phases.</p>
2 <b>IC Development</b>	<p>The <b>IC Designer</b></p> <ul style="list-style-type: none"> <li>• designs the IC,</li> <li>• develops the IC Dedicated Software,</li> <li>• provides information, software or tools to the Smartcard Embedded Software Developer, and</li> <li>• receives the Smartcard Embedded Software from the developer through trusted delivery and verification procedures.</li> </ul> <p>From the IC design, IC Dedicated Software and Smartcard Embedded Software, the <b>IC Designer</b></p> <ul style="list-style-type: none"> <li>• constructs the smartcard IC database, necessary for the IC photo mask fabrication.</li> </ul>
3 <b>IC Manufacturing and Testing</b>	<p>The <b>IC Manufacturer</b> is responsible for</p> <ul style="list-style-type: none"> <li>• producing the IC through three main steps: <ul style="list-style-type: none"> <li>- IC manufacturing,</li> <li>- IC testing, and</li> <li>- IC pre-personalisation.</li> </ul> </li> </ul> <p>The <b>IC Mask Manufacturer</b></p>

<sup>4</sup> In future these specifications may be replaced by further versions. This PP allows the evaluation of cards, which are implemented according to such newer versions, as long as the security properties defined in this PP remain valid for those newer versions of these specifications.

Phase	Description
	<ul style="list-style-type: none"> <li>generates the masks for the IC manufacturing based upon an output from the smartcard IC database.</li> </ul>
<b>4 IC Packaging and Testing</b>	<p>The <b>IC Packaging Manufacturer</b> is responsible for</p> <ul style="list-style-type: none"> <li>the IC packaging (production of modules) and</li> <li>testing.</li> </ul>
<b>5 Smartcard Product Finishing Process</b>	<p>The <b>Smartcard Product Manufacturer (shorter also “Card Manufacturer”)</b> is responsible for</p> <ul style="list-style-type: none"> <li>the initialisation of the TOE (in form of the initialisation of the modules of phase 4) and</li> <li>its testing.</li> </ul> <p>The smartcard product finishing process comprises the embedding of the initialised modules for the TOE and the card production what may be done alternatively by the Smartcard Product Manufacturer or by his customer (e. g. Personaliser or Card Issuer).</p>
<b>6 Smartcard Personalisation</b>	<p>The <b>Personaliser</b> is responsible for</p> <ul style="list-style-type: none"> <li>the smartcard personalisation and</li> <li>final tests.</li> </ul> <p>The personalization of the smart card includes the printing of the (cardholder specific) visual readable data onto the physical smart card, and the writing of (cardholder specific) TOE User Data and TSF Data into the smart card.</p>
<b>7 Smartcard End-usage</b>	<p>The <b>Smartcard Issuer</b> is responsible for</p> <ul style="list-style-type: none"> <li>the smartcard product delivery to the smartcard end-user (the cardholder), and the end of life process.</li> <li>The authorized personalization agents (card management systems) might be allowed to add data for a new application, modify or delete an eHC application, but not to load additional executable code.</li> </ul> <p>Functions used for this are specifically secured functions for this usage phase (for example the require card-to-card authentication and secure messaging). This functionality doesn't imply that the card can be switched back to an earlier life cycle stage.</p> <ul style="list-style-type: none"> <li>The TOE is used as eHC by the smart cardholder in the End-usage phase.</li> </ul>

Table 1: Smart Card Life Cycle Overview

- 12 The following paragraphs describe, how the application of the CC assurance classes is related to these phases.
- 13 The CC do not prescribe any specific life cycle model. However, in order to define the application of the assurance classes, the CC assume the following implicit life cycle model consisting of three phases:
- TOE development (including the development as well as the production of the TOE)
  - TOE delivery
  - TOE operational use

14 For the evaluation of the eHC the phases 1 up to 4 as defined in Table 1 are part of the TOE development in the sense of the CC. The phases 6 and 7 are part of the operational use in the sense of the CC. The phase 5 may be part of one of these CC phases or may be split between them depending on the specific model used by the TOE Manufacturer<sup>5</sup>. The writer of the ST shall define the exact boundary. However, this Protection Profile requires that the following conditions have to be met:

- All executable software in the TOE has to be covered by the evaluation. This is one of the reasons to include the assurance component ADV\_IMP.2.
- The data structures and the access rights to these data as defined in the eHC specification [9], [10] are covered by the evaluation.

**Application note 1:** The following examples and remarks may help ST writers to define the boundary of TOE development.

- a. The following variations for the boundary of the TOE development are acceptable:
  - Phase 5 completely belongs to the TOE development, i. e. the TOE is delivered as an IC already embedded in the plastic card and containing all software and at least the data structures as defined in the specification [11], [12].
  - The TOE is delivered as an initialised module, i. e. it contains all software and at least the data structures as defined in the specification [13], [14], but isn't embedded in a plastic card yet.
  - The TOE is delivered in (at least) two parts: The hardware as a module or already embedded in a plastic card on the one hand and a file containing parts of the initialisation data on the other hand. Both parts together again contain all software and at least the data structures as defined in the specification [15], [16] (which in particular means that all of this is evaluated during ADV activities). In this case the evaluation must also show as a result that the functions used by the customer (personaliser/card issuer) for loading the initialisation data into the hardware provide sufficient protection against modification and (where applicable) disclosure of these data.
- b. The following remarks may show how some CC assurance activities apply to parts of the life cycle<sup>6</sup>:
  - The ALC and ACM classes, which deal with security measures in the development environment of the TOE apply to all development and production environments of Phases 1 up to 4 and those parts of Phase 5 belonging to TOE development as defined in the ST for a TOE. In particular the sites, where the software of the TOE is developed as well as the hardware development and

---

<sup>5</sup> Therefore in the remaining text of this PP the TOE Manufacturer will be the subject responsible for everything up to TOE delivery and finer roles like "IC mask manufacturer" will not be distinguished any more.

<sup>6</sup> These activities already follow from the CC definitions. Therefore it is not necessary to define them as refinements to the CC assurance components. However these explicit notes may serve as a help for ST writers and TOE developers to understand the connection between the life cycle model and some CC requirements.

production sites are subject to these CC classes (for example with regard to site visits). In the context of a composite evaluation some of the phases may already be covered by a IC hardware evaluation.

- The measures for delivery of the TOE to the personaliser/ card issuer are subject to ADO\_DEL.
- If the third model described in 2.3. above is used (delivery of hardware and initialisation file), the loading of the initialisation data can be interpreted as part of installation, generation and start-up and is therefore covered by ADO\_IGS.
- The guidance documentation delivered by the TOE developer as part of the TOE delivery procedures are covered by AGD and ADO\_IGS. Since the personaliser/card issuer is the first “user” of the TOE after delivery, the guidance documentation is mainly directed to him. He may be defined as the administrator of the TOE or as a special user role. Since the guidance documentation in particular needs to describe all measures necessary for secure use of the TOE, it needs to contain information on the following issues:
  - Secure handling of the personalisation of the TOE
  - Secure handling of delivery of the personalised TOE from the personaliser/card issuer to the cardholder.
  - Security measures for end-usage, which the personaliser/card issuer needs to communicate to the cardholder. A simple example for this may be the requirement for the cardholder, to handle his PIN(s) securely. Since the documents accompanying the card during transport from card issuer to cardholder will probably not be available at the time of evaluation, the guidance documents for the personaliser/card issuer need to contain this information connected with the requirement that the card issuer covers all such issues in his delivery documents.

### 3 Security Problem Definition

15 The Security Problem Definition (SPD) is the part of a PP, which describes

- **assets**, which the TOE shall protect,
- **subjects**, who are users (human or system) of the TOE or who might be threat agents (i. e. attack the security of the assets),
- **Operational security policies** , which describe overall security requirements defined by the organisation in charge of the overall system including the TOE (in particular this may include legal regulations, standards and technical specifications),
- **threats** against the assets, which shall be averted by the TOE together with its environment,

- **assumptions** on security relevant properties and behaviour of the TOE's environment.

### 3.1 Introduction

#### 3.1.1 Assets

16 The assets to be protected by the TOE and its environment are as follows:

Name of asset	Description	Acronym used in eHC Specification <sup>7</sup>
Personal and health insurance data (open)	Identity data or contractual data, which can be read without authentication	EF.PD, EF.VD, EF.StatusVD
Personal and health insurance data (protected)	Identity data or contractual data, which can be read only with authentication	EF.GVD
electronic prescription	A document containing one or more referrals ("Überweisungen") or medications ("Verordnungen"). Note: The eHC itself cannot control, if an electronic prescription is valid. The eHC only serves as a trusted transport medium for prescriptions. In particular this has the consequence, that the right to write prescriptions into the eGK is not equivalent with the right to sign a prescription. Signing a prescription is an additional process done by a different card, for example the HPC.	EF.eRezept_Ticket, EF.eRezept_Container, EF.StatusRezept.
VAD (eHC)	"Verification Authentication Data": PIN codes or a resetting code entered by a cardholder to activate certain functions of the TOE. Note: These PINs are in particular <b>not</b> the same PIN as a PIN used for qualified electronic signatures. The electronic signature PIN is not listed as an asset in this PP, since it is defined in a suitable Protection Profile for electronic signatures. For the same reason signing keys (PrK.CH.ES) are not listed here.	--
RAD (eHC)	"Reference Authentication Data": The PINs and corresponding resetting code values stored in the TOE and used for comparison with the VAD entered by the cardholder. Note: Again this is <b>not</b> identical to similar values for an electronic signature provided by the eHC.	PIN.CH, PIN.home
initialisation data	All data stored in the TOE during the initialisation process.	--
personalisation data	All data stored in the TOE during personalisation process.	--
logging data	Data stored in the TOE in order to document the last fifty accesses to medical data by care providers.	EF.Logging
Card Authentication Private Key	The Card Authentication Private Key is a asymmetric cryptographic key used for the authentication of an eHC to a HPC, to a SMC or to a service provider.	PrK.eGK.AUT
Card Verifiable Authentication Certificates	These data include Card verifiable certificates of the Card Authentication Public Key as authentication reference data corresponding to the Card Authentication Private Key and used for the card-to-card authentication. They contain encoded access rights (Role ID) and are signed by a certificate provider on behalf of the card issuer. In addition these data contain a certificate for the CA used in the case of two-step certificate verification. These data are part of the user data provided for use by external entities as authentication reference data of the eHC.	EF.CVC

<sup>7</sup> In future these specifications may be replaced by further versions. This PP allows the evaluation of cards, which are implemented according to such newer versions, as long as the security properties defined in this PP remain valid for those newer versions of these specifications. Therefore changes in the acronyms of assets (due to changes in the specifications) are acceptable in an ST as long as it is obvious that the same asset is meant.



Name of asset	Description	Acronym used in eHC Specification
Client-Server Authentication Private Keys	The Client-Server Authentication Private Keys are asymmetric cryptographic keys used for the authentication of a client application acting on behalf of the cardholder to a server.	PrK.CH.AUT, PrK.CH.AUTN
Decipher Private Keys	The Document Cipher Key Decipher Keys are asymmetric private keys used for document decryption on behalf of the cardholder.	PrK.CH.ENC, PrK.CH.ENCV
Display Message	A display message is used as a means for the Cardholder to check, if a secure channel is established. Note: Technically there are two Display messages, one is stored under DF.HCA and another one under DF.ESIGN. The latter is used in the context of the services Service_Client_Server_Auth and Service_Data_Decryption.	EF.DM
X.509 Certificates	The certificates for the keys used in the context of the services Service_Client_Server_Auth and Service_Data_Decryption. These certificates are provided by the card to other entities, which want to verify the validity of the card's keys used for these services.	EF.C.CH.
Public Keys for CV Certificate Verification	Public keys of Certification Authorities used for verification of the card verifiable certificates.	PuK.RCA.CS
Secret Keys for interaction with the "Health Insurance Agency Service Provider"	Two symmetric keys for MAC-Calculation and encryption purposes during interaction with the "Health Insurance Agency Service Provider" (The German term for this service is "Versichertenstammdaten-Dienst" (VSDD).)	SK.VSDD
Secret Keys for interaction with the "Download Service Provider"	Two Symmetric keys for MAC-Calculation and encryption purposes during interaction with the "Download Service Provider" (also called card application management system, CAMS).	SK.CAMS
Secret Keys for interaction with the "Combined Services Provider"	Two Symmetric keys for MAC-Calculation and encryption purposes during interaction with the "Combined Services Provider"	SK.VSDDCAMS
permission data	These data contain information about the permissions given by the Cardholder to use specific "freiwillige Anwendungen" (these are applications in the card which may only be used if a patient has allowed this explicitly before the first use)	EF.Einwilligung
reference data (voluntary application)	Data of so called "freiwillige Anwendungen" (these are applications which may only be used if a patient has allowed this explicitly before the first use). Note: In fact the files listed in the next column only contain "pointers" to services, which are handled outside of the TOE.	EF.Verweis
emergency data	Emergency data ("Notfalldaten") are a specific part of "medical data (voluntary application)".	EF.eNotfalldaten, EF.StatusNotfalldaten

Table 2: Assets to be protected by the TOE and its environment

### 3.1.2 Subjects

17 This protection profile considers the following subjects, who can interact with the TOE:

Name of subject	Description
Cardholder	<p>The cardholder of the TOE is the legitimate user of the card, who is authenticated by use of the PIN.CH or the PIN.home.</p> <p>Note: The following terms are related to the cardholder:</p> <p>The <u>patient</u> is the person who uses the eGK in order to receive e. g. treatment by a doctor. Normally the patient is identical to the cardholder. However, the patient may be incapable of using the card himself (e. g. children) and the cardholder may be a different person acting on behalf of the patient.</p> <p>The <u>insured person</u> ("Versicherter") is the person, who has the insurance relation to the health insurance company. Usually this person is again identical to the cardholder, however the latter may be for example a child of the former.</p> <p>However, since the TOE cannot distinguish these roles, only the cardholder is defined as a subject in this PP.</p>
Health Professional	<p>Person acting as health professionals providing medical care to a patient (e.g. physician, dentist, pharmacist, psychotherapist, but also other health professionals yet to be formally defined, like midwives).</p> <p>These health professionals hold a HPC with a Card Verifiable Certificate of the Card Authentication Key with Role ID '2A', '3A', '4A', '5A' or '7A'.</p> <p>Note: As a help for the reader of the PP these Role Ids can be interpreted as follows, where access rights for an electronic prescription can be taken as example:</p> <p>Role Id 2A allows to write an electronic prescription to the eHC or to change it and allows comparable rights for other medical data. So typically physicians and dentists may have this Role Id.</p> <p>Role Id 3A also allows to read and modify/delete an (existing) electronic prescription. Typically pharmacists may have this Role ID.</p> <p>Role Id 4A allows no specific rights for an electronic prescription, but may allow read and write access for certain other medical information. Typically psychotherapists may have this Role Id.</p> <p>Role Id 5A also allows to read and modify/delete an (existing) electronic prescription and may be the Role Id for professionals not belonging to one of the preceding groups.</p> <p>Role Id 7A allows to read non-medical data and the emergency data and may be the Role Id for emergency personnel.</p> <p>The preceding examples are not necessary for the correct and secure implementation of Roles in the eGK itself, because the eGK technically only distinguishes the Role Ids and does not "know" the profession of its users.</p>
Medical Assistant	<p>Persons supporting a Health Professional.</p> <p>These health employees usually hold a HPC with a Card Verifiable Certificate of the Card Authentication Key with a Role ID corresponding to that of the Health Professional, whom they support, i. e. '2A', '3A', '4A', '5A' or '7A'. The additional Role IDs '6A' and '8A' are defined for specific purposes.</p> <p>Note that in medical institutions (e. g. hospitals) some or all of these Role Ids will also be needed for certain administrative personnel.</p>
Security Module Card (health care) (SMC)	<p>This security module card is used in a health care environment in order to allow interaction with the eHC in situations, where employees without a personal card provide services.</p> <p>The SMC has a Card Verifiable Certificate of the Card Authentication Key with a Role ID usually corresponding to that of the Health Professional, who is responsible for its operation, i. e. '2A', '3A', '4A', '5A' or '7A'. However, a special type of SMC for hospitals may exist, which has Role Id '2A', but can be activated by HPCs with other Role Ids. The additional Role IDs '6A' and '8A' are defined for specific purposes.</p>
Self Service Terminal	<p>A self service terminal allows a cardholder of an eHC to perform certain services.</p> <p>The self service terminal has an SMC with a Card Verifiable Certificate of the Card Authentication Key with Role ID '1A', which is distinct from the Role Ids of the preceding subjects..</p>
Health Insurance Agency Service Provider	<p>The "health insurance agency service provider" interacts with the TOE on behalf of the health insurance agency. The German term for this is "Versichertenstammdaten-Dienst" (VSDD).</p> <p>The service provider uses a security module (e. g. in form of a SMC), which is authenticated by use of the key SK.VSDD.</p>
TOE Manufacturer	<p>Person(s) responsible for development and production of the TOE.</p> <p>Note: According to the life cycle description in section 2.3 the initialisation of the card is either done by the TOE manufacturer or by the personalisation service provider.</p>



specifications. If a ST author or evaluator is not sure, whether this is fulfilled for some future version of the specifications, he should seek guidance from the responsible CC scheme.

#### **OSP.Additional\_Applications** Protection of additional Applications

- The TOE shall provide the possibility to authorised parties to load data for additional applications to the card. Loading of additional executable code shall not be possible.
- The TOE shall separate existing applications from additional applications. This means that data structures, access rights and data contents of such additional applications can not modify the security properties, in particular access control, for the existing applications.
- By defining access rights to the files belonging to additional applications suitably it shall be possible to provide access control to such files using the mutual authentication services or the PIN authentication services as defined in section 2.2.

Application note: This OSP is designed to provide the functionality to add additional applications in a secure way and to provide support for their future security needs. For example, access to further medical data not covered by the current specifications of the eHC may require some kind of authentication either by a health professional or by the cardholder.

#### **OSP.Electronic\_Prescriptions** Access to electronic prescriptions

Access to electronic prescriptions in the eHC must only be possible after authentication.

Creation or modification of these data in the eHC must only be possible in connection with a HPC.

The Cardholder has the following rights: He can read and also delete an electronic prescription.

Access to data on an eHC for personnel without HPC may be authorized by the holder of a HPC. Such access must be logged securely.

Unauthorized access or modification of these data during transport and storage must be prevented.

#### **OSP.User\_Information** Information about secure usage

The Cardholder of the eHC needs to be informed clearly about secure usage of the product.

Note: In order to use the eHC securely the user needs this information. This is also required by privacy legislation.

#### **OSP.Legal\_Decisions** Legal responsibility of authorised persons

The decision, which data are legally feasible for storage on the eHC has to be made by the persons authorised to deal with the data. The same holds for the decision, when data need to be deleted.

Note: The eHC itself cannot decide about the legal relevance and medical correctness of data stored in it.

**OSP.services** Services provided by the card

The eHC shall provide the following services:

- Service\_Asym\_Mut\_Auth\_w/o\_SM,
- Service\_Asym\_Mut\_Auth\_with\_SM,
- ,
- Service\_User\_Auth\_PIN and Service\_User\_Auth\_PUC,
- Service\_Privacy,
- Service\_Client\_Server\_Auth,
- Service\_Data\_Decryption,
- Service\_Card\_Management and
- Service\_Logging,

as described in section 2.2.

Note: The eHC also provides electronic signature services, however this is to be evaluated according to security requirements for electronic signatures, e. g. from another PP. Annex 7.1 gives guidance how to combine such PP with the eHC-PP.

**OSP.logging** Logging of access to medical data

All access to medical data (except reading access by the Cardholder himself) must be logged. Access to the log file must be protected.

**OSP.Manufact** Manufacturing of the Smart Card

The TOE Manufacturer shall ensure the quality and integrity of the manufacturing process and control the smart card material during development and production of the TOE.

### 3.3 Threats

21 This section describes the threats to be averted by the TOE independently or in collaboration with its IT environment. These threats result from the TOE method of use in the operational environment and the assets stored in the TOE.

22 Threats will be defined in the following form:

**T.name** Short Title

Description, for example starting "An attacker tries to..."

**3.3.1 Threats mainly addressing TOE\_ES and TOE\_APP**

23 The TOE shall avert the threats, which are application and operating system oriented, as specified below. As potential attackers all kinds of subjects as listed in Table 3 are considered, as far as they

- try to perform actions, which they are not allowed by their access rights as defined in this PP and
- may have expertise, resources and motivation as expected from an attacker with high attack potential.

**T.Compromise\_Internal\_Data** Compromise of confidential User or TSF data

An attacker with high attack potential tries to compromise confidential user data or TSF data through the communication interface of the TOE by sending commands or by listening to the communication between a terminal and the TOE.

This threat comprises several attack scenarios e.g. guessing of the user authentication data (PIN) or reconstruction of the private decipher key using the response code for chosen cipher texts (like Bleichenbacher attack for the SSL protocol implementation).

**T.Forge\_Internal\_Data** Forge of User or TSF data

An attacker with high attack potential tries to forge internal user data or TSF data.

This threat comprises several attack scenarios of smart card forgery. The attacker may try to alter the user data e.g. to add keys for decipherment of documents. The attacker may misuse the TSF management functions to change the user authentication data to a known value.

**T.Misuse** Misuse of TOE functions

An attacker with high attack potential tries to use the TOE functions to gain access to the assets without knowledge of user authentication data or any implicit authorization.

This threat comprises several attack scenarios e.g. the attacker may try to circumvent the user authentication to use the DECIPHER command for document keys without authorization. The attacker may try alter the TSF data e.g. to extend the user rights after successful card-to-card authentication.

**T.Intercept** Interception of Communication

An attacker with high attack potential tries to intercept the communication between the TOE and an SMC, HPC, Download Service Provider or Health Insurance Agency Service Provider in order to read, to forge, to delete or to add other data to transmitted data classified as assets.

This threat comprises several attack scenarios. A health professional reads from and writes onto eHC patient's data like medication or medical data, which an attacker may read or forge during transmission. Attacker may try to read the document keys output by the TOE as DECIPHER command response. Attackers may try to manipulate card management processes.

### **3.3.2 Threats mainly addressing TOE\_ES and TOE\_IC**

24 The TOE shall avert the threats, which are operating system and hardware oriented, as specified below.

#### **T.Phys\_Tamper** Physical Tampering

An attacker with high attack potential may perform physical probing of the IC in order (i) to disclose User Data, (ii) to disclose/reconstruct the IC Embedded Software or (iii) to disclose TSF data. An attacker may physically modify the IC in order to (i) modify security features or functions of the IC, (ii) modify security functions of the IC Embedded Software, (iii) to modify User Data or (iv) to modify TSF data.

The physical tampering may be focused directly on the disclosure or manipulation of TOE User Data (e.g. the document decipherment key) or TSF Data (e.g. authentication key of the smart card) or indirectly by preparation of the TOE to following attack methods by modification of security features (e.g. to enable information leakage through power analysis). Physical tampering requires direct interaction with the IC internals. Techniques commonly employed in IC failure analysis and IC reverse engineering efforts may be used. Before that hardware security mechanisms and layout characteristics need to be identified. Determination of software design including treatment of User Data and TSF Data may also be a pre-requisite. The modification may result in the deactivation of a security function. Changes of circuitry or data can be permanent or temporary.

#### **T.Information\_Leakage** Information Leakage from TOE's chip

An attacker with high attack potential may exploit information, which is leaked from the TOE during its usage in order to disclose confidential data (User Data or TSF data). The information leakage may be inherent in the normal operation or caused by the attacker.

Leakage may occur through emanations, variations in power consumption, I/O characteristics, clock frequency, or by changes in processing time requirements. This leakage may be interpreted as a covert channel transmission but is more closely related to measurement of operating parameters, which may be derived either from measurements of the contact less interface (emanation) or direct measurements (by contact to the chip still available even for a contact less chip) and can then be related to the specific operation being performed. No direct contact with the IC internals is required here. Examples are the Differential Electromagnetic Analysis (DEMA) and the Differential Power Analysis (DPA).

#### **T.Malfunction** Malfunction due to Environmental Stress

An attacker with high attack potential may cause a malfunction of TSF or of the IC Embedded Software by applying environmental stress in order to (i) deactivate or modify security features or functions of the TOE or (ii) circumvent or deactivate or modify security functions of the IC Embedded Software.

This may be achieved e.g. by operating the IC outside the normal operating conditions, exploiting errors in the IC Embedded Software or misuse of administration function. To exploit this an attacker needs information about the functional operation.

#### **T.Abuse\_Func** Abuse of Functionality

An attacker with high attack potential may use functions of the TOE which shall not be used in TOE operational phase in order (i) to disclose or manipulate User Data, (ii) to manipulate (explore, bypass, deactivate or change) security features or functions of the TOE or (iii) to disclose or manipulate TSF Data.

This threat address attacks using the IC as production material for the smart card and using function for personalization in the operational state after delivery of the smart card.

### **3.4 Assumptions**

25 The assumptions describe the security aspects of the environment in which the TOE will be used or is intended to be used.

26 The format for assumptions will be as follows:

**A.name** short title

Description.

27 The following assumptions hold for the usage environment:

**A.Users** Adequate usage of TOE and IT-Systems in the environment.

The cardholder of the TOE uses the TOE adequately. In particular he doesn't tell the PIN (or PINs) of the eHC to others and doesn't hand the card to unauthorised persons. Other actors (see subjects defined in section 3.1.2) use their data systems according to the overall system security requirements.

**A.Perso** Secure handling of data during personalisation and additional personalisation

All data structures and data on the card produced during personalisation or additional personalisation steps during the end-usage phase are correct according to the specifications and are handled correctly regarding integrity and confidentiality of these data. This includes in particular sufficient cryptographic quality of cryptographic keys (in accordance with the cryptographic algorithms specified for the eHC) and their confidential handling. The Personalisation Service Provider controls all materials, equipment and information, which he uses to personalize authentic smart cards, in order to prevent counterfeit of the TOE.

The same requirements hold for all activities belonging to Phase 5 "Initialisation", if they are executed after TOE delivery. This holds for example if the Personalisation Service Provider also sends the initialisation data to the TOE or if the TOE is delivered by the



TOE Manufacturer in form of smart card modules, which are then inserted into the plastic cards at a later stage.

#### 4 Security Objectives

28 This chapter describes the security objectives for the TOE and the security objectives for the TOE environment. The security objectives for the TOE environment are separated into security objectives for the development and production environment and security objectives for the operational environment.

**Application note 3:** The separation of the security objectives for the TOE environment follows the approach of CC version 2.4 and does not violate the CC version 2.3. The CC version 2.3 address the operational environment only.

##### 4.1 Security Objectives for the TOE

29 This section describes the security objectives for the TOE, which address the aspects of identified threats to be countered by the TOE and organizational security policies to be met by the TOE.

30 Objectives for the TOE will be defined in the following form

<b>OT.name</b>	short title	Description of the objective.
----------------	-------------	-------------------------------

31 In order to support developers, who want to reuse results of a IC (hardware) evaluation or an evaluation of the card operating system, the security objectives are grouped according to the parts of the TOE.

32 **Application note 4:** The structuring described in the preceding paragraph does not imply that the developer of a Security Target for a specific eHC needs to follow this distinction. In other words: If for example an objective, which is listed here as TOE\_ES oriented, is covered by the hardware level or by the application level of a specific card, or by a combination of these, then this is of course acceptable. The developer doesn't even need to explicitly distinguish the levels in the same way.

##### 4.1.1 Security objectives, which are mainly TOE\_App oriented

**OT.Access\_rights** Access control policy for data in the TOE

In the End Usage Phase the TOE shall implement the access control policy **SFP\_access\_rules**, which is defined in the following table:

<b>SFP_access_rules</b>
-------------------------

The following subjects may interact with the TOE (see also section 3.1.2, Table 3):
---

Cardholder, Health Professional, Medical Assistant, , Security Module Card (health care), Self Service Terminal, Health Insurance Agency Service Provider, TOE Manufacturer, Personalisation Service Provider, Download Service Provider, Combined Services Provider, Other Person
--

**SFP\_access\_rules**

The following objects are covered by the policy (see also section 3.1.1, Table 2):

Personal and health insurance data (open), Personal and health insurance data (protected), electronic prescription, VAD (eHC), RAD (eHC), logging data, Card Authentication Private Key, Card Verifiable Authentication Certificates, Client-Server Authentication Private Keys, Decipher Private Keys, Display Message, X.509 Certificates, Public Keys for CV Certificate Verification, SK.VSDD, SK.CAMS, permission data, reference data (voluntary application), emergency data.

Note: initialisation data and personalisation data are terms used for data written during the corresponding life cycle phases. For the End Usage Phase all assets are covered by the data already listed above.

The following authentication methods are covered by the policy:

The services Service\_Asym\_Mut\_Auth\_w/o\_SM, Service\_Asym\_Mut\_Auth\_with\_SM, Service\_Sym\_Mut\_Auth\_with\_SM, Service\_User\_Auth\_PIN, Service\_User\_Auth\_PUC as defined in chapter 2 "TOE description".

The following security attributes for subjects are maintained by the TOE:

For every authentication method the TOE maintains the status of successful authentication (successful PIN verification, successful mutual authentication). (These are security attributes for the connected subject, because the TOE derives the access rights from these attributes).

The following access methods are maintained by the TOE:

Access is allowed only using the defined command interface of the TOE. In other words: A subject sends a command APDU as defined in the eHC specification to the TOE and the TOE processes it.

Access to eHC data is not allowed via a contact-less interface.

Requirements for encryption or MAC-protection (Using Secure Messaging) will be included in addition for access to some of the data.

The following types of access are used in the rules below:

"Read", "write", "delete", "deactivate" (this means making data invisible for other subjects, but without deleting them), "activate" (making deactivated data visible again), "use" (a command is called, which uses data internally, this is relevant for cryptographic keys).

As specific variants of the write access the following terms are used: "Modify" means to change existing data. "Append" means to add data at the end of existing data. "Create" means to create new data structures.

The following access rules are defined for the TOE's objects:

For all files and other security relevant data (PINs, keys) the TOE maintains the following access rules as defined in the eHC specification, Part 2. Note, that these rules hold for the End Usage Phase of the TOE.

**Rule\_1:**

Personal and health insurance data (open) may be read by all subjects and written only by the Health Insurance Agency Service Provider or Combined Services Provider. Writing of these data requires secure messaging with encryption and MAC. The Download Service Provider and the Combined Services Provider have the right to delete the data. The commands used for this require protection by secure messaging with MAC (and therefore authentication by the service Service\_Sym\_Mut\_Auth\_with\_SM).

**Rule\_2:**

Personal and health insurance data (protected) can be read by: Cardholder, Health Professional, Medical Assistant, Security Module Card (health care), Combined Services Provider and Health Insurance Agency Service Provider. They can be written by the Health Insurance Agency Service Provider and Combined Services Provider. Writing of these data requires secure messaging with encryption and MAC. Reading data also requires secure messaging with encryption and MAC in the case of Health Insurance Agency Service Provider or Combined Services Provider.

**Rule\_3:**

Data of type electronic prescription can be read or deleted by Health Professional, Medical Assistant, Security Module Card (health care) with one of the Role IDs '2A', '3A', '5A', '6A'.

The Cardholder can read the data and he has the following rights: He can deactivate or activate and also delete an electronic prescription.

Only Health Professional, Medical Assistant and Security Module Card (health care) with one of the Role IDs '2A', '3A', '5A' or '6A' can write these data.

Note: Technically the ability of the Cardholder to delete an electronic prescription is realised by the right to modify EF.eRezept\_Ticket. The confidentiality of the contents of the electronic prescription is ensured by encryption of the EF.eRezept\_Container with a key stored in EF.eRezept\_Ticket.

The Download Service Provider and the Combined Services Provider have the right to delete EF.eRezept\_Container. The commands used for this require protection by secure messaging with MAC (and therefore authentication by the service Service\_Sym\_Mut\_Auth\_with\_SM).

**Rule\_4:**

Data of type RAD (eHC): The PIN.CH and PIN.home may be modified by the Cardholder, the resetting code (PUC) cannot be modified. Both data can not be read by anyone. The retry counter for the PIN can be reset by the Cardholder after authentication with the PUC.

Note: VAD (eHC) stands for PIN or resetting code values, which are entered by the Cardholder in clear text and

<b>SFP_access_rules</b> therefore require no specific rules by this policy.
<b>Rule_5:</b> The logging data can be written by Health Professional, Medical Assistant, Security Module Card (health care) and by the Self Service Terminal (the last case requires additional authentication with PIN.CH). Only new entries can be appended, existing entries can not be modified (however, when fifty entries are full, the oldest entry is deleted, when adding a new one). The data can be read by the Cardholder.
<b>Rule_6:</b> The Card Authentication Private Key can never be read or written. It can be used in the services Service_Asym_Mut_Auth_w/o_SM and Service_Asym_Mut_Auth_with_SM. These services include the verification of a CV certificate for the card or security module, with which the TOE interacts during the service.
<b>Rule_7:</b> The Card Verifiable Authentication Certificates can always be read and never written.
<b>Rule_8:</b> The Client-Server Authentication Private Keys and the Decipher Private Keys cannot be read or written, they can only be used in the corresponding services Service_Client_Server_Auth and Service_Data_Decryption. For the keys PrK.CH.AUT and PrK.CH.ENC respectively both services are possible only after authentication by the Cardholder. For the second authentication key PrK.CH.AUTN the service Service_Client_Server_Auth is allowed for the Cardholder or after authentication by Health Professional, Medical Assistant, Security Module Card (health care), all of these with Role ID '2A', '3A', '4A', '5A', '6A'. For the second decryption key PrK.CH.ENCV the service Service_Data_Decryption is allowed for the Cardholder or after authentication by Health Professional, Medical Assistant, Security Module Card (health care) all of these with Role ID '2A', '3A', '4A', '5A', '6A'.
<b>Rule_9:</b> The Public Keys for CV Certificate Verification can never be written. It can be used for verification of certificates. Note: Additional Public keys may be stored temporarily in case of cross-certification. The above rule holds for the "root" key of the eHC.
<b>Rule_10:</b> The symmetric keys SK.VSDD, SK.VSDDCAMS and SK.CAMS cannot be read or written. They can be used for establishment of trusted channels by the service Service_Sym_Mut_Auth_with_SM.
<b>Rule_11:</b> Files and other data structures necessary for additional applications can be created by the Download Service Provider or the Combined Services Provider. The commands used for this require protection by secure messaging with encryption and MAC.
<b>Rule_12:</b> The Download Service Provider and the Combined Services Provider have the right to deactivate the complete health care application, which means that the card isn't usable as an eHC any more. They can also re-activate the application. The commands used for this require protection by secure messaging with MAC (and therefore authentication by the service Service_Sym_Mut_Auth_with_SM).
<b>Rule_13:</b> The Display Message can be written only by the Cardholder. It can be read only by use of secure messaging, which requires authentication using the service Service_Asym_Mut_Auth_with_SM or Service_Sym_Mut_Auth_with_SM. Note: This allows to demonstrate the establishment of a secure channel to the cardholder.
<b>Rule_14:</b> The X.509 Certificates EF.C.CH.AUT and EF.C.CH.ENC can be read by everybody. Reading EF.C.CH.AUTN and EF.C.CH.ENCV is allowed for the Cardholder, the Download Service Provider and the Combined Services Provider and for entities authenticated as one of the Role Ids '2A', '3A', '4A', '5A', '6A'. All of the X.509 Certificates can be written by the Download Service Provider and the Combined Services Provider. Reading and writing by these entities requires protection by secure messaging with encryption and MAC.
<b>Rule_15:</b> The permission data can be read by the Cardholder, and by those Health Professional, Medical Assistant, Security Module Card (health care), who have Role Ids '2A', '3A', '4A' or '6A'. They can be written by the Cardholder, and by those Health Professional, Medical Assistant and Security Module Card (health care) with Role ID '2A', '3A' or '4A'. Reading and writing requires additional authentication using PIN.CH (except if the Cardholder reads or writes using PIN.home). They can be deactivated and activated by the Cardholder in connection with a Self Service Terminal and by authenticated subjects with role ID '2A', '3A', '4A' in combination with PIN.CH.

<b>SFP_access_rules</b>
<p><b>Rule_16:</b> The reference data (voluntary application) can be read by the Cardholder and by all authenticated subjects with role ID '2A', '3A', '4A', '8A', '9A' or '10A' in combination with PIN.CH. They can be written by Health Professional, by Medical Assistant and by Security Module Card (health care) with specific Role IDs 2A, 3A or '4A' together with the Cardholder (using PIN.CH). They can be deactivated and activated by the Cardholder in connection with a Self Service Terminal and by authenticated subjects with role ID '2A', '3A', '4A' in combination with PIN.CH.</p>
<p><b>Rule_17:</b> The emergency data can be written by Health Professional, Medical Assistant and Security Module Card (health care) with Role ID '2A', '3A' or '4A' but only together with the Cardholder (PIN.CH). They can be read by all Health Professional, Medical Assistant, , Security Module Card (health care) with one of the Role Ids '2A', '7A', '3A' or '4A', but for the last two IDs only together with the Cardholder (PIN.CH). They can be deactivated or activated by the Cardholder.</p>

Table 4: Access Control Policy for Usage Phase

**Application note 5:** The specifications [19] and [20] of the card may be replaced by further versions in future. This PP allows the evaluation of cards, which are implemented according to such newer versions, as long as the security properties defined in this PP remain valid for those newer versions of these specifications. For the access control policy "SFP\_access\_rules" this is interpreted as follows: If newer versions of the specifications define the access conditions more restrictively then the SFP above (for example allow access to a specific asset for fewer roles then defined above), this will be acceptable and an ST author may modify the SFP in this way.

#### 4.1.2 Security Objectives, which are mainly TOE\_ES oriented

33 The TOE security objectives in this section are those, which will probably be addressed by the TOE operating system.

34 The following objectives all refer to the specifications of the eHC:

[21] Die Spezifikation der elektronischen Gesundheitskarte, Teil 1: Spezifikation der elektrischen Schnittstelle, Version 2.0.0, 13.12.2007, gematik

[22] Die Spezifikation der elektronischen Gesundheitskarte, Teil 2: Grundlegende Applikationen, Version 2.0.0, 13.12.2007, gematik

35 The following objectives shall be upheld by the TOE:

##### **OT.AC\_Pers** Access control for personalization

The TOE must ensure that the personalisation data can be written by an authorized Personalisation Service Provider only.

##### **OT.Additional\_Applications** Protection of additional Applications

- The TOE shall provide the possibility to authorised parties to load data for additional applications to the card. Loading of additional executable code shall not be possible.
- The TOE shall separate existing applications from additional applications. This means that data structures, access rights and data contents of such additional applications

can not modify the security properties, in particular access control, for the existing applications.

- By defining access rights to the files belonging to additional applications suitably it shall be possible to provide access control to such files using the mutual authentication services or the PIN authentication services as defined in section 2.2.

**Application note:** This objective is designed to provide the functionality to add additional applications in a secure way and to provide support for their future security needs.

#### **OT.Services**

#### Services provided by the Card

The eHC shall provide the following services:

- Service\_Asym\_Mut\_Auth\_w/o\_SM,
- Service\_Asym\_Mut\_Auth\_with\_SM,
- ,
- Service\_User\_Auth\_PIN and Service\_User\_Auth\_PUC,
- Service\_Privacy,
- Service\_Client\_Server\_Auth,
- Service\_Data\_Decryption,
- Service\_Card\_Management and
- Service\_Logging

as described in section 2.2.

Note: The eHC also provides electronic signature services, however this is to be evaluated according to security requirements for electronic signatures, e. g. from another PP. Annex 7.1 gives guidance how to combine such PP with the eHC-PP.

#### **OT.Cryptography**

#### Implementation of cryptographic algorithms

The cryptographic algorithms required by the eHC specifications, Part 1, (see [23]) are implemented according to their definition.

These algorithms are not explicitly listed in this PP in order to allow future development of the specifications.

#### 4.1.3 Security Objectives, which are mainly TOE\_IC oriented

36 The following TOE security objectives are drawn from BSI-PP-0002 [24] and address the protection provided mainly by TOE\_IC (however it may use support by the other components of the TOE) and independent off the TOE environment.

**Application note 6:** This should allow a developer to use the method of composite evaluation with a hardware already evaluated according to BSI-PP-0002.

##### **OT.Prot\_Inf\_Leak** Protection against Information Leakage

The TOE must provide protection against disclosure of confidential data (User Data or TSF data) stored and/or processed in the TOE's chip

- by measurement and analysis of the shape and amplitude of signals or the time between events found by measuring signals on the electromagnetic field, power consumption, clock, or I/O lines and
- by forcing a malfunction of the TOE and/or
- by a physical manipulation of the TOE.

##### **Application note 7:**

37 This objective pertains to measurements with subsequent complex signal processing due to normal operation of the TOE or operations enforced by an attacker. Details correspond to an analysis of attack scenarios which is not given here.

##### **OT.Prot\_Phys\_Tamper** Protection against Physical Tampering

The TOE must provide protection the confidentiality and integrity of the User Data, the TSF Data, and the chip Embedded Software. This includes protection against attacks with high attack potential by means of

- measuring through galvanic contacts which is direct physical probing on the chips surface except on pads being bonded (using standard tools for measuring voltage and current) or
- measuring not using galvanic contacts but other types of physical interaction between charges (using tools used in solid-state physics research and IC failure analysis)
- manipulation of the hardware and its security features, as well as
- controlled manipulation of memory contents (User Data, TSF Data).

with a prior

- reverse-engineering to understand the design and its properties and functions.

##### **Application note 8:**

In order to meet the security objectives OT.Prot\_Phys\_Tamper the TOE must be designed and fabricated so that it requires a high combination of complex equipment, knowledge, skill, and time to be able to derive detailed design information or other

information which could be used to compromise security through such a physical attack. This is addressed by the security objective OD.Assurance.

**OT.Prot\_Malfunction** Protection against Malfunctions

The TOE must ensure its correct operation. The TOE must prevent its operation outside the normal operating conditions where reliability and secure operation has not been proven or tested. This is to prevent errors. The environmental conditions may include external energy (esp. electromagnetic) fields, voltage (on any contacts), clock frequency, or temperature.

**Application note 9:**

A malfunction of the TOE may also be caused using a direct interaction with elements on the chip surface. This is considered as being a manipulation (refer to the objective OT.Prot\_Phys\_Tamper) provided that detailed knowledge about the TOE's internal construction is required and the attack is performed in a controlled manner.

**OT.Prot\_Abuse\_Func** Protection against Abuse of Functionality

The TOE must prevent that functions of the TOE which may not be used after TOE Delivery can be abused in order (i) to disclose critical User Data, (ii) to manipulate critical User Data of the Smartcard Embedded Software, (iii) to manipulate Soft-coded Smartcard Embedded Software or (iv) bypass, deactivate, change or explore security features or functions of the TOE. Details depend, for instance, on the capabilities of the Test Features provided by the IC Dedicated Test Software which are not specified here.

## 4.2 Security Objectives for the Development and Manufacturing Environment

**OD.Assurance** Assurance Security Measures in Development and Manufacturing Environment

The developer and manufacturer ensure that the TOE is designed and fabricated so that it requires a combination of complex equipment, knowledge, skill, and time to be able to derive detailed design information or other information which could be used to compromise security through attack. The developer provides necessary evaluation evidence that the TOE fulfils its security objectives and is resistant against attack with high attack potential.

**OD.Material** Control over Smart Card Material

The TOE Manufacturer must control all materials, equipment and information, which he uses in order to produce, to initialise and to pre-personalize genuine smart card materials in order to prevent counterfeit of the TOE.

### 4.3 Security Objectives for the Operational Environment

**OE.Users** Adequate usage of TOE and IT-Systems in the environment

The Cardholder of the TOE needs to use the TOE adequately. In particular he mustn't tell the PIN (or PINs) of the eHC to others and mustn't hand the card to unauthorised persons.

**OE.Legal\_Decisions** Legal responsibility of authorised persons

The decision, which data are legally feasible for storage on the eHC has to be made by the persons authorised to deal with the data. The same holds for the decision, when data need to be deleted. These persons must use their IT systems according to the legal requirements.

This objective holds for all subjects (or the persons controlling them, if the subjects themselves are technical devices) listed in section 3.1.2, Table 3, except the Cardholder (who's behaviour is covered by other objectives) and the category "Other Person", which includes attackers.

**OE.Data\_Protection** Protection of sensitive data outside of the eHC

The persons responsible for the handling of sensitive data outside of the eHC (this includes medical data, PINs, cryptographic keys and sensitive personal data, see the definition of assets in Table 1.) use adequate protection for confidentiality and integrity of these data.

**OE.User\_Information** Information about secure usage

The Cardholder of the TOE must be informed clearly about secure usage of the product.

**OE.Perso** Secure handling of data during personalisation and additional personalisation

All data structures and data on the card produced during personalisation or additional personalisation steps during the end-usage phase must be correct according to the specifications and must be handled correctly regarding integrity and confidentiality of these data. This includes in particular sufficient cryptographic quality of cryptographic keys (in accordance with the cryptographic algorithms specified for the eHC) and their confidential handling. The Personalisation Service Provider must control all materials, equipment and information needed to personalize authentic smart cards in order to prevent counterfeit of the TOE.

The same requirements hold for all activities belonging to Phase 5 "Initialisation", if they are executed after TOE delivery. This holds for example if the Personalisation Service Provider also sends the initialisation data to the TOE or if the TOE is delivered by the TOE Manufacturer in form of smart card modules, which are then inserted into the plastic cards at a later stage.



### **Application note 10:**

The security objectives for the environment are very important for the security of the system, in which the eHC is used. According to the requirements defined in the assurance class AGD the user guidance of the TOE will therefore contain more detailed information about measures to support these objectives. The following considerations may be helpful for this:

- If communication between the TOE and another device is done across insecure networks, only services secured by secure messaging must be used. A typical example would be an internet apothecary. The end user must be informed about his possibilities to check this (e. g. how to use the Display Message in order to see that a secure channel was established).
- The concept of the two PINs PIN.CH and PIN.home have to be made clear to the cardholder, in particular he needs to be informed, that the PIN.home must only be used in his private environment or at a Self Service Terminal. In any other IT system of a medical practice or apothecary only PIN.HC must be used. If the cardholder wants to make real use of the privacy features like activation or deactivation of certain data, he needs to make sure that PIN.CH and PIN.home have distinct values.
- The procedures used by the card issuer in order to deliver the eHC as well as PINs and PUCs to the Cardholder must be suitable to prevent attackers from successfully intercepting and using the eHC and the PIN and/or PUC. The requirements defined by gematik in the document [25] (in the version valid at the time of evaluation) will have to be fulfilled and the guidance documentation (e. g. for the Personalisation Service Provider) will have to describe the procedures adequately.
- The environment, where the Cardholder enters his PIN, must make sure that the PIN is not intercepted on the line between the device, where the PIN is entered and the TOE.
- Similarly, all environments, where authentication (e. g. of a HPC) without secure messaging is used, must ensure that interception or modification of the sensitive data is not possible on the line between the TOE and other devices. They must also prevent unauthorised persons from sending card commands to the TOE after such type of authentication.
- If the Service\_Data\_Decryption is used the environment must ensure that the deciphered data (usually document encipherment keys) are not intercepted during transport outside of the TOE.
- If medical data are stored outside of the eGK, for example on a Server, then appropriate access control needs to be in place to prevent unauthorised read or write access to these data.
- Of course all parties, which have management access to the TOE (Health Insurance Agency Service Provider, Personalisation Service Provider, Download Service Provider) must ensure that their activities maintain the security of the TOE and its data.

#### 4.4 Security Objectives Rationale

The following table shows, which Objectives for the TOE and the environment support which OSP, help to avert which threat and correspond to which assumption. The table shows, that for every OSP, threat and assumption there is at least one objective and vice versa.

	OT.A C_Pe rs	OT.Ac ce ss Ri ght s	OT.A ddi tio nal A pp lica tio ns	OT.S er vice	OT.C r ypt ogr ap hy	OT.Pr ot _I nf _L ea k	OT.Pr ot _Ph ys _T am per	OT.Pr ot _Ma l fu nc tio n	OT.Pr ot _A b use _F unc	O D. Ma teri al	O E. Us er se c u r e	O E. Le gal _D e c i s i o n	O E. Da ta _P ro t e c t i o n	O E. Us er _I n fo r m a t i o n	O E. Pe r so n
OSP.eHC_Spec	X	X	X	X	X										
OSP.Additional_Applications			X												X
OSP.Electronic_Prescriptions		X										X	X		
OSP.User_Information														X	
OSP.Legal_Decisions												X			
OSP.Services				X											
OSP.Logging		X		X								X			
OSP.Manufact									X	X					
T.Compromise_Internal_Data	X	X		X	X							X	X		
T.Forge_Internal_Data	X	X		X	X							X	X		
T.Misuse	X	X		X	X							X	X		
T.Intercept	X	X		X	X							X	X		
T.Phys_Tamper							X								
T.Information_Leakage						X									
T.Malfunction								X							
T.Abuse_Func									X						
A.Users											X				
A.Perso															X

Table 5: Mapping of objectives to OSPs, threats, assumptions

38 The following text describes for every OSP, Threat and Assumption, how they are covered by Security Objectives.

39 The organizational security policy **OSP.eHC\_Spec** "Compliance to eHC specifications" is implemented by the following TOE security objectives:

- OT.Services requires that the TOE provides the security services, which are realised by the commands defined in the specification.
- OT.Cryptography requires that the cryptographic algorithms as defined in the specification are implemented.

- OT.Access\_Rights requires that the access rights are defined according to the policy SFP\_access\_rules. These rules are chosen according to the access rights defined in the eHC specification, part 2.
  - OT.Additional\_Applications requires rules for the loading of additional applications, which is also compatible to the definitions in the specifications.
  - The objectives for the TOE environment OD.Material and OE.Perso “Secure personalization” (the latter together with OT.AC\_Pers “Access control for personalization” protecting the personalization functions of the TOE) ensure that the Personalisation Service Provider will provide a genuine TOE initialized and personalized according to the specification to the Cardholder.
- 40 **OSP.Additional\_Applications** is fully covered by OT.Additional\_Applications, which is essentially identical to OSP.Additional\_Applications. In addition it is supported by OE.Perso because this security objective requires adequate organisational security, when loading additional applications during the operational phase.
- 41 **OSP.Electronic\_Prescriptions** is covered by the combination of
- OT.Access\_Rights, which restricts the access rights to the data in the card as required by OSP.Electronic\_Prescriptions (see rule for the asset “electronic prescription”).
  - OE.Data\_Protection, which requires adequate protection of the medical data, when handled outside of the card.
  - OE.Legal\_Decisions, which requires use of IT systems according to legal requirements by authorised persons. This in particular implies that the access possibilities by HPC or SMC cards to data in the eHC is used according to the legal requirements.
- 42 **OSP.User\_Information** is fully covered by OE.User\_Information, which is essentially identical to OSP.User\_Information.
- 43 **OSP.Legal\_Decisions** is fully covered by OE.Legal\_Decisions, which is essentially identical to OSP.Legal\_Decisions.
- 44 **OSP.Services** is fully covered by OT.Services, which is essentially identical to OSP.Services.
- 45 **OSP.Logging** is realised in cooperation between the TOE and its operational environment:
- According to OT.Services the TOE provides the service “Service\_Logging”. This service allows authorised users to write logging data into the card.
  - According to OE.Legal\_Decisions all authorised users are responsible for the correctness of the logging data, they write into the card. This compensates for the fact that the card cannot control the content of this file.
  - According to OT.Access\_Rights, access to the log file is protected.

- 46 The security objectives for the environment OD.Assurance “Assurance Security Measures in Development and Manufacturing Environment” and OD.Material “Control over Smart Card Material” implement the OSP **OSP.Manufact** “Manufacturing of the Smart Card” in the development and manufacturing of the TOE.
- 47 The threats **T.Compromise\_Internal\_Data**, **T.Forge\_Internal\_Data**, **T.Misuse** and **T.Intercept** are all countered by the following combination of objectives:
- OT.Access\_Rights (supported by OT.Services, OT.Cryptography) implies that data in the TOE can only be read, written or modified according to the access rules as defined in the access control policy SFP\_access\_rules, which was defined in OT.Access\_Rights. The support by OT.Services is needed since several rules of SFP\_access\_rules restrict the access to certain subjects (cardholder, health professional, etc.) the authenticity of which is made sure by services required by OT.Services (e. g. Service\_User\_Auth\_PIN, Service\_Sym\_Mut\_Auth\_with\_SM, Service\_Asym\_Mut\_Auth\_with\_SM, cf. section 2.2). The support by OT.Cryptography is needed since several services required by OT.Services rely on cryptographic mechanisms required by OT.Cryptography (e. g. a symmetric encryption algorithm is needed for Service\_Sym\_Mut\_Auth\_with\_SM, an asymmetric algorithm for Service\_Asym\_Mut\_Auth\_with\_SM).
  - OT.AC\_Pers protects the personalization functions of the TOE against unauthorised use.
  - OE.Legal\_Decisions and OE.Data\_Protection imply that authorised persons, who are allowed to read, write or modify data in the card, use these rights only in an environment, where unauthorised access to these data is prevented by the environment.
- An example for this is as follows: The service Service\_Asym\_Mut\_Auth\_w/o\_SM allows health professionals to access electronic prescriptions in the card. This is allowed only in a closed environment, where attackers cannot access the data transmitted between eHC and the health professionals IT equipment. For the case of transmission over insecure lines the service Service\_Asym\_Mut\_Auth\_with\_SM is provided and the objectives for the environment imply that health professionals use these services adequately.
- 48 The threat **T.Phys\_Tamper** “Physical Tampering” is adverted directly by the security objective OT.Prot\_Phys\_Tamper “Protection against physical tampering”.
- 49 The threat **T.Information\_Leakage** “Information Leakage from smart card chip” is adverted directly by the security objective OT.Prot\_Inf\_Leak “Protection against information leakage” addressing the protection against disclosure of confidential data (User Data or TSF data) stored and/or processed in the TOE by attacks including but not limited to use of side channels, fault injection or physical manipulation.
- 50 The threat **T.Malfunction** “Malfunction due to Environmental Stress” is adverted directly by the security objective OT.Prot\_Malfunction “Protection against Malfunctions”.
- 51 The threat **T.Abuse\_Func** “Abuse of Functionality” is adverted directly by the security objective OT.Prot\_Abuse\_Func “Protection against abuse of functionality” preventing the use of TOE functions which are intended for the testing, the initialization and the personalization of the TOE and which must not be accessible after TOE delivery.

- 52 The security objective for the environment **OE.Users** “Adequate usage of TOE and IT-Systems” implements directly the assumption **A.Users** “Adequate usage of TOE and IT-Systems”.
- 53 The security objective for the environment OE.Perso “Secure personalization” implements the assumption **A.Perso** “Personalization of the Smart Card”.

## 5 Security Requirements

- 54 The CC allows several operations to be performed on functional requirements; *refinement*, *selection*, *assignment*, and *iteration* are defined in Part 2 of the CC. Each of these operations is used in this PP.
- 55 The **refinement** operation is used to add detail to a requirement, and thus further restricts a requirement. Refinement of security requirements is either
- denoted by the word “refinement” in bold text and the added/changed words are in bold text or
  - included in text as underlined text and marked by a footnote.

In cases where words from a CC requirement were deleted, a separate attachment indicates the words that were removed.

- 56 The **selection** operation is used to select one or more options provided by the CC in stating a requirement. Selections that have been made by the PP authors are denoted as underlined text and the original text of the component is given by a footnote. Selections to be filled in by the ST author appear in square brackets with an indication that a selection is to be made, [selection:], and are *italicized*.
- 57 The **assignment** operation is used to assign a specific value to an unspecified parameter, such as the length of a password. Assignments that have been made by the PP authors are denoted by showing as underlined text and the original text of the component is given by a footnote. Assignments to be filled in by the ST author appear in square brackets with an indication that an assignment is to be made [assignment:], and are *italicized*.
- 58 The **iteration** operation is used when a component is repeated with varying operations. Iteration is denoted by showing a slash “/”, and the iteration indicator after the component identifier.

### 5.1 Security Functional Requirements for the TOE

- 59 This section on security functional requirements (SFR) for the TOE is divided into sub-sections following the main security functionality. They are usually ordered as in CC part 2 [26].

### 5.1.1 Cryptographic support (FCS)

**Application note 11:** In agreement with BSI all explicit references to specific cryptographic algorithms were removed from this PP in order to allow future migration to new algorithms. Instead the authors of conforming STs shall refer to the algorithms defined in the eHC specification, part 1 ([27]), in the version valid at the time of ST evaluation. The specification will be kept in compliance with the following specific additional documents, which shall be used in the version valid at the time of ST evaluation:

[28] BSI TR-03116, Technische Richtlinie für die eCard-Projekte der Bundesregierung, Version: 1.0, Datum: 23.03.2007, Status: veröffentlichte Version, Fassung: 2007, <http://www.bsi.bund.de/literat/tr/tr03116/BSI-TR-03116.pdf>

[29] **Einführung der Gesundheitskarte – Verwendung kryptographischer Algorithmen in der Telematikinfrastruktur, Version 1.0.0, 24.08.2007, gematik**

60 The TOE shall meet the requirement “Cryptographic key generation (FCS\_CKM.1)” as specified below (Common Criteria Part 2).

#### 61 FCS\_CKM.1/SM Cryptographic key generation – Secure Messaging Keys

Hierarchical to: No other components.

FCS\_CKM.1.1/  
SM The TSF shall generate cryptographic keys in accordance with a specified cryptographic key generation algorithm card-to-card authentication with secure messaging<sup>8</sup> and specified cryptographic key sizes [assignment: *cryptographic key sizes*] that meet the following: eHC specification, Part 1 [30]<sup>9</sup>.

Dependencies: [FCS\_CKM.2 Cryptographic key distribution or  
FCS\_COP.1 Cryptographic operation]  
FCS\_CKM.4 Cryptographic key destruction  
FMT\_MSA.2 Secure security attributes

62 **Application note 12:** The Key Generation is done during a mutual authentication with trusted channel establishment. The Authentication Protocol produces agreed parameters to generate the encryption key and the message authentication keys for secure messaging. The algorithm uses random numbers generated by the TSF as required by FCS\_RND.1.

63 The TOE shall meet the requirement “Cryptographic key destruction (FCS\_CKM.4)” as specified below (Common Criteria Part 2).

#### 64 FCS\_CKM.4 Cryptographic key destruction

Hierarchical to: No other components.

---

<sup>8</sup> [assignment: *cryptographic key generation algorithm*]

<sup>9</sup> [assignment: *list of standards*]

FCS\_CKM.4.1 The TSF shall destroy cryptographic keys in accordance with a specified cryptographic key destruction method [assignment: *cryptographic key destruction method*] that meets the following: [assignment: *list of standards*].

Dependencies: [FDP\_ITC.1 Import of user data without security attributes or FDP\_ITC.2 Import of user data with security attributes or FCS\_CKM.1 Cryptographic key generation]  
FMT\_MSA.2 Secure security attributes

65 **Application note 13:** The TOE shall destroy the encryption session key and the message authentication session keys for secure messaging after reset or termination of secure messaging session or reaching fail secure state according to FPT\_FLS.1.

66 The TOE shall meet the requirement “Cryptographic operation (FCS\_COP.1)” as specified below (Common Criteria Part 2). The iterations are caused by different cryptographic algorithms to be implemented by the TOE.

#### 67 FCS\_COP.1/Hash Cryptographic operation – Hash Algorithm

Hierarchical to: No other components.

FCS\_COP.1.1/  
Hash The TSF shall perform hashing<sup>10</sup> in accordance with a specified cryptographic algorithm [assignment: *cryptographic algorithm*] and cryptographic key sizes none<sup>11</sup> that meet the following: eHC specification, Part 1 [31]<sup>12</sup>.

Dependencies: [FDP\_ITC.1 Import of user data without security attributes or FDP\_ITC.2 Import of user data with security attributes or  
FCS\_CKM.1 Cryptographic key generation]  
FCS\_CKM.4 Cryptographic key destruction  
FMT\_MSA.2 Secure security attributes

**Application note 14:** This SFR requires the TOE to implement the hash function.

**Application note 15:** Depending on the publication of the RegTP on algorithms suitable for electronic signatures [32], additional hash functions may be specified by the author of a Security Target.

#### 68 FCS\_COP.1/CCA\_SIGN Cryptographic operation – Digital Signature-Creation for Card-to-Card Authentication

Hierarchical to: No other components.

---

<sup>10</sup> [assignment: *list of cryptographic operations*]

<sup>11</sup> [assignment: *cryptographic key sizes*]

<sup>12</sup> [assignment: *list of standards*]

FCS\_COP.1.1/  
CCA\_SIGN The TSF shall perform digital signature-creation<sup>13</sup> in accordance with a specified cryptographic algorithm [assignment: *cryptographic algorithm*] and cryptographic key sizes [assignment: *cryptographic key sizes*] that meet the following: eHC specification, Part 1 [33]<sup>14</sup>.

Dependencies: [FDP\_ITC.1 Import of user data without security attributes or FDP\_ITC.2 Import of user data with security attributes or  
FCS\_CKM.1 Cryptographic key generation]  
FCS\_CKM.4 Cryptographic key destruction  
FMT\_MSA.2 Secure security attributes

**Application note 16:** This SFR requires the TOE to implement the cryptographic primitive of the digital signature-creation for the card-to-card authentication mechanism according the eHC specification.

#### 69 FCS\_COP.1/CCA\_VERIF Cryptographic operation – Digital Signature-Verification for Card-to-Card Authentication

Hierarchical to: No other components.

FCS\_COP.1.1/  
CCA\_VERIF The TSF shall perform digital signature-verification<sup>15</sup> in accordance with a specified cryptographic algorithm [assignment: *cryptographic algorithm*] and cryptographic key sizes [assignment: *cryptographic key sizes*] that meet the following: eHC specification, Part 1 [34]<sup>16</sup>.

Dependencies: [FDP\_ITC.1 Import of user data without security attributes or FDP\_ITC.2 Import of user data with security attributes or  
FCS\_CKM.1 Cryptographic key generation]  
FCS\_CKM.4 Cryptographic key destruction  
FMT\_MSA.2 Secure security attributes

70 **Application note 17:** This SFR requires the TOE to implement the cryptographic primitive of the digital signature-verification for the card-to-card authentication mechanism according to the eHC specification.

#### 71 FCS\_COP.1/CSA Cryptographic operation – Digital Signature-Creation for Client-Server Authentication

Hierarchical to: No other components.

<sup>13</sup> [assignment: *list of cryptographic operations*]

<sup>14</sup> [assignment: *list of standards*]

<sup>15</sup> [assignment: *list of cryptographic operations*]

<sup>16</sup> [assignment: *list of standards*]



FCS\_COP.1.1/  
CSA The TSF shall perform digital signature-creation<sup>17</sup> in accordance with a specified cryptographic algorithm [assignment: *cryptographic algorithm*] and cryptographic key sizes [assignment: *cryptographic key sizes*] that meet the following: eHC specification, Part 1 [35]<sup>18</sup>.

Dependencies: [FDP\_ITC.1 Import of user data without security attributes or FDP\_ITC.2 Import of user data with security attributes or  
FCS\_CKM.1 Cryptographic key generation]  
FCS\_CKM.4 Cryptographic key destruction  
FMT\_MSA.2 Secure security attributes

72 **Application note 18:** This SFR requires the TOE to implement the cryptographic primitive of the digital signature-creation for the client-server authentication mechanism according to the eHC specification.

### 73 FCS\_COP.1/Asym\_DEC Cryptographic operation – Asymmetric Decryption

Hierarchical to: No other components.

FCS\_COP.1.1/  
ASYM\_DEC The TSF shall perform decryption<sup>19</sup> in accordance with a specified cryptographic algorithm [assignment: *cryptographic algorithm*] and cryptographic key sizes [assignment: *cryptographic key sizes*] that meet the following: eHC specification, Part 1 [36]<sup>20</sup>.

Dependencies: [FDP\_ITC.1 Import of user data without security attributes or FDP\_ITC.2 Import of user data with security attributes or  
FCS\_CKM.1 Cryptographic key generation]  
FCS\_CKM.4 Cryptographic key destruction  
FMT\_MSA.2 Secure security attributes

74 **Application note 19:** This SFR requires the TOE to implement the cryptographic primitive of the asymmetric decryption.

### 75 FCS\_COP.1/Sym Cryptographic operation – Symmetric Encryption / Decryption

Hierarchical to: No other components.

---

<sup>17</sup> [assignment: *list of cryptographic operations*]

<sup>18</sup> [assignment: *list of standards*]

<sup>19</sup> [assignment: *list of cryptographic operations*]

<sup>20</sup> [assignment: *list of standards*]

FCS\_COP.1.1/  
Sym The TSF shall perform encryption and decryption<sup>21</sup> in accordance with a specified cryptographic algorithm [assignment: *cryptographic algorithm*] and cryptographic key sizes [assignment: *cryptographic key sizes*] that meet the following: eHC specification, Part 1 [37]<sup>22</sup>.

Dependencies: [FDP\_ITC.1 Import of user data without security attributes or FDP\_ITC.2 Import of user data with security attributes or  
FCS\_CKM.1 Cryptographic key generation]  
FCS\_CKM.4 Cryptographic key destruction  
FMT\_MSA.2 Secure security attributes

76 **Application note 20:** This SFR requires the TOE to implement the cryptographic primitive for secure messaging and for possible other uses of a symmetric encryption algorithm.

#### 77 FCS\_COP.1/MAC Cryptographic operation – MAC

Hierarchical to: No other components.

FCS\_COP.1.1/  
MAC The TSF shall perform generation and verification of message authentication code<sup>23</sup> in accordance with a specified cryptographic algorithm [assignment: *cryptographic algorithm*] and cryptographic key sizes [assignment: *cryptographic key sizes*] that meet the following: eHC specification, Part 1 [38]<sup>24</sup>.

Dependencies: [FDP\_ITC.1 Import of user data without security attributes or FDP\_ITC.2 Import of user data with security attributes or  
FCS\_CKM.1 Cryptographic key generation]  
FCS\_CKM.4 Cryptographic key destruction  
FMT\_MSA.2 Secure security attributes

78 **Application note 21:** This SFR requires the TOE to implement the cryptographic primitive for secure messaging.

79 The TOE shall meet the requirement “Quality metric for random numbers (FCS\_RND.1)” as specified below (Common Criteria Part 2 extended).

#### 80 FCS\_RND.1 Quality metric for random numbers

Hierarchical to: No other components.

FCS\_RND.1.1 The TSF shall provide a mechanism to generate random numbers that meet [assignment: *a defined quality metric*].

<sup>21</sup> [assignment: *list of cryptographic operations*]

<sup>22</sup> [assignment: *list of standards*]

<sup>23</sup> [assignment: *list of cryptographic operations*]

<sup>24</sup> [assignment: *list of standards*]

Dependencies: No dependencies.

- 81 **Application note 22:** This SFR requires the TOE to generate random numbers used for (i) the authentication protocols as required by FIA\_UAU.4, and (ii) the key agreement FCS\_CKM.1/SM for secure messaging. The quality metric shall be chosen to ensure the strength of function high.

### 5.1.2 Identification and Authentication

- 82 The TOE shall meet the requirement “Authentication failure handling (FIA\_AFL.1)” as specified below (Common Criteria Part 2).

#### 83 FIA\_AFL.1/PIN Authentication failure handling – eHC-PIN

Hierarchical to: No other components.

FIA\_AFL.1.1/PIN The TSF shall detect when [selection: [assignment: *positive integer number*], “*an administrator configurable positive integer within [assignment: *range of acceptable values*]*”] unsuccessful authentication attempts occur related to consecutive failed human user authentication for the health care application <sup>25</sup>.

FIA\_AFL.1.2/PIN When the defined number of unsuccessful authentication attempts has been met or surpassed, the TSF shall block the PIN for authentication until successful unblock with resetting code <sup>26</sup>.

Dependencies: FIA\_UAU.1 Timing of authentication.

**Application note 23:** The component FIA\_AFL.1/PIN addresses the human user authentication by means of the PINs (PIN.CH and PIN.home) for the health care application. The security target writer shall select the parameters with respect to the high strength of the authentication function, e.g. a PIN length of six and a retry counter value of three are acceptable.

**Application note 24:** For the electronic signature service a specific PIN will be used, for which this SFR may be iterated.

---

<sup>25</sup> [assignment: *list of authentication events*]

<sup>26</sup> [assignment: *list of actions*]

**84 FIA\_AFL.1/PUC Authentication Failure Handling – eHC-PIN-unblocking code**

Hierarchical to: No other components.

FIA\_AFL.1.1/PUC The TSF shall detect when [assignment: *positive integer number*]<sup>27</sup> successful or<sup>28</sup> unsuccessful authentication attempts occur related to usage of the eHC-PIN unblocking code<sup>29</sup>.

FIA\_AFL.1.2/PUC When the defined number of successful or<sup>30</sup> unsuccessful authentication attempts has been met or surpassed, the TSF shall [assignment: *list of actions, which at least includes: block the PIN unblocking code*]<sup>31</sup>.

Dependencies: FIA\_UAU.1 Timing of authentication

**85 Application note 25:** The component FIA\_AFL.1/PUC address the human user authentication by means of the PIN unblocking code for the PINs used for the health care application. The ST writer shall consider the effect for the high strength of the authentication function.

**86** The TOE shall meet the requirement “User attribute definition (FIA\_ATD.1)” as specified below (Common Criteria Part 2).

**87 FIA\_ATD.1 User attribute definition**

Hierarchical to: No other components.

FIA\_ATD.1.1 The TSF shall maintain the following list of security attributes belonging to individual users: identity and role<sup>32</sup>.

Dependencies: No dependencies.

**88 Application note 26:** The component FIA\_ATD.1 applies to (i) the human user authentication, i.e. the cardholder, whose identity is given in the Personal and health insurance data (open), and to (ii) the card-to-card authentication where the identity (i.e. the ICCSN.ICC) and the role (i.e. Role ID) are encoded in the CV certificate.

---

<sup>27</sup> [selection: [assignment: *positive integer number*], “an administrator configurable positive integer within [assignment: *range of acceptable values*]”]

<sup>28</sup> refinement: not only unsuccessful but also successful attempts shall be counted here – obviously this refinement is valid, because the original requirement is still fulfilled

<sup>29</sup> [assignment: *list of authentication events*]

<sup>30</sup> refinement: not only unsuccessful but also successful attempts shall be counted here – obviously this refinement is valid, because the original requirement is still fulfilled

<sup>31</sup> [assignment: *list of actions*] with refinement of the list of actions – obviously this refinement is valid, because the original requirement is still fulfilled

<sup>32</sup> [assignment: *list of security attributes*]

89 **FIA\_UID.1 Timing of identification**

Hierarchical to: No other components.

FIA\_UID.1.1            The TSF shall allow

- (1) reading the ATR.
- (2) reading the Card Verifiable Authentication Certificate.
- (3) reading the Certificate Service Provider Certificate.
- (4) [assignment: list of TSF-mediated actions]<sup>33</sup>

on behalf of the user to be performed before the user is identified.

FIA\_UID.1.2            The TSF shall require each user to be successfully identified before allowing any other TSF-mediated actions on behalf of that user.

Dependencies: No dependencies.

90 **Application note 27:** This SFR is meant to support the access control policy **SFP\_access\_rules**. Note, that access rules for initialisation and personalisation phases are defined by management SFRs (FMT\_MTD.1, see section 5.1.5 and the corresponding application notes). The ST writer may complete the list of allowed actions by all actions allowed to a non-authorized user according to the specification. This list must be consistent to the security policy "SFP\_access\_rules" and the other SFRs in this PP.

---

<sup>33</sup>            [assignment: *list of TSF-mediated actions*]

91 The TOE shall meet the requirement “Timing of authentication (FIA\_UAU.1)” as specified below (Common Criteria Part 2).

## 92 FIA\_UAU.1 Timing of authentication

Hierarchical to: No other components.

FIA\_UAU.1.1 The TSF shall allow [assignment: *list of TSF-mediated actions, including*

- (1) reading the ATR
- (2) reading the Card Verifiable Authentication Certificate.
- (3) reading the Certificate Service Provider self-signed Certificate.
- (4) Identification by providing the users eHC-PIN
- (5) identification by providing the users certificate ]<sup>34</sup>

on behalf of the user to be performed before the user is authenticated.

FIA\_UAU.1.2 The TSF shall require each user to be successfully authenticated before allowing any other TSF-mediated actions on behalf of that user.

Dependencies: FIA\_UID.1 Timing of identification.

93 **Application note 28:** This SFR is meant to support the access control policy **SFP\_access\_rules**. Note, that access rules for initialisation and personalisation phases are defined by management SFRs (FMT\_MTD.1, see section 5.1.5, and the corresponding application notes). The ST writer may complete the list of allowed actions by other actions allowed to a non-identified user according to the specification. This list must be consistent to the security policy “SFP\_access\_rules” and the other SFRs in this PP.

94 The TOE shall meet the requirements of “Single-use authentication mechanisms (FIA\_UAU.4)” as specified below (Common Criteria Part 2).

## 95 FIA\_UAU.4 Single-use authentication mechanisms

Hierarchical to: No other components.

FIA\_UAU.4.1 The TSF shall prevent reuse of authentication data related to Card-to-Card Authentication Mechanism <sup>35</sup>.

Dependencies: No dependencies.

96 **Application note 29:** The Card-to-Card Authentication Mechanism required in this protection profile is based on asymmetric cryptographic primitives as required by FCS\_COP.

---

<sup>34</sup> [assignment: *list of TSF-mediated actions*]

<sup>35</sup> [assignment: *identified authentication mechanism(s)*]

1/CCA\_SIGN and FCS\_COP.1/CCA\_VERIF or on symmetric cryptography using FCS\_COP.1/SYM and uses the freshness generated by the TOE random data (see FCS\_RND.1) as challenge to prevent reuse of a response generated in a successful authentication attempt.

### 5.1.3 Access Control

- 97 The Security Function Policy (SFP) **SFP\_access\_rules**, which as defined in the security objective OT.Access\_Rights (section 4.1.1), is used in the requirements “Complete Access Control (FDP\_ACC.2)”, “Security attribute based access control (FDP\_ACF.1)”, “Basic data exchange confidentiality (FDP\_UCT.1)” and “Basic data exchange confidentiality (FDP\_UCT.1)”.
- 98 The access control policy **SFP\_access\_rules** is only defined for the End Usage phase of the TOE. Note, that access rules for initialisation and personalisation phases are defined by management SFRs (FMT\_MTD.1, see section 5.1.5), not by an explicit policy.
- 99 The following SFRs require the TOE to enforce the security policy SFP\_access\_rules. Note that all subjects, objects, security attributes, access methods and access rules are defined already in this policy. Therefore all of the following SFRs simply refer to this policy in all assignments.
- 100 The TOE shall meet the requirement “Complete Access Control (FDP\_ACC.2)” as specified below (Common Criteria Part 2).

#### **FDP\_ACC.2 Complete Access Control**

Hierarchical to: FDP\_ACC.1.

FDP\_ACC.2.1 The TSF shall enforce the SFP\_access\_rules<sup>36</sup> on all subjects and objects defined by SFP\_access\_rules<sup>37</sup> and all operations among subjects and objects covered by the SFP.

FDP\_ACC.2.1 The TSF shall ensure that all operations between any subject in the TSC and any object within the TSC are covered by an access control SFP.

Dependencies: FDP\_ACF.1

- 101 **Application note 30:** Keys and other data for creation of qualified signatures are out of scope of this protection profile.

---

<sup>36</sup> [assignment: access control SFP]

<sup>37</sup> [assignment: list of subjects and objects]

- 102 The TOE shall meet the requirement “Security attribute based access control (FDP\_ACF.1)” as specified below (Common Criteria Part 2).

**FDP\_ACF.1 Security attribute based access control**

Hierarchical to: No other components.

- FDP\_ACF.1.1 The TSF shall enforce the SFP\_access\_rules<sup>38</sup> to objects based on the following: all subjects and objects together with their respective security attributes as defined in SFP\_access\_rules<sup>39</sup>.
- FDP\_ACF.1.2 The TSF shall enforce the following rules to determine if an operation among controlled subjects and controlled objects is allowed: rules for all access methods and the access rules defined in SFP\_access\_rules<sup>40</sup>.
- FDP\_ACF.1.3 The TSF shall explicitly authorize access of subjects to objects based on the following additional rules: none<sup>41</sup>.
- FDP\_ACF.1.4 The TSF shall explicitly deny access of subjects to objects based on the: rules for all access methods and the access rules defined in SFP\_access\_rules<sup>42</sup>.

Dependencies: FDP\_ACC.1 Subset access control  
FMT\_MSA.3 Static attribute initialization

- 103 The TOE shall meet the requirement “Residual Information Protection (FDP\_RIP.1)” as specified below (Common Criteria Part 2).

---

<sup>38</sup> [assignment: *access control SFP*]

<sup>39</sup> [assignment: *list of subjects and objects controlled under the indicated SFP, and, for each, the SFP-relevant security attributes, or named groups of SFP-relevant security attributes*]

<sup>40</sup> [assignment: *rules governing access among controlled subjects and controlled objects using controlled operations on controlled objects*]

<sup>41</sup> [assignment: *rules, based on security attributes, that explicitly authorise access of subjects to objects*]

<sup>42</sup> [assignment: *rules, based on security attributes, that explicitly deny access of subjects to objects*]



### FDP\_RIP.1 Residual Information Protection

Hierarchical to: No other components.

FDP\_RIP.1.1 The TSF shall ensure that any previous information content of a resource is made unavailable upon the *[selection: allocation of the resource to, deallocation of the resource from]* the following objects: *[assignment: list of objects at least including: PINs, secret and private cryptographic keys, data in all files, which are not freely accessible]*<sup>43</sup>.

Dependencies: No dependencies.

104 **Application note 31:** The writer of the Security Target may want to use iterations of FDP\_RIP.1 in order to distinguish between data, which must be deleted already upon deallocation and those which can be deleted upon allocation. Note that the SSCD-PP requires to delete secret signature keys upon deallocation and that this is advisable for all PINs and secret/private cryptographic keys in general. For secret user data deletion upon allocation should be sufficient (depending on the resistance of the concrete TOE against physical attacks). Note in this context that the eHC concept allows management of applications during operational use. Therefore it is theoretically possible that a newly created file uses memory areas, which belonged to another file before. Therefore the operating system must ensure that contents of the old file are not accessible by reading the new file.

105 The TOE shall meet the requirement “Stored Data Integrity (FDP\_SDI.2)” as specified below (Common Criteria Part 2).

---

<sup>43</sup> *[assignment: list of objects]* with refinement of the list of objects – obviously this refinement is valid, because the original requirement is still fulfilled

**FDP\_SDI.2 Stored Data Integrity**

Hierarchical to: FDP\_SDI.1.

- FDP\_SDI.2.1 The TSF shall monitor user data stored within the TSC for integrity errors<sup>44</sup> on all objects, based on the following attributes: *[assignment: user data attributes – the attributes shall be chosen in a way that at least the following data are included:*
- PINs.
  - cryptographic keys.
  - security relevant status variables of the card (e. g. authentication status for the PIN or for mutual authenticate).
  - input data for electronic signatures.
  - user data in files on the card.
  - file management information (like access rules for files), and
  - the card life cycle status<sup>45</sup>.
- FDP\_SDI.2.2 Upon detection of a data integrity error, the TSF shall
1. Prohibit the use of the altered data
  2. inform the connected entity about integrity error<sup>46</sup>.

Dependencies: No dependencies.

106 **Application note 32:** The writer of the Security Target may want to use iterations of FDP\_SDI.2, for example in order to distinguish between different types of data (compare the SSCD-PP, where this is done for persistent data on the one hand and other data on the other hand).

**5.1.4 Inter-TSF-Transfer**

107 **Application note 33:** FDP\_UCT.1, FDP\_UIT.1 and FTP\_ITC.1 require the TOE to protect User Data transmitted between the TOE and a connected device by secure messaging with encryption and message authentication codes after successful authentication of the remote device. The authentication mechanisms as part of the Card-to-Card Authentication Mechanism include the key agreement for the encryption and the message authentication key to be used for secure messaging. The rules for the data transfer are defined in the security policy **SFP\_access\_rules** defined in objective OT.Access\_Rights (section 4.1.1).

108 The TOE shall meet the requirement “Basic data exchange confidentiality (FDP\_UCT.1)” as specified below (Common Criteria Part 2).

**109 FDP\_UCT.1 Basic data exchange confidentiality**

Hierarchical to: No other components.

---

<sup>44</sup> *[assignment: integrity errors]*

<sup>45</sup> *[assignment: user data attributes]* with refinement of the list of user data attributes – obviously this refinement is valid, because the original requirement is still fulfilled

<sup>46</sup> *[assignment: action to be taken]*

FDP\_UCT.1.1 The TSF shall enforce the SFP\_access\_rules<sup>47</sup> to be able to transmit and receive<sup>48</sup> objects in a manner protected from unauthorised disclosure.

Dependencies: FTP\_ITC.1 Inter-TSF trusted channel, or FTP\_TRP.1 Trusted path]  
[FDP\_ACC.1 Subset access control, or FDP\_IFC.1 Subset information flow control]

110 **Application note 34:** The TOE supports secure messaging with symmetric encryption (cf. SFR FCS\_COP.1/SYM) after card-to-card authentication with secure messaging.

111 The TOE shall meet the requirement “Basic data exchange confidentiality (FDP\_UCT.1)” as specified below (Common Criteria Part 2).

#### 112 FDP\_UIT.1 Data exchange integrity

Hierarchical to: No other components.

FDP\_UIT.1.1 The TSF shall enforce the SFP\_access\_rules<sup>49</sup> to be able to transmit and receive<sup>50</sup> user data in a manner protected from modification, deletion, insertion and replay<sup>51</sup> errors.

FDP\_UIT.1.2 The TSF shall be able to determine on receipt of user data, whether modification, deletion, insertion and replay<sup>52</sup> has occurred.

Dependencies: [FDP\_ACC.1 Subset access control, or FDP\_IFC.1 Subset information flow control]  
[FTP\_ITC.1 Inter-TSF trusted channel, or FTP\_TRP.1 Trusted path]

113 **Application note 35:** The TOE supports secure messaging with MAC (cf. FCS\_COP.1/MAC) after card-to-card authentication with secure messaging.

114 The TOE shall meet the requirement “Inter-TSF trusted channel (FTP\_ITC.1)” as specified below (Common Criteria Part 2).

---

<sup>47</sup> [assignment: *access control SFP(s) and/or information flow control SFP(s)*]

<sup>48</sup> [selection: *transmit, receive*]

<sup>49</sup> [assignment: *access control SFP(s) and/or information flow control SFP(s)*]

<sup>50</sup> [selection: *transmit, receive*]

<sup>51</sup> [selection: *modification, deletion, insertion, replay*]

<sup>52</sup> [selection: *modification, deletion, insertion, replay*]

**115 FTP\_ITC.1 Inter-TSF Trusted Channel**

Hierarchical to: No other components.

FTP\_ITC.1.1 The TSF shall provide a communication channel between itself and a remote trusted IT product that is logically distinct from other communication channels and provides assured identification of its end points and protection of the channel data from modification or disclosure.

FTP\_ITC.1.2 The TSF shall permit the remote trusted IT product<sup>53</sup> to initiate communication via the trusted channel.

FTP\_ITC.1.3 The TSF shall initiate communication via the trusted channel for all functions requiring a trusted channel as defined by SFP\_access\_rules<sup>54</sup>.

Dependencies: No dependencies.

**5.1.5 Security Management**

116 **Application note 36:** The SFR FMT\_SMF.1 and FMT\_SMR.1 provide basic requirements to the management of the TSF data.

117 The TOE shall meet the requirement “Specification of Management Functions (FMT\_SMF.1)” as specified below (Common Criteria Part 2).

**FMT\_SMF.1 Specification of Management Functions**

Hierarchical to: No other components.

FMT\_SMF.1.1 The TSF shall be capable of performing the following security management functions:

1. Initialization
2. Personalization
3. the “Service\_Card\_Management”
4. Modification of the PIN <sup>55</sup>.

---

<sup>53</sup> [selection: *the TSF, the remote trusted IT product*]

<sup>54</sup> [assignment: *list of functions for which a trusted channel is required*].

<sup>55</sup> [assignment: *list of security management functions to be provided by the TSF*]

Dependencies: No Dependencies

- 118 The TOE shall meet the requirement “Security roles (FMT\_SMR.1)” as specified below (Common Criteria Part 2).

**FMT\_SMR.1 Security roles**

Hierarchical to: No other components.

FMT\_SMR.1.1 The TSF shall maintain the roles Health Professional, Medical Assistant, Security Module Card (health care), Self Service Terminal, Health Insurance Agency Service Provider, Combined Services Provider, Cardholder, Download Service Provider, Personalisation Service Provider, TOE Manufacturer <sup>56</sup>.

FMT\_SMR.1.2 The TSF shall be able to associate users with roles.

Dependencies: FIA\_UID.1.

- 119 **Application note 37:** The Cardholder, Health Professional, Medical Assistant, Security Module Card (health care), Self Service Terminal, Health Insurance Agency Service Provider, Combined Services Provider and Download Service Provider are authenticated by services defined in this PP. The method, how the TOE authenticates Personalisation Service Provider and TOE Manufacturer may be product specific, because these roles are not relevant during the End Usage phase. In cases, where personalisation is done in the same secure environment as the manufacturing, it is also allowed that the two roles Personalisation Service Provider and TOE Manufacturer are fulfilled by the same persons. In this case it is also accepted that (if for example personalisation is done immediately after initialisation) only one identification/authentication procedure is done to allow both processes instead of requiring two distinct identifications and authentications.
- 120 **Application note 38:** The SFR FMT\_LIM.1 and FMT\_LIM.2 address the management of the TSF and TSF data to prevent misuse of test features of the TOE over the life cycle phases.
- 121 The TOE shall meet the requirement “Limited capabilities (FMT\_LIM.1)” as specified below (Common Criteria Part 2 extended).

---

<sup>56</sup> [assignment: *the authorised identified roles*]

**122 FMT\_LIM.1 Limited capabilities**

Hierarchical to: No other components.

FMT\_LIM.1.1 The TSF shall be designed in a manner that limits their capabilities so that in conjunction with “Limited availability (FMT\_LIM.2)” the following policy is enforced: Deploying Test Features after TOE Delivery does not allow User Data to be disclosed or manipulated, TSF data to be disclosed or manipulated, software to be reconstructed and no substantial information about construction of TSF to be gathered which may enable other attacks.<sup>57</sup>

Dependencies: FMT\_LIM.2 Limited availability.

123 The TOE shall meet the requirement “Limited availability (FMT\_LIM.2)” as specified below (Common Criteria Part 2 extended).

**124 FMT\_LIM.2 Limited availability**

Hierarchical to: No other components.

FMT\_LIM.2.1 The TSF shall be designed in a manner that limits their availability so that in conjunction with “Limited capabilities (FMT\_LIM.1)” the following policy is enforced: Deploying Test Features after TOE Delivery does not allow User Data to be disclosed or manipulated, TSF data to be disclosed or manipulated, software to be reconstructed and no substantial information about construction of TSF to be gathered which may enable other attacks.<sup>58</sup>

Dependencies: FMT\_LIM.1 Limited capabilities.

125 The TOE shall meet the requirement “Management of TSF data (FMT\_MTD.1)” as specified below (Common Criteria Part 2). The iterations address different management functions and different TSF data.

**FMT\_MTD.1/Ini Management of TSF data - Initialisation**

Hierarchical to: No other components.

FMT\_MTD.1.1/Ini The TSF shall restrict the ability to write<sup>59</sup> the initialisation data<sup>60</sup> to the TOE Manufacturer<sup>61</sup>.

<sup>57</sup> [assignment: *Limited capability and availability policy*]

<sup>58</sup> [assignment: *Limited capability and availability policy*]

<sup>59</sup> [selection: *change default, query, modify, delete, clear, [assignment: other operations]*]

<sup>60</sup> [assignment: *list of TSF data*]

<sup>61</sup> [assignment: *the authorised identified roles*]

Dependencies: FMT\_SMF.1 Specification of management functions  
FMT\_SMR.1 Security roles

126 **Application note 39:** As discussed in section 2.3 “TOE life cycle” the delivery of the TOE might be organised in a way, that hardware and initialisation data are two separate parts of the TOE during delivery. However, this is allowed only in connection with a method, which makes sure that the initialisation data are not modified by the party, which stores them into the hardware. The method used to guarantee the authenticity of the data implicitly also authenticates the TOE manufacturer as the source of the data. So the SFR FMT\_MTD.1/Ini is fulfilled even if the command(s) to write the initialisation data is sent technically by a party different from the TOE manufacturer.

#### **FMT\_MTD.1/Pers Management of TSF data - Personalisation**

Hierarchical to: No other components.

FMT\_MTD.1.1/Pers The TSF shall restrict the ability to write<sup>62</sup> the personalisation data<sup>63</sup> to the Personalisation Service Provider<sup>64</sup>.

Dependencies: FMT\_SMF.1 Specification of management functions  
FMT\_SMR.1 Security roles

127 **Application note 40:** Note, that the management of applications during the end usage phase is not a task for the “Personalisation Service Provider” but for the “Download Service Provider”.

#### **128 FMT\_MTD.1/CMS Management of TSF data – Card Management**

Hierarchical to: No other components.

FMT\_MTD.1.1/CMS The TSF shall restrict the ability to write<sup>65</sup> the

1. File structures for additional Applications.
2. Cryptographic Keys for additional applications.
3. PINs and other user authentication reference data for additional applications and
4. Access Rights for additional applications<sup>66</sup>

to the Download Service Provider.<sup>67</sup>

---

<sup>62</sup> [selection: *change default, query, modify, delete, clear*, [assignment: *other operations*]]

<sup>63</sup> [assignment: *list of TSF data*]

<sup>64</sup> [assignment: *the authorised identified roles*]

<sup>65</sup> [selection: *change default, query, modify, delete, clear*, [assignment: *other operations*]]

<sup>66</sup> [assignment: *list of TSF data*]

<sup>67</sup> [assignment: *the authorised identified roles*]

Dependencies: FMT\_SMF.1 Specification of management functions  
FMT\_SMR.1 Security roles

### 129 FMT\_MTD.1/PIN Management of TSF data – Human User Authentication data

Hierarchical to: No other components.

FMT\_MTD.1.1/PIN The TSF shall restrict the ability to modify and unblock<sup>68</sup> the PIN<sup>69</sup> to the Cardholder<sup>70</sup>.

Dependencies: FMT\_SMF.1 Specification of management functions  
FMT\_SMR.1 Security roles

- 130 **Application note 41:** The cardholder modifies his or her PIN as special case of the User Authentication Reference Data by means of (i) the command CHANGE REFERENCE DATA and providing the old and the new PIN or (ii) the command RESET RETRY COUNTER and providing the PUC and the new PIN. He or she unblocks the PIN by means of (i) the command RESET RETRY COUNTER and providing the PUC and the new PIN or (ii) the command RESET RETRY COUNTER and providing the PUC (without a new PIN).

- 131 **Application note 42:** The following SFR addresses the protection of the keys as part of the TSF data. Note that other keys are user data under protection according to SFR FDP\_ACF.1.

### 132 FMT\_MTD.1/KEY\_MOD Management of TSF data – Key Management

Hierarchical to: No other components.

FMT\_MTD.1.1/KEY\_MOD The TSF shall restrict the ability to modify<sup>71</sup> the Public Key for CV Certification Verification<sup>72</sup> to none<sup>73</sup>.

Dependencies: FMT\_SMF.1 Specification of management functions  
FMT\_SMR.1 Security roles

---

<sup>68</sup> [selection: *change default, query, modify, delete, clear*, [assignment: *other operations*]]

<sup>69</sup> [assignment: *list of TSF data*]

<sup>70</sup> [assignment: *the authorised identified roles*]

<sup>71</sup> [selection: *change default, query, modify, delete, clear*, [assignment: *other operations*]]

<sup>72</sup> [assignment: *list of TSF data*]

<sup>73</sup> [assignment: *the authorised identified roles*]



### 5.1.6 General Security Functions

133 The TOE shall prevent inherent and forced illicit information flow for User Data and TSF Data. The security functional requirement FPT\_EMSEC.1 addresses the inherent leakage. With respect to forced leakage they have to be considered in combination with the security functional requirements “Failure with preservation of secure state (FPT\_FLS.1)” and “TSF testing (FPT\_TST.1)” on the one hand and “Resistance to physical attack (FPT\_PHP.3)” on the other. The SFR “Non-bypassability of the TSP (FPT\_RVM.1)” and “TSF domain separation (FPT\_SEP.1)” together with “Limited capabilities (FMT\_LIM.1)”, “Limited availability (FMT\_LIM.2)” and “Resistance to physical attack (FPT\_PHP.3)” prevent bypassing, deactivation and manipulation of the security features or misuse of TOE functions.

134 The TOE shall meet the requirement “TOE Emanation (FPT\_EMSEC.1)” as specified below (Common Criteria Part 2 extended):

#### **FPT\_EMSEC.1 TOE Emanation**

Hierarchical to: No other components.

FPT\_EMSEC.1.1 The TOE shall not emit [*assignment: types of emissions*] in excess of [*assignment: specified limits*] enabling access to

1. PIN and PUC<sup>74</sup>
- and
2. Card Authentication Private Keys,
3. Client-Sever Authentication Private Key,
4. Document Cipher Key Decipher Key,
5. secure messaging keys<sup>75</sup>.

FPT\_EMSEC.1.2 The TSF shall ensure any user<sup>76</sup> are unable to use the following interface smart card circuit contacts<sup>77</sup> to gain access to

1. PIN and PUC<sup>78</sup>
- and
2. Card Authentication Private Key,
3. Client-Sever Authentication Private Key
4. Document Cipher Key Decipher Key

---

<sup>74</sup> [*assignment: list of types of TSF data*]

<sup>75</sup> [*assignment: list of types of user data*]

<sup>76</sup> [*assignment: type of users*]

<sup>77</sup> [*assignment: type of connection*]

<sup>78</sup> [*assignment: list of types of TSF data*]

5. secure messaging keys <sup>79</sup>.

Dependencies: No other components.

135 **Application note 43:** The TOE shall prevent attacks against the listed secret data where the attack is based on external observable physical phenomena of the TOE. Such attacks may be observable at the interfaces of the TOE or may origin from internal operation of the TOE or may origin by an attacker that varies the physical environment under which the TOE operates. The set of measurable physical phenomena is influenced by the technology employed to implement the smart card. The TOE has to provide a smart card interface with contacts according to ISO/IEC 7816-2 but the integrated circuit may have additional contacts or a contact less interface as well. Examples of measurable phenomena include, but are not limited to variations in the power consumption, the timing of signals and the electromagnetic radiation due to internal operations or data transmissions.

136 The following security functional requirements address the protection against forced illicit information leakage.

137 The TOE shall meet the requirement “Failure with preservation of secure state (FPT\_FLS.1)” as specified below (Common Criteria Part 2).

**138 FPT\_FLS.1 Failure with preservation of secure state**

Hierarchical to: No other components.

FPT\_FLS.1.1 The TSF shall preserve a secure state when the following types of failures occur:

1. exposure to operating conditions where therefore a malfunction could occur.
2. failure detected by TSF according to FPT\_TST.1 <sup>80</sup>.

Dependencies: ADV\_SPM.1 Informal TOE security policy model

139 The TOE shall meet the requirement “Resistance to physical attack (FPT\_PHP.3)” as specified below (Common Criteria Part 2).

**140 FPT\_PHP.3 Resistance to physical attack**

Hierarchical to: No other components.

FPT\_PHP.3.1 The TSF shall resist physical manipulation and physical probing <sup>81</sup> to the TSF <sup>82</sup> by responding automatically such that the TSP is not violated.

---

<sup>79</sup> [assignment: *list of types of user data*]

<sup>80</sup> [assignment: *list of types of failures in the TSF*]

<sup>81</sup> [assignment: *physical tampering scenarios*]

<sup>82</sup> [assignment: *list of TSF devices/elements*]

Dependencies: No dependencies.

141 **Application note 44:** The TOE will implement appropriate measures to continuously counter physical manipulation and physical probing. Due to the nature of these attacks (especially manipulation) the TOE can by no means detect attacks on all of its elements. Therefore, permanent protection against these attacks is required ensuring that the TSP could not be violated at any time. Hence, “automatic response” means here (i) assuming that there might be an attack at any time and (ii) countermeasures are provided at any time.

142 The TOE shall meet the requirement “TSF testing (FPT\_TST.1)” as specified below (Common Criteria Part 2).

### 143 FPT\_TST.1 TSF testing

Hierarchical to: No other components.

FPT\_TST.1.1 The TSF shall run a suite of self tests [*selection: during initial start-up, periodically during normal operation, at the request of the authorised user, at the conditions* [*assignment: conditions under which self test should occur*]] to demonstrate the correct operation of [*selection: [assignment: parts of TSF], the TSF*].

FPT\_TST.1.2 The TSF shall provide authorised users with the capability to verify the integrity of [*selection: [assignment: parts of TSF data], TSF data*].

FPT\_TST.1.3 The TSF shall provide authorised users with the capability to verify the integrity of stored TSF executable code.

Dependencies: FPT\_AMT.1.

144 **Application note 45:** If the chip uses state of the art smart card technology it will run some self tests at the request of the authorised user and some self tests automatically. E.g. a self test for the verification of the integrity of stored TSF executable code required by FPT\_TST.1.3 may be executed in different variants depending on the type of storage. Those parts of the code stored in read only memory may be tested during initial start-up by the “authorised user” Manufacturer in the Phase 2 Manufacturing. Those parts stored in re-writable memory (e. g. EEPROM) may be tested automatically at every start-up of the chip, which means, that the user “everybody” is authorised to start this test. Other self tests may run automatically to detect failure and to preserve a secure state according to FPT\_FLS.1 in the Phase 4 Operational Use, e.g. to check a calculation with a private key by the reverse calculation with the corresponding public key as countermeasure against Differential Failure Attacks. The security target writer shall perform the operations in the SFR as suitable for the concrete product under evaluation. The vulnerability analysis done during the evaluation of the class AVA for the specific product will show, if the tests are sufficient to maintain a secure state.

145 The following security functional requirements support the separation and the protection of TSF.

146 The TOE shall meet the requirement “Non-bypassability of the TSP (FPT\_RVM.1)” as specified below (Common Criteria Part 2).

**147 FPT\_RVM.1 Non-bypassability of the TSP**

Hierarchical to: No other components.

FPT\_RVM.1.1 The TSF shall ensure that TSP enforcement functions are invoked and succeed before each function within the TSC is allowed to proceed.

Dependencies: No dependencies.

148 The TOE shall meet the requirement “TSF domain separation (FPT\_SEP.1)” as specified below (Common Criteria Part 2).

**149 FPT\_SEP.1 TSF domain separation**

Hierarchical to: No other components.

FPT\_SEP.1.1 The TSF shall maintain a security domain for its own execution that protects it from interference and tampering by untrusted subjects.

FPT\_SEP.1.2 The TSF shall enforce separation between the security domains of subjects in the TSC.

Dependencies: No dependencies.

150 **Application note 46:** Those parts of the TOE which support the security functional requirements “TSF testing (FPT\_TST.1)” and “Failure with preservation of secure state (FPT\_FLS.1)” shall be protected from interference of the other security enforcing parts of the chip Embedded Software. The security enforcing functions and application data shall be separated in way preventing any inference.

**5.2 Security Assurance Requirements for the TOE**

151 The assurance components for the evaluation of the TOE and its development and operating environment are those taken from the

Evaluation Assurance Level 4 (EAL4)

and augmented by taking the following components:

ADV\_IMP.2, AVA\_MSU.3 and AVA\_VLA.4.

152 The minimum strength of function is SOF-high. This protection profile does not contain any security functional requirement for which an explicit strength of function claim is required.

### 5.3 Security Requirements for the environment

153 This protection profile does not describe security functional requirements for the IT environment.

154

### 5.4 Security Requirements Rationale

#### 5.4.1 Security Functional Requirements Coverage

155 The following table shows, which SFRs for the TOE support which security objectives of the TOE. The table shows, that every objective is supported by at least one SFR and that every SFR supports at least one objective.

	OT.A C_ Pe rs	OT.A .Ac ce ss _Ri ght s	OT.A ddi tio nal _A ppli ca tio ns	OT.S erv ice	OT.C .Cr ypt ogr ap hy	OT.Pr ot _Inf _L _ea k	OT.Pr ot _Ph ys _T _am per	OT.Pr ot _Ma bus _Fu nc	OT.Pr ot _A _Fu nc
FCS_CKM.1/SM				X	X				
FCS_CKM.4				X	X				
FCS_COP.1/HASH				X	X				
FCS_COP.1/CCA_SIGN				X	X				
FCS_COP.1/CCA_VERIF				X	X				
FCS_COP.1/CSA				X	X				
FCS_COP.1/ASYM_DEC				X	X				
FCS_COP.1/SYM				X	X				
FCS_COP.1/MAC				X	X				
FCS_RND.1				X	X				
FIA_AFL.1/PIN		X	X						
FIA_AFL.1/PUC		X	X						
FIA_ATD.1		X	X						
FIA_UID.1	X	X	X						
FIA_UAU.1	X	X	X						
FIA_UAU.4				X					
FDP_ACC.2		X	X						
FDP_ACF.1		X	X						
FDP_RIP.1		X	X						
FDP_SDI.2		X							
FDP_UCT.1		X	X						
FDP_UIT.1		X	X						
FTP_ITC.1		X	X						

	OT.AC_Pers	OT.AC_Rights	OT.Additional Applications	OT.Services	OT.Cryptographic	OT.Protocols	OT.Physical	OT.Management	OT.Protocols	OT.Management	OT.Protocols	OT.Management
FMT_SMF.1	X	X	X	X								
FMT_SMR.1	X	X	X	X								
FMT_LIM.1		X	X								X	
FMT_LIM.2		X	X								X	
FMT_MTD.1/Ini	X	X	X	X								
FMT_MTD.1/Pers	X	X	X	X								
FMT_MTD.1/CMS		X	X	X								
FMT_MTD.1/PIN		X	X	X								
FMT_MTD.1/KEY_MOD		X	X	X								
FPT_EMSEC.1						X						
FPT_FLS.1						X		X				
FPT_PHP.3						X	X	X				
FPT_TST.1						X		X				
FPT_RVM.1		X	X			X		X	X	X		
FPT_SEP.1		X	X			X		X	X	X		

Table 6: Coverage of Security Objectives for the TOE by SFRs

#### 5.4.2 Functional Requirements Sufficiency

156 The security objective **OT.AC\_Pers** "Access control for personalization" is implemented by following SFRs:

- (i) the SFR FMT\_SMR.1 defines the Personaliser as known role of the TOE and the SFR FMT\_SMF.1 defines personalization as security management function,
- (ii) the SFR FIA\_UID.1 and FIA\_UAU.1 require identification and authentication as necessary precondition for the personalization (i.e. this TSF mediated function is not allowed before the user is identified and successfully authenticated),
- (iii) the SFR FMT\_MTD.1/Pers limit right to write personalisation data to the Personalisation Service Provider and
- (iv) the SFR FMT\_MTD.1/INI limiting the right to write any data before personalisation to the TOE Manufacturer, which in particular implies that the Personaliser role shall be created by the TOE Manufacturer.

157 The security objective **OT.Access\_Rights** is the central security requirement for the TOE. Therefore it is supported by many of the SFRs. It is mainly implemented by

- (i) the SFRs FDP\_ACC.2 and FDP\_ACF.1, which require to implement the access rules defined in the security policy SFP\_access\_rules as defined in OT.Access\_Rights, and supported by
- (ii) SFRs FIA\_AFL.1/PIN, FIA\_AFL.1/PUC, FIA\_ATD.1, FMT\_SMF.1, FMT\_SMR.1, FMT\_MTD/PIN, which all support the security of the Cardholders eHC-PIN and PUC.
- (iii) SFRs FIA\_UID.1 and FIA\_UAU.1, which support timing of Identification and authentication,
- (iv) SFRs FDP\_RIP.1 and FDP\_SDI.2 (as well as all the more low-level oriented SFRs, which are not repeated here) prevent unwanted knowledge of secret data or unauthorised modification of the assets.
- (v) the SFRs FDP\_UCT.1, FDP\_UIT.1 and FTP\_ITC.1 provide the trusted channel for the protection of the confidentiality and integrity of transmitted data, which is required by some of the rules in SFP\_access\_rules.
- (vi) the SFRs FMT\_MTD.1/Ini, FMT\_MTD.1/Pers, FMT\_MTD.1/CMS, FMT\_MTD.1/KEY\_MOD restrict the management of applications to authorised subjects and FMT\_LIM.1 and FMT\_LIM.2 prevent unauthorised use of management functions. Together they prevent the attempt to use management commands in order to bypass the access control policy.
- (vii) FPT\_RVM.1 and FPT\_SEP.1 (together with the SFRs against low-level attacks, which are not repeated here) prevent any bypass of the access rules with methods below the command level.

158 The security objective **OT.Additional\_Applications** covers the rules for the download of additional applications into the TOE. Therefore it is mainly supported by

- (i) FMT\_MTD.1/CMS, which restricts download of additional applications to the Download Service Provider (as also required by SFP\_access\_rules).
- (ii) The other SFRs on management functions FMT\_SMF.1, FMT\_SMR.1, FMT\_LIM.1, FMT\_LIM.2, FMT\_MTD.1/Ini, FMT\_MTD.1/Pers, FMT\_MTD.1/PIN, FMT\_MTD.1/KEY\_MOD support this, because they restrict other management functions to authorised subjects
- (iii) A more “low level” support is given by FPT\_SEP.1, FPT\_RVM.1 and FDP\_RIP.1, which require domain separation (which holds in particular separation between existing and additional applications), non-bypassability of security functions and the deletion of secret data before any memory area is re-used. (All hardware-oriented SFRs, which are not repeated here, also support non-bypassability.)

159 The security objective **OT.Services** addresses the implementation and the access control of the TOE security services. The security services are implemented by the following SFR:

- (i) the TOE security service Service\_Asym\_Mut\_Auth\_w/o\_SM is implemented by the SFR FCS\_COP.1/CCA\_SIGN, FCS\_COP.1/CCA\_VERIF, FCS\_COP.1/HASH, FCS\_RND.1 and FIA\_UAU.4.

- (ii) the TOE security service `Service_Asym_Mut_Auth_with_SM` is implemented by the SFRs `FCS_CKM.1/SM`, `FCS_CKM.4`, `FCS_COP.1/CCA_SIGN`, `FCS_COP.1/CCA_VERIF`, `FCS_COP.1/HASH`, `FCS_RND.1`, `FCS_COP.1/SYM`, `FCS_COP.1/MAC` and `FIA_UAU.4`. The trusted channel established by this service is described by SFRs `FDP_UCT.1`, `FDP_UIT.1` and `FTP_ITC.1`.
- (iii) the TOE security service is implemented by the SFRs `FCS_CKM.1/SM`, `FCS_CKM.4`, `FCS_RND.1`, `FCS_COP.1/SYM`, `FCS_COP.1/MAC` and `FIA_UAU.4`. The trusted channel established by this service is described by SFRs `FDP_UCT.1`, `FDP_UIT.1` and `FTP_ITC.1`.
- (iv) the TOE security services `Service_User_Auth_PIN` and `Service_User_Auth_PUC` are implemented by the SFRs `FIA_AFL.1/PIN`, `FIA_AFL.1/PUC`, `FIA_ATD.1`, `FMT_SMF.1`, `FMT_SMR.1`, `FMT_MTD/PIN`, which all support the security of the Cardholders eHC-PIN and PUC. Also it is supported by `FDP_ACC.2` and `FDP_ACF.1`, because these SFRs require implementation of `SFP_access_rules`, which involves PIN authentication.
- (v) the TOE security service `Service_Privacy` is implemented mainly by the SFRs `FDP_ACC.2` and `FDP_ACF.1`, because the possibility for the Cardholder to delete electronic prescription data is defined as a rule in `SFP_access_rules`, which is mainly supported by these two SFRs (in fact all other SFRs supporting `OT.Access_Rights`, as listed for that objective, also support this service).
- (vi) the TOE security service `Service_Client_Server_Auth` is implemented by the SFR `FCS_COP.1/CSA`
- (vii) the TOE security service `Service_Data_Decryption` is implemented by the SFR `FCS_COP.1/ASYM_DEC`.
- (viii) the TOE security service `Service_Card_Management` is implemented by the SFRs already listed for the service, because this service is used for authentication of the Download Service Provider and for the establishment of secure messaging for the trusted channel. Also the SFRs listed for the objective `OT.Additional_Applications` support this service.
- (ix) the TOE security service `Service_Logging` is implemented by access rules for the asset logging data defined in `SFP_access_rules`, so it is realised mainly by the SFRs `FDP_ACC.2` and `FDP_ACF.1` (and in fact all other SFRs supporting `OT.Access_Rights`, as listed for that objective, also support this service).

The human user authentication and the access control for all of these security services is implemented mainly by the SFRs `FDP_ACC.1` and `FDP_ACF.1`, because the policy `SFP_access_control` includes rules for the use of the services. (This is described in `SFP_access_control` in the form of rules for the use of the keys, which are relevant for the services.)

160 The TOE security objective **OT.Cryptography** is implemented by the SFRs of the FCS class. They include symmetric algorithms as used for secure messaging, hash functions, asymmetric algorithms and random number generation.



161 The security objective **OT.Prot\_Inf\_Leak** “Protection against information leakage” is implemented by the following SFR:

- (i) The SFR FPT\_EMSEC.1 protects user data and TSF data against information leakage through side channels.
- (ii) The SFR FPT\_TST.1 detects errors and the SFR FPT\_FLS.1 preserves a secure state in case of detected error which may cause information leakage e.g. through differential fault analysis.
- (iii) The SFR FPT\_PHP.3 resists physical manipulation of the TOE hardware to enforce information leakage e.g. by deactivation of countermeasures or changing the operational characteristics of the hardware.
- (iv) The SFR FPT\_RVM.1 and FPT\_SEP.1 ensure that the TSF dealing with sensitive information or the TSF preventing information leakage can not be bypassed or corrupted.

162 The security objective **OT.Prot\_Phys\_Tamper** “Protection against physical tampering” is implemented directly by the SFR FPT\_PHP.3.

163 The security objective **OT.Prot\_Malfunction** “Protection against Malfunctions” is implemented by the following SFR:

- (i) The SFR FPT\_TST.1 detects errors and the SFR FPT\_FLS.1 prevents information leakage by preserving a secure state in case of detected errors or insecure operational conditions where reliability and secure operation has not been proven or tested.
- (ii) The SFR FPT\_RVM.1 and FPT\_SEP.1 ensure that the TSF detecting errors or insecure operational can not be bypassed or corrupted.
- (iii) The SFR FPT\_PHP.3 resists physical manipulation of the TOE hardware controlling the operational conditions e.g. sensors.

164 The security objective **OT.Prot\_Abuse\_Func** “Protection against abuse of functionality” is implemented by the following SFR:

- (i) The SFR FMT\_LIM.1 and FMT\_LIM.2 prevent the misuse of TOE functions intended for the testing, the initialization and the personalization of the TOE in the operational phase of the TOE,
- (ii) The SFR FPT\_RVM.1 and FPT\_SEP.1 ensure that the protection of TOE functions intended for the testing, the initialization and the personalization of the TOE can not be bypassed or corrupted.

### 5.4.3 Dependency Rationale

SFR	Dependencies	Support of the Dependencies
FCS_CKM.1/SM	[FCS_CKM.2 Cryptographic key	FCS_CKM.4, FCS_COP.1,

SFR	Dependencies	Support of the Dependencies
	distribution or FCS_COP.1 Cryptographic operation], FCS_CKM.4 Cryptographic key destruction, FMT_MSA.2 Secure security attributes	justification 1 for non-satisfied dependencies
FCS_CKM.4	[FDP_ITC.1 Import of user data without security attributes or FDP_ITC.2 Import of user data with security attributes or FCS_CKM.1 Cryptographic key generation], FMT_MSA.2 Secure security attributes	FCS_CKM.1, justification 2 for non-satisfied dependencies
FCS_COP.1/HASH	[FDP_ITC.1 Import of user data without security attributes or FDP_ITC.2 Import of user data with security attributes or FCS_CKM.1 Cryptographic key generation], FCS_CKM.4 Cryptographic key destruction, FMT_MSA.2 Secure security attributes	justification 3 for non-satisfied dependencies
FCS_COP.1/CCA_SIGN	[FDP_ITC.1 Import of user data without security attributes or FDP_ITC.2 Import of user data with security attributes or FCS_CKM.1 Cryptographic key generation], FCS_CKM.4 Cryptographic key destruction, FMT_MSA.2 Secure security attributes	justification 4 for non-satisfied dependencies
FCS_COP.1/CCA_VERIF	[FDP_ITC.1 Import of user data without security attributes or FDP_ITC.2 Import of user data with security attributes or FCS_CKM.1 Cryptographic key generation], FCS_CKM.4 Cryptographic key destruction, FMT_MSA.2 Secure security attributes	justification 5 for non-satisfied dependencies
FCS_COP.1/CSA	[FDP_ITC.1 Import of user data without security attributes or FDP_ITC.2 Import of user data with security attributes or FCS_CKM.1 Cryptographic key generation], FCS_CKM.4 Cryptographic key destruction, FMT_MSA.2 Secure security attributes	justification 6 for non-satisfied dependencies
FCS_COP.1/ASYM_DEC	[FDP_ITC.1 Import of user data without security attributes or FDP_ITC.2 Import of user data with	justification 7 for non-satisfied dependencies

SFR	Dependencies	Support of the Dependencies
	security attributes or FCS_CKM.1 Cryptographic key generation], FCS_CKM.4 Cryptographic key destruction, FMT_MSA.2 Secure security attributes	
FCS_COP.1/SYM	[FDP_ITC.1 Import of user data without security attributes or FDP_ITC.2 Import of user data with security attributes or FCS_CKM.1 Cryptographic key generation], FCS_CKM.4 Cryptographic key destruction, FMT_MSA.2 Secure security attributes	FCS_CKM.1, FCS_CKM.4, justification 8 for non-satisfied dependencies
FCS_COP.1/MAC	[FDP_ITC.1 Import of user data without security attributes or FDP_ITC.2 Import of user data with security attributes or FCS_CKM.1 Cryptographic key generation], FCS_CKM.4 Cryptographic key destruction, FMT_MSA.2 Secure security attributes	FCS_CKM.1, FCS_CKM.4, justification 9 for non-satisfied dependencies
FCS_RND.1	-	-
FIA_AFL.1/PIN	FIA_UAU.1 Timing of authentication	fulfilled
FIA_AFL.1/PUC	FIA_UAU.1 Timing of authentication	fulfilled
FIA_ATD.1	-	-
FIA_UID.1	-	-
FIA_UAU.1	FIA_UID.1 Timing of identification	fulfilled
FIA_UAU.4	-	-
FDP_ACC.2	FDP_ACF.1 Security attribute based access control	fulfilled
FDP_ACF.1	FDP_ACC.1 Subset access control, FMT_MSA.3 Static attribute initialization	FDP_ACC.2, justification 10 for non-satisfied dependencies
FDP_RIP.1	-	-
FDP_SDI.1	-	-
FDP_UCT.1	[FTP_ITC.1 Inter-TSF trusted channel, or FTP_TRP.1 Trusted path], [FDP_ACC.1 Subset access control, or FDP_IFC.1 Subset information flow control]	Fulfilled by FTP_ITC.1 and FDP_ACC.2
FDP_UIT.1	[FTP_ITC.1 Inter-TSF trusted channel, or FTP_TRP.1 Trusted path], [FDP_ACC.1 Subset access	Fulfilled by FTP_ITC.1 and FDP_ACC.2

SFR	Dependencies	Support of the Dependencies
	control, or FDP_IFC.1 Subset information flow control]	
FTP_ITC.1	-	-
FMT_SMF.1	-	-
FMT_SMR.1	FIA_UID.1 Timing of identification	fulfilled
FMT_LIM.1	FMT_LIM.2	fulfilled
FMT_LIM.2	FMT_LIM.1	fulfilled
FMT_MTD.1/INI	FMT_SMF.1 Specification of management functions, FMT_SMR.1 Security roles	fulfilled
FMT_MTD.1/PIN	FMT_SMF.1 Specification of management functions, FMT_SMR.1 Security roles	fulfilled
FMT_MTD.1/Pers	FMT_SMF.1 Specification of management functions, FMT_SMR.1 Security roles	fulfilled
FMT_MTD.1/CMS	FMT_SMF.1 Specification of management functions, FMT_SMR.1 Security roles	fulfilled
FMT_MTD.1/KEY_MOD	FMT_SMF.1 Specification of management functions, FMT_SMR.1 Security roles	fulfilled
FPT_EMSEC.1	-	-
FPT_FLS.1	ADV_SPM.1	fulfilled by EAL4
FPT_PHP.3	-	-
FPT_RVM.1	-	-
FPT_SEP.1	-	-
FPT_TST.1	FPT_AMT.1 Abstract machine testing	justification 11 for non-satisfied dependencies

Table 7: Dependency rationale overview

## 165 Justification for non-satisfied dependencies:

No. 12: The TSF according to SFR FCS\_CKM.1/SM and FCS\_CKM.4 generate and destroy automatically the secure messaging keys used for FCS\_COP.1/SYM and FCS\_COP.1/MAC. If the TOE does not support the optional management of logical channels it will be no need for security attributes of these keys. If the TOE support the management of logical channels the security target will have to describe the management security attributes of these keys.

No. 13: The cryptographic algorithm for hashing does not use any cryptographic key. Therefore none of the listed SFR are needed to be defined for this specific instantiation of FCS\_COP.1.

No. 14: The SFR FCS\_COP.1/CCA\_SIGN, FCS\_COP.1/CCA\_VERIF, FCS\_COP.1/CSA and FCS\_COP.1/ASYM\_DEC use keys which are loaded or generated during the personalisation and are not updated or deleted over the life time of the TOE. Therefore none of the listed SFR are needed to be defined for this specific instantiations of FCS\_COP.1.

No. 15: The access control TSF according to FDP\_ACF.1 uses security attributes which are defined during the personalization and are fixed over the whole life time of the TOE. No management of these security attribute (i.e. SFR FMT\_MSA.1 and FMT\_MSA.2) is necessary here.

No. 16: The TOE comprises the software and the hardware of the card, there is no underlying abstract machine the TSF relies upon. Hence the dependency of FPT\_TST.1 (TSF self test) upon FPT\_AMT.1 (Abstract machine testing) is not relevant here.

#### 5.4.4 Rationale for the Assurance Requirements

166 The EAL4 was chosen to permit a developer to gain maximum assurance from positive security engineering based on good commercial development practices which, though rigorous, do not require substantial specialist knowledge, skills, and other resources. EAL4 is the highest level at which it is likely to be economically feasible to retrofit to an existing product line. EAL4 is applicable in those circumstances where developers or users require a moderate to high level of independently assured security in conventional commodity TOEs and are prepared to incur additional security specific engineering costs.

167 The selection of component ADV\_IMP.2 provide a higher assurance for the implementation of the TOE especially for the absence of unintended functionality.

168 In the component AVA\_MSU.3, an analysis of the guidance documentation by the developer is required to provide additional assurance that the objective has been met, and this analysis is validated and confirmed through testing for insecure states performed by the evaluator.

169 The TOE shall be shown to be resistant to penetration attacks with high attack potential as described in the threats. Therefore the component AVA\_VLA.4 was chosen in order to meet the security objectives

170 The minimal strength of function “high” was selected to ensure resistance against direct attacks on functions based on probabilistic or permutational mechanisms.

171 The component ADV\_IMP.2 has the following dependencies:

- ADV\_LLD.1 Descriptive low-level design,
- ADV\_RCR.1 Informal correspondence demonstration,
- ALC\_TAT.1 Well-defined development tools.

All of these are met or exceeded in the EAL4 assurance package.

172 The component AVA\_MSU.3 has the following dependencies:

- ADO\_IGS.1 Installation, generation, and start-up procedures,
- ADV\_FSP.1 Informal functional specification,
- AGD\_ADM.1 Administrator guidance,

- AGD\_USR.1 User guidance.

All of these are met or exceeded in the EAL4 assurance package.

173 The component AVA\_VLA.4 has the following dependencies:

- ADV\_FSP.1 Informal functional specification,
- ADV\_HLD.2 Security enforcing high-level design,
- ADV\_IMP.1 Subset of the implementation of the TSF,
- ADV\_LLD.1 Descriptive low-level design,
- AGD\_ADM.1 Administrator guidance,
- AGD\_USR.1 User guidance.

All of these are met or exceeded in the EAL4 assurance package.

#### **5.4.5 Security Requirements – Mutual Support and Internal Consistency**

The following part of the security requirements rationale shows that the set of security requirements for the TOE consisting of the security assurance requirements (SARs) and the security functional requirements (SFRs) together forms a mutually supportive and internally consistent whole.

The analysis of the TOE's security requirements with regard to their mutual support and internal consistency demonstrates:

- The assurance class EAL4 is an established set of mutually supportive and internally consistent assurance requirements.
- The dependency analysis for the additional assurance components in section 5.4.4 shows that the assurance requirements are mutually supportive and internally consistent as all (additional) dependencies are satisfied and no inconsistency appears.
- The dependency analysis in section 5.4.3 for the security functional requirements shows that the basis for mutual support and internal consistency between all defined functional requirements is satisfied. All dependencies between the chosen functional components are analysed, and non-dissolved dependencies are appropriately explained.
- The following additional reasons support consistency and mutual supportiveness of the SFRs:
  - The chosen SFRs of class FCS implement the cryptographic algorithms as required by the eHC specification.
  - The chosen SFRs of classes FIA and FDP support the access control policy SFP\_access\_control as defined in the objective OT.Access\_Rights.
  - The chosen SFRs of class FMT support the secure management of TSF data in a way, which is consistent to the policy SFP\_access\_control.
  - The SFRs of all these classes (FCS, FIA, FDP, FMT) together provide the eHC services as defined in the TOE description (section 2.2).
  - The remaining SFRs, chosen from class FPT define low level protection of the TOE against any attempt to bypass the security policy SFP\_access\_control or the services defined in the specification.

In detail these connections between the SFRs can be seen from section 5.4.2.

- Inconsistency between functional and assurance requirements could only arise if there are functional-assurance dependencies which are not met, a possibility which has been shown not to arise in section 5.4.4. Furthermore, as also discussed in section 5.4.4, the chosen assurance components are adequate for the functionality of the TOE. So the assurance requirements and security functional requirements support each other and there are no inconsistencies between the goals of these two groups of security requirements.

## **6    Extended Components Definition**

174 This protection profile uses components defined as extensions to CC part 2. Some of these components are defined in [39], other components are defined in this protection profile.

### **6.1    Definition of the Family FCS\_RND**

175 To define the IT security functional requirements of the TOE an additional family (FCS\_RND) of the Class FCS (cryptographic support) is defined here. This family describes the functional requirements for random number generation used for cryptographic purposes.

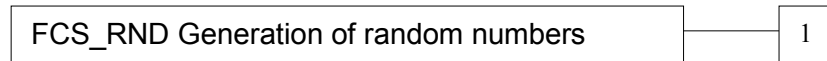
176 The family “Generation of random numbers (FCS\_RND)” is specified as follows.

#### **FCS\_RND Generation of random numbers**

##### Family behaviour

This family defines quality requirements for the generation of random numbers which are intended to be use for cryptographic purposes.

Component levelling:



FCS\_RND.1 Generation of random numbers requires that random numbers meet a defined quality metric.

Management: FCS\_RND.1

There are no management activities foreseen.

Audit: FCS\_RND.1

There are no actions defined to be auditable.

**FCS\_RND.1** Quality metric for random numbers

Hierarchical to: No other components.

FCS\_RND.1.1 The TSF shall provide a mechanism to generate random numbers that meet [assignment: *a defined quality metric*].

Dependencies: No dependencies.

## 6.2 Definition of the Family FMT\_LIM

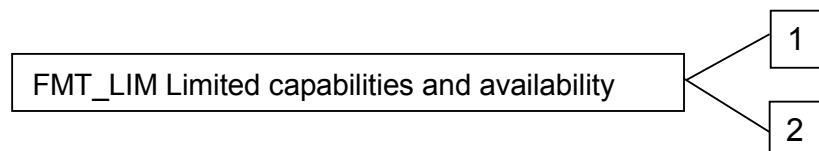
177 The family “Limited capabilities and availability (FMT\_LIM)” is specified as follows.

### **FMT\_LIM Limited capabilities and availability**

Family behaviour

This family defines requirements that limits the capabilities and availability of functions in a combined manner. Note that FDP\_ACF restricts the access to functions whereas the Limited capability of this family requires the functions themselves to be designed in a specific manner.

Component levelling:





FMT\_LIM.1 Limited capabilities requires that the TSF is built to provide only the capabilities (perform action, gather information) necessary for its genuine purpose.

FMT\_LIM.2 Limited availability requires that the TSF restrict the use of functions (refer to Limited capabilities (FMT\_LIM.1)). This can be achieved, for instance, by removing or by disabling functions in a specific phase of the TOE's life-cycle.

Management: FMT\_LIM.1, FMT\_LIM.2

There are no management activities foreseen.

Audit: FMT\_LIM.1, FMT\_LIM.2

There are no actions defined to be auditable.

178 To define the IT security functional requirements of the TOE an additional family (FMT\_LIM) of the Class FMT (Security Management) is defined here. This family describes the functional requirements for the Test Features of the TOE. The new functional requirements were defined in the class FMT because this class addresses the management of functions of the TSF. The examples of the technical mechanism used in the TOE show that no other class is appropriate to address the specific issues of preventing the abuse of functions by limiting the capabilities of the functions and by limiting their availability.

179 The TOE Functional Requirement "Limited capabilities (FMT\_LIM.1)" is specified as follows.

**FMT\_LIM.1** Limited capabilities

Hierarchical to: No other components.

FMT\_LIM.1.1 The TSF shall be designed in a manner that limits their capabilities so that in conjunction with "Limited availability (FMT\_LIM.2)" the following policy is enforced [assignment: *Limited capability and availability policy*].

Dependencies: FMT\_LIM.2 Limited availability.

180 The TOE Functional Requirement “Limited availability (FMT\_LIM.2)” is specified as follows.

**FMT\_LIM.2** Limited availability

Hierarchical to: No other components.

FMT\_Lim.2.1 The TSF shall be designed in a manner that limits their availability so that in conjunction with “Limited capabilities (FMT\_LIM.1)” the following policy is enforced [assignment: *Limited capability and availability policy*].

Dependencies: FMT\_LIM.1 Limited capabilities.

181 **Application note 47:** The functional requirements FMT\_LIM.1 and FMT\_LIM.2 assume that there are two types of mechanisms (limited capabilities and limited availability) which together shall provide protection in order to enforce the policy. This also allows that

(i) the TSF is provided without restrictions in the product in its user environment but its capabilities are so limited that the policy is enforced

or conversely

(ii) the TSF is designed with high functionality but is removed or disabled in the product in its user environment.

The combination of both requirements shall enforce the policy.

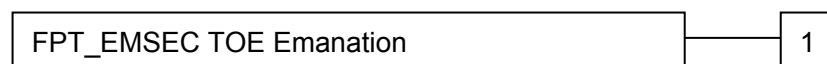
### 6.3 Definition of the Family FPT\_EMSEC

182 The family “TOE Emanation (FPT\_EMSEC)” is specified as follows.

Family behaviour

This family defines requirements to mitigate intelligible emanations.

Component levelling:



FPT\_EMSEC.1 TOE emanation has two constituents:

FPT\_EMSEC.1.1 Limit of Emissions requires to not emit intelligible emissions enabling access to TSF data or user data.

FPT\_EMSEC.1.2 Interface Emanation requires not emit interface emanation enabling access to TSF data or user data.

Management: FPT\_EMSEC.1

There are no management activities foreseen.

Audit: FPT\_EMSEC.1

There are no actions defined to be auditable.

### **FPT\_EMSEC.1 TOE Emanation**

Hierarchical to: No other components.

FPT\_EMSEC.1.1    The TOE shall not emit [assignment: *types of emissions*] in excess of [assignment: *specified limits*] enabling access to [assignment: *list of types of TSF data*] and [assignment: *list of types of user data*].

FPT\_EMSEC.1.2    The TSF shall ensure [assignment: *type of users*] are unable to use the following interface [assignment: *type of connection*] to gain access to [assignment: *list of types of TSF data*] and [assignment: *list of types of user data*].

Dependencies: No other components.

## **7 Annexes**

### **7.1 Annex: Guidance on integration of this PP with other PPs in a Security Target**

#### **7.1.1 PP conformance**

The Common Criteria parts 1 [40] and 3 [41] describe how a security target may claim conformance to one or more protection profiles. The rules for a compliance claim may be summarized as follows (for details refer to [42], section B.2.8 “PP claims”, and [43], section 10.5, assurance component ASE\_PPC.1):

- (1) The developer shall provide any PP claims as part of the ST (cf. ASE\_PPC.1.1D) and each PP claim shall identify the PP for which compliance is being claimed, including qualifications needed for that claim (cf. ASE\_PPC.1.1C).
- (2) The ST includes all security objectives for the TOE contained in the PP for which compliance is being claimed.
- (3) The ST includes all security functional requirements for the TOE (or their hierarchical components) contained in the PP for which compliance is being claimed where all operations shall be performed or completed.

- (4) The ST includes all security assurance requirements or their hierarchical components. The ST may require additional security assurance requirements.
- (5) The ST may include additional security functional and assurance requirements which must not weaken or contradict the security requirements of the PP.

The developer shall provide the PP claims rationale for each provided PP claim (cf. ASE\_PPC. 1.2D).

The following section discuss how a ST may be written claiming compliance to this PP for the eHC and one (or both) of the PP SSCD<sup>83</sup>, the BSI-PP-0005-2002 or BSI-PP-0006-2002. The author of the security target writer should pay attention to the technology independence of the BSI-PP-0005-2002 and BSI-PP-0006-2002 (cf. chapter 2 of those PPs) and smart card specific descriptions of the current PP. These approaches result in different text of similar security objectives or security requirements.

### 7.1.2 Security Objectives

The ST claiming compliance to the PP eHC and one (or both) of the PP SSCD (i.e. the BSI-PP-0005-2002 or BSI-PP-0006-2002) shall include all security objectives of the respective PPs. Note, these PP contain similar security objectives which should be stated in parallel because they address different assets. Some of them may be combined if appropriate rationale is given.

For example, the security objectives OT.AC\_Pers in this eHC PP and the security objectives OT.Lifecycle and OT.Init in the PP SSCD address the security of the initialization and personalization of the TOE. The OT.AC\_Pers, OT.Lifecycle and OT.Init limit personalization to authorized users but relates to different data. The PP SSCD allows for safe destruction of the signature-creation data (SCD) which end the SSCD life cycle. The SCD may be re-generated starting a new life cycle.

### 7.1.3 Security Functional Requirements

The ST shall include all security functional requirements (SFR) of all PP for which compliance is being claimed. The protection profiles HPC, eHC and SSCD define almost all SFR with performed operation. The ST writer shall perform all operation which are not performed already in these PP. The instantiations of the SFR components either address different security features of the TOE or describe the same security features in a consistent way.

The ST writer should be aware of the different roles and identities handled by the TOE.

Note that the roles Cardholder and Signatory will be assigned to the same person but in different context:

- The user authenticated for the role Cardholder may use the health application but the can not use the signature-creation data (SCD) in the signature application.

---

<sup>83</sup> Note however, that the German Digital Signature Act includes no requirement to claim one of the SSCD PPs in order to evaluate an application for qualified digital signatures. Therefore an ST author may also consider to take relevant contents from one of these PPs without claiming formal conformance.

- The user authenticated for the role Signatory may use the SCD in the signature application but the can not use the health application.
- The ST shall define different authentication reference data for both roles. The values of these authentication reference data may be chosen independent on each other. This is a result of the German signature ordinance and their technical interpretation given by Bundesnetzagentur.

The instantiations of components of the families FDP\_ACC, FDP\_ACF, FDP\_UCT and FDP\_UIT of the PP HPC, eHC and SSCD enforce different security functional policies defined for different subjects, objects and operations:

- the Personalisation SFP, the Signature-creation SFP and SVD Export SFP for SSCD Type 2 and 3, where the SCD Import SFP is enforced in case of SSCD Type 2 and the Initialisation SFP is enforced in case of SSCD Type 3 only,
- this eHC PP enforces the eHC SFP "**SFP\_access\_rules**".

Note that the PP SSCD, HPC and eHC require the TOE to provide trusted channel to remote trusted products. The smart card specific PP HPC and eHC assume to use secure messaging as mechanism to establish the trusted channel. The PP SSCD as being technology independent does not require the TOE to use mechanisms secure messaging.

The instantiations SFR components of the class FCS address different cryptographic mechanisms. Note that the PP HPC and eHC use the digital signature-creation for card-to-card authentication and the client-server-authentication where the PP SSCD address the digital signature-creation for electronic signature of the data to be signed (DTBS). These digital signature use specific cryptographic algorithms and keys.

The PP SSCD, HPC and eHC use slightly different approach to describe the TSF protection.

The instantiation of the SFR FPT\_EMSEC.1 TOE emanation are very similar in the PP SSCD, PP HPC and PP eHC:

- they are not operated in respect of the types and limits of emanation,
- they list specific sets of user data and TSF data to protect, and
- only the PP HPC and eHC specify the smart card circuit interface as the interface of the connection which the ST should use for a smart card as SSCD as well.

The FPT\_FLS.1 Failure with preservation of secure state is common to the PP SSCD, the PP HPC and the PP eHC where the PP SSCD does not perform the operation but the PP HPC and eHC assign the exposure of operating condition and the failure detected by self tests. Thus the ST writer may use the list of failure defined in the PP HPC and eHC or may add other failure in which the TOE preserve a secure state.

The SFR FPT\_AMT.1 Abstract machine testing is used in PP SSCD only and is missing in the PP HPC and eHC. The PP SSCD include the component FPT\_AMT.1 because the TOE may be hardware or software implementing the SCD. E.g. the TOE may include the hardware cave implementing the SFR FPT\_PHP.3 for physical protection but may not include all computer hardware inside this cave. In case of a smart card the ST will

- on the one hand define the TOE as smart card i.e. consisting of all the hardware, the software and the health application and the signature-creation application and
- on the other hand require abstract machine testing i.e. the TSF to perform testing to demonstrate the security assumptions made about the underlying abstract machine upon which the TSF relies.

In case of a smart card a test of the arithmetic coprocessor may be seen from the software part of the TOE view as test of the “underlying abstract machine” and from the hardware part of the TOE as self test (normally described by means of the SFR FPT\_TST.1). Thus the ST writer should explain that the self tests of the hardware platform on which the software is running fulfil the SFR FPT\_AMT.1 even if the “underlying abstract machine” is part of the TOE.

#### 7.1.4 Security Assurance Requirements

The ST compliant with the PP SSCD and one of the PP HPC or eHC will include at least

- the assurance package EAL4 and as augmentations
- the assurance components ADV\_IMP.2 contained in the PP HPC and eHC,
- the assurance components AVA\_MSU.3 and AVA\_VLA.4 contained in all three PP.

## 7.2 Glossary and Acronyms

Some types of terms are not described here, but at specific places in the text:

- The services provided by the TOE are defined in section 2.2
- The life cycle phases of the TOE are defined in section 2.3, Table 1.
- Assets (sensitive data) protected by the TOE are defined in section 3.1.1, Table 2.
- The subjects interacting with the TOE are defined in section 3.1.2, Table 3.

Term	Definition
<i>Application note</i>	Optional informative part of the PP containing additional supporting information that is considered relevant or useful for the construction, evaluation, or use of the TOE (cf. CC part 1, section B.2.7).
<i>IC dedicated software</i>	The part of the TOE's software, which is provided by the hardware manufacturer
<i>IC Dedicated Support Software</i>	That part of the IC Dedicated Software (refer to above) which provides functions after TOE Delivery. The usage of parts of the IC Dedicated Software might be restricted to certain phases.
<i>IC Dedicated Test Software</i>	That part of the IC Dedicated Software (refer to above) which is used to test the TOE before TOE Delivery but which does not provide any functionality thereafter.
<i>Initialisation Data</i>	Any data defined by the TOE Manufacturer and injected into the non-volatile memory by the Integrated Circuits manufacturer (Phase 2). These data are for instance used for traceability and for IC identification (IC identification data).
<i>Integrated circuit (IC)</i>	Electronic component(s) designed to perform processing and/or memory functions. The eHC's chip is a integrated circuit.
<i>Mutual Authentication</i>	Type of those cryptographic protocols, were two entities mutually verify the authenticity of each other, for smart cards this is realised by suitable sequences of amt card commands and responses

Term	Definition
<i>Personalization</i>	The process by which personal data are brought into the TOE before it is handed to the cardholder
<i>Rule_*</i>	Naming convention for access control rules in this PP, defined in <i>SFP_access_rules</i> .
<i>Secure Channel</i>	A connection between two devices, which is secured against interception or modification of the transmitted data. The TOE realises a secure channel to other devices using secure messaging.
<i>secure messaging in encrypted mode</i>	Secure messaging using encryption and message authentication code according to ISO/IEC 7816-4
<i>Service_****</i>	Services provided by the TOE (e. g. <i>Service_Privacy</i> ) are defined in section 2.2.
<i>TSF data</i>	Data created by and for the TOE, that might affect the operation of the TOE (CC part 1 [44]).
<i>User data</i>	Data created by and for the user, that does not affect the operation of the TSF (CC part 1 [45]).

## Acronyms

Acronyms	Term
<i>A.***</i>	Naming convention for assumptions in this PP, e. g. <i>A.Users</i> , see section 3.4
<i>BMG</i>	Bundesministerium für Gesundheit (the German Federal Ministry of Health)
<i>BSI-PP-****</i>	Naming convention for Protection Profiles registered by BSI
<i>CC</i>	Common Criteria
<i>CCIMB</i>	Common Criteria Implementation Management Board
<i>COS</i>	Card Operating System
<i>EAL</i>	Evaluation Assurance Level
<i>eGK</i>	elektronische Gesundheitskarte
<i>eHC</i>	electronic Health Card
<i>HEC</i>	Health Employee Card (technically a type of HPC)
<i>HPC</i>	Health Professional Card
<i>MAC</i>	Message Authentication Code
<i>OSP</i>	Operational Security Policy
<i>OSP.***</i>	Naming convention for organisational security policies in this PP, e. g. <i>OSP.User_Information</i> (see section 3.2).
<i>OT.***</i>	Naming convention for security objectives for the TOE in this PP, e. g. <i>OT.Access_Rights</i> (see section 4.1).
<i>PIN</i>	Personal Identification Number
<i>PKI</i>	Public Key Infrastructure
<i>PUC</i>	PIN Unblocking Code
<i>PP</i>	Protection Profile
<i>RAD</i>	Reference Authentication Data (see Table 2).
<i>SAR</i>	Security assurance requirements
<i>SFP</i>	Security Functional Policy
<i>SFP_access_rules</i>	Name of the security functional policy defining the access rights to assets (data) in the TOE. It is defined in <i>OT.Access_Rights</i> (see section 4.1.1) and used by access control SFRs (see section 5.1).
<i>SFR</i>	Security functional requirement
<i>SM</i>	Secure Messaging
<i>SMC</i>	Security Module Card
<i>SSCD-PP</i>	Secure Signature Creation Device Protection Profile, see [46]
<i>SSVG-PP</i>	Secure Silicon Vendor's Protection Profile, see [47]
<i>T.***</i>	Naming convention used for naming threats in this PP, for example <i>T.Forge_Internal_Data</i> , see section 3.3.

Acronyms	Term
TOE	Target of Evaluation
TOE_App	Application Part of the TOE
TOE_ES	TOE Embedded Software (operating system of the TOE)
TOE_IC	The integrated circuit of the TOE, the hardware part together with IC dedicated software
TSF	TOE security functions
VAD	Verification Authentication Data (see Table 2).
X.509	A certificate format

### 7.3 Literature

#### Common Criteria

- [48] Common Criteria for Information Technology Security Evaluation, Part 1: Introduction and General Model; Version 2.3, August 2005, CCIMB-2005-08-001
- [49] Common Criteria for Information Technology Security Evaluation, Part 2: Security Functional Requirements; Version 2.3, August 2005, CCIMB-2005-08-002
- [50] Common Criteria for Information Technology Security Evaluation, Part 3: Security Assurance Requirements; Version 2.3, August 2005, CCIMB-2005-08-003
- [51] Common Methodology for Information Technology Security Evaluation CEM, Version 2.3, August 2005, CCIMB-2005-08-004

#### eHC specifications and further documents related to the German eHC

Note: The following specifications may be replaced by further versions in future. This PP allows the evaluation of cards, which are implemented according to such newer versions, as long as the security properties defined in this PP remain valid for those newer versions of these specifications.

- [52] Die Spezifikation der elektronischen Gesundheitskarte, Teil 1: Spezifikation der elektrischen Schnittstelle, Version 2.0.0, 13.12.2007, gematik
- [53] Die Spezifikation der elektronischen Gesundheitskarte, Teil 2: Grundlegende Applikationen, Version 2.0.0, 13.12.2007, gematik
- [54] Beschreibung der zulässigen PIN- und PUC-Verfahren für die eGK, Version 1.1.0, 21.11.2007, gematik  
Note: This document needs to be used in the version valid at the time of evaluation, see the web site [www.gematik.de](http://www.gematik.de) for contact.

Note: Most of the following documents, which were developed by the bit4health group, are available online at [www.dimdi.de/de/ehealth/karte/bit4health](http://www.dimdi.de/de/ehealth/karte/bit4health).

- [55] Erarbeitung einer Strategie zur Einführung der Gesundheitskarte, Sicherheitsanforderungen, Version 1.1, Project group bit4health on behalf of the German



Federal Ministry of Health and Social Security (Bundesministerium für Gesundheit und soziale Sicherung), 12. August 2004

- [56] Erarbeitung einer Strategie zur Einführung der Gesundheitskarte, Sicherheitsarchitektur, Version 1.1, Project group bIT4health on behalf of the German Federal Ministry of Health and Social Security (Bundesministerium für Gesundheit und soziale Sicherung), 12. August 2004
- [57] Erarbeitung einer Strategie zur Einführung der Gesundheitskarte, Use Case Modell Teil 1, Version 1.1, Project group bIT4health on behalf of the German Federal Ministry of Health and Social Security (Bundesministerium für Gesundheit und soziale Sicherung) , 12. August 2004
- [58] Erarbeitung einer Strategie zur Einführung der Gesundheitskarte, Use Case Modell Teil 2, Version 1.1, Project group bIT4health on behalf of the German Federal Ministry of Health and Social Security (Bundesministerium für Gesundheit und soziale Sicherung), 12. August 2004
- [59] Erarbeitung einer Strategie zur Einführung der Gesundheitskarte, Gesammelte Referenzen der bIT4health-Dokumente, Version 1.1, Project group bIT4health on behalf of the German Federal Ministry of Health and Social Security (Bundesministerium für Gesundheit und soziale Sicherung), 12. August 2004
- [60] Erarbeitung einer Strategie zur Einführung der Gesundheitskarte, Glossar des Projekts bIT4health, Version 1.1, Project group bIT4health on behalf of the German Federal Ministry of Health and Social Security (Bundesministerium für Gesundheit und soziale Sicherung), 12. August 2004

## **Cryptography**

- [61] „Geeignete Algorithmen zur Erfüllung der Anforderungen nach §17 Abs. 1 bis 3 SigG vom 22. Mai 2001 in Verbindung mit Anlage 1 Abschnitt I Nr. 2 SigV vom 22. November 2001“, Bundesnetzagentur, 17.12.2007

Note: The newest officially published version of the preceding document shall be used, see <http://www.bundesnetzagentur.de>. Note that this document is specifically relevant for qualified digital signatures, while the following documents are relevant for other cryptographic algorithms used.

- [62] BSI TR-03116, Technische Richtlinie für die eCard-Projekte der Bundesregierung, Version: 1.0, Datum: 23.03.2007, Status: veröffentlichte Version, Fassung: 2007, <http://www.bsi.bund.de/literat/tr/tr03116/BSI-TR-03116.pdf>

Note: The newest officially published version of the preceding document shall be used, see <http://www.bsi.bund.de>.

- [63] Einführung der Gesundheitskarte – Verwendung kryptographischer Algorithmen in der Telematikinfrastruktur, Version 1.0.0, 24.08.2007, gematik

Note: This document shall be used in the version valid at the time of evaluation, see the web site [www.gematik.de](http://www.gematik.de) for contact.

### Protection Profiles

- [64] Protection Profile Secure Signature Creation Device Type 2 resp Type 3, , registered and certified by Bundesamt für Sicherheit in der Informationstechnik (BSI) under the reference BSI-PP-0005-2002T resp. BSI-PP-0006-2002T, also short SSCD-PPs or CWA14169
- [65] PP conformant to Smartcard IC Platform Protection Profile, Version 1.0, July 2001; registered and certified by Bundesamt für Sicherheit in der Informationstechnik (BSI) under the reference BSI-PP-0002-2001, also short SSVG-PP
- [66] Smartcard Integrated Circuit Platform Augmentations, Version 1.00, March 8th, 2002